



भारत सरकार / Government of India

विद्युत मंत्रालय / Ministry of Power

पूर्वी क्षेत्रीय विद्युत समिति / Eastern Regional Power Committee

No-ERPC/Comm-I/Gen/Share/2025-26/ 1558

dated: 26.11.2025

To

Executive Director/ कार्यकारी निदेशक

Eastern Regional Load Dispatch Centre/पूर्वी क्षेत्रीय भार प्रेषण केंद्र,
14, Golf Club Road, Tollygunge/14, गोल्फ क्लब रोड, टालीगंज,
Kolkata- 700 033/कोलकाता- 700 033.

Subject: Share Allocation of Central Generating Stations of Eastern Region and Bhutan HPS upon discontinuation of 50 MW of Merchant Power (Power to be sold outside Long-Term PPA) Supply to Jharkhand (JBVNL) from NTPC Farakka-III (500 MW) w.e.f. 01.12.2025-reg.

विषय: एनटीपीसी फरक्का-III (500 मेगावाट) से झारखंड (जेबीवीएनएल) को 50 मेगावाट मर्चेट पावर (दीर्घकालिक पीपीए के बाहर बेची जाने वाली बिजली) की आपूर्ति बंद होने पर पूर्वी क्षेत्र और भूटान एचपीएस के केंद्रीय उत्पादन स्टेशनों का शेयर आवंटन 01.12.2025 से प्रभावी-संबंधित।

Ref:

- 1) NTPC Letter No. Ref NTPC/PVUNL/COM/Tariff/02 dated 10.11.2025.
- 2) MoP Letter No. 5/51/2010-Th. II dated 09.12.2010.


Sir/महोदय,

In connection to the NTPC communication under ref (1), the percentage figures for scheduling of Power of Central Generating Stations of Eastern Region and Bhutan HPS upon discontinuation of 50 MW of Merchant Power (Power to be sold outside Long-Term PPA) Supply to Jharkhand (JBVNL) from NTPC Farakka-III (500 MW) w.e.f. 01.12.2025 is provided at **Annexure A. The same shall be implemented with effect from 00:00 hrs. of 01.12.2025.**

संदर्भ (1) के तहत एनटीपीसी संचार के संबंध में, एनटीपीसी फरक्का-III (500 मेगावाट) से झारखंड (जेबीवीएनएल) को 01.12.2025 से 50 मेगावाट मर्चेट पावर (दीर्घकालिक पीपीए के बाहर बेची जाने वाली बिजली) की आपूर्ति बंद होने पर पूर्वी क्षेत्र और भूटान एचपीएस के केंद्रीय उत्पादन स्टेशनों की बिजली की समय-सारणी के प्रतिशत आंकड़े अनुलग्नक ए में दिए गए हैं। इसे 01.12.2025 के 00:00 बजे से लागू किया जाएगा।

Encl: As above

भवदीय /Yours faithfully,


(N.S. Mondal)

सदस्य सचिव /Member Secretary

Copy to:

1. Chief Engineer, SLDC, Jharkhand.
2. Chief Engineer, GM Division, CEA, New Delhi
3. Executive Director, NLDC, New Delhi.
4. General Manager (Commercial), NTPC.

वितरण सूची

1. मुख्य अभियंता, एसएलडीसी, झारखंड।
2. मुख्य अभियंता, महाप्रबंधक प्रभाग, सीईए, नई दिल्ली।
3. कार्यकारी निदेशक, एनएलडीसी, नई दिल्ली।
4. महाप्रबंधक (वाणिज्यिक), एनटीपीसी।

Total Allocation(MW) of CGS stations of Eastern Region and Bhutan HPS

Station	Farakka-I&II	Farakka-III	Kahalgaoon-I	Kahalgaoon-II	Talcher I	Barh-II	Barh-I	NPGC	KBUNL-II	Darlipali STPS-I	North Karanpura	Rangeet	Teesta-V	Chukha	Kurichu	TALA	Mangdechhu	Punatsangchu-II	Patratu Stage-I
Installed capacity	1600	500	840	1500	1000	1320	1980	1980	390	1600	1980	60	510	270	60	1020	720	1020	800
BIHAR	107.751	80.195	51.520	63.667	414.122	1135.750	1149.357	1605.496	272.031	323.417	890.448	23.023	107.009	93.106	3.406	260.100	284.521	321.628	0.000
JHARKHAND	119.352	3.974	18.338	10.205	68.320	17.755	154.566	28.493	13.372	151.429	532.393	7.415	48.340	27.991	0.546	116.892	9.437	16.713	680.000
DVC	0.000	0.000	0.000	0.000	2.000	0.000	0.000	0.000	10.140	0.000	0.000	6.000	44.064	27.999	30.000	56.508	0.000	137.496	0.000
ODISHA	19.327	87.547	9.241	42.170	330.667	19.868	300.949	9.506	31.465	829.082	432.304	1.100	114.360	39.454	0.611	43.350	77.736	122.742	0.000
ODISHA (Solar Power - AFTAB)	1.585	0.000	0.827	1.599	0.990	0.000	0.000	0.000	0.000	0.000	0.000	0.000	0.000	0.000	0.000	0.000	0.000	0.000	0.000
ODISHA (Solar Power - DADRI)	1.327	0.813	0.692	1.339	0.829	0.000	0.000	0.000	0.000	0.000	0.000	0.000	0.000	0.000	0.000	0.000	0.000	0.000	0.000
ODISHA (Solar Power - Rajasthan)	2.941	0.919	1.547	4.136	1.838	0.000	0.000	0.000	0.000	0.000	0.000	0.000	0.000	0.000	0.000	0.000	0.000	0.000	0.000
ODISHA (Solar Power - Rajasthan-II)	1.471	0.460	0.774	0.000	0.919	0.000	0.000	0.000	0.000	0.000	0.000	0.000	0.000	0.000	0.000	0.000	0.000	0.000	0.000
ODISHA (Solar Power - Faridabad)	1.533	0.457	0.662	1.485	0.865	0.000	0.000	0.000	0.000	0.000	0.000	0.000	0.000	0.000	0.000	0.000	0.000	0.000	0.000
WB	524.250	182.077	57.381	7.900	100.863	13.745	15.425	6.576	34.923	269.559	124.115	14.441	128.767	76.365	25.425	390.150	204.009	351.170	0.000
West Bengal (Solar Power- Rajasthan)	10.294	3.217	5.416	13.787	6.434	0.000	0.000	0.000	0.000	0.000	0.000	0.000	0.000	0.000	0.000	0.000	0.000	0.000	0.000
West Bengal (Solar Power - Raj-II)	4.412	1.379	2.321	0.000	2.757	0.000	0.000	0.000	0.000	0.000	0.000	0.000	0.000	0.000	0.000	0.000	0.000	0.000	0.000
SIKKIM	50.394	0.091	0.189	0.233	0.259	0.405	25.799	3.527	1.979	12.513	0.741	8.020	67.460	5.086	0.012	0.000	0.215	0.382	0.000
TELENGANA	12.025	3.670	5.742	11.447	7.129	8.956	0.000	0.000	1.089	0.000	0.000	0.000	0.000	0.000	0.000	0.000	0.000	0.000	0.000
TAMILNADU	350.000	0.000	5.880	0.000	8.500	0.000	0.000	0.000	0.000	0.000	0.000	0.000	0.000	0.000	0.000	0.000	0.000	0.000	0.000
KARNATAKA	0.000	0.000	0.000	0.000	0.000	0.000	0.000	0.000	0.000	0.000	0.000	0.000	0.000	0.000	0.000	0.000	0.000	0.000	0.000
KERALA	0.000	0.000	0.000	0.000	0.000	97.020	79.992	0.000	0.000	0.000	0.000	0.000	0.000	0.000	0.000	0.000	0.000	0.000	0.000
CHATISHGARH	0.000	0.000	0.000	30.000	0.000	0.000	0.000	0.000	0.000	0.000	0.000	0.000	0.000	0.000	0.000	0.000	0.000	0.000	0.000
GUJARAT	255.200	59.742	141.036	145.950	24.000	0.000	163.911	50.445	0.000	14.000	0.000	0.000	0.000	0.000	0.000	0.000	0.000	0.000	0.000
MP	0.000	0.000	0.000	73.950	0.000	0.000	0.000	0.000	0.000	0.000	0.000	0.000	0.000	0.000	0.000	0.000	0.000	0.000	0.000
MAHARASHTRA	0.000	0.000	0.000	148.050	0.000	0.000	0.000	0.000	0.000	0.000	0.000	0.000	0.000	0.000	0.000	0.000	0.000	0.000	0.000
D & NH & D & D	0.000	0.000	0.000	4.950	0.000	0.000	0.000	0.000	0.000	0.000	0.000	0.000	0.000	0.000	0.000	0.000	0.000	0.000	0.000
UP	33.280	0.000	76.608	250.950	0.000	0.000	0.000	225.955	0.000	0.000	0.000	0.000	0.000	0.000	0.000	44.982	0.000	0.000	0.000
HARYANA	11.040	0.000	25.536	68.700	0.000	0.000	0.000	0.000	0.000	0.000	0.000	0.000	0.000	0.000	0.000	14.994	0.000	0.000	0.000
RAJASTHAN	0.000	0.000	25.536	106.650	0.000	0.000	0.000	0.000	0.000	0.000	0.000	0.000	0.000	0.000	0.000	14.994	0.000	0.000	0.000
J & K	13.600	0.000	323.904	83.400	0.000	0.000	0.000	0.000	0.000	0.000	0.000	0.000	0.000	0.000	0.000	18.054	0.000	0.000	120.000
HP	0.000	0.000	0.000	22.950	0.000	0.000	0.000	0.000	0.000	0.000	0.000	0.000	0.000	0.000	0.000	0.000	0.000	0.000	0.000
DELHI	22.240	0.000	50.988	157.350	0.000	0.000	0.000	0.000	0.000	0.000	0.000	0.000	0.000	0.000	0.000	29.988	0.000	0.000	0.000
PUNJAB	0.000	0.000	0.000	120.300	0.000	0.000	0.000	0.000	0.000	0.000	0.000	0.000	0.000	0.000	0.000	29.988	0.000	0.000	0.000
UTTARAKHAND	0.000	0.000	0.000	28.050	0.000	0.000	0.000	0.000	0.000	0.000	0.000	0.000	0.000	0.000	0.000	0.000	0.000	0.000	0.000
CHANDIGARH	0.000	0.000	0.000	3.000	0.000	0.000	0.000	0.000	0.000	0.000	0.000	0.000	0.000	0.000	0.000	0.000	0.000	0.000	0.000
ASSAM	39.292	0.000	17.710	76.403	20.954	0.000	0.000	0.000	0.000	0.000	0.000	0.000	0.000	0.000	0.000	0.000	144.082	64.158	0.000
ASSAM (Solar Power - Rajasthan)	1.471	0.460	0.774	1.379	0.919	0.000	0.000	0.000	0.000	0.000	0.000	0.000	0.000	0.000	0.000	0.000	0.000	0.000	0.000
MANIPUR	0.000	0.000	0.000	0.000	0.000	0.000	0.000	0.000	0.000	0.000	0.000	0.000	0.000	0.000	0.000	0.000	0.000	5.712	0.000
NAGALAND	6.877	0.000	3.573	0.000	4.248	0.000	0.000	0.000	0.000	0.000	0.000	0.000	0.000	0.000	0.000	0.000	0.000	0.000	0.000
ARUNACHAL PRADESH	3.071	0.000	1.614	0.000	1.969	0.000	0.000	0.000	0.000	0.000	0.000	0.000	0.000	0.000	0.000	0.000	0.000	0.000	0.000
MIZORAM	2.268	0.000	1.192	0.000	1.417	0.000	0.000	0.000	0.000	0.000	0.000	0.000	0.000	0.000	0.000	0.000	0.000	0.000	0.000
POWERGRID(PUSAULI)	0.000	0.000	1.000	0.000	0.000	0.000	0.000	0.000	0.000	0.000	0.000	0.000	0.000	0.000	0.000	0.000	0.000	0.000	0.000
POWERGRID (ALIPURDUAR)	0.000	0.000	0.000	0.000	0.000	1.500	0.000	0.000	0.000	0.000	0.000	0.000	0.000	0.000	0.000	0.000	0.000	0.000	0.000
NVVN BPD	5.000	25.000	10.000	20.000	0.000	25.000	90.000	50.000	25.000	0.000	0.000	0.000	0.000	0.000	0.000	0.000	0.000	0.000	0.000
Expired PPA	0.000	50.000	0.000																
Total(in MW)	1600.000	500.000	840.000	1500.000	1000.000	1320.000	1980.000	1980.000	390.000	1600.000	1980.000	60.000	510.000	270.000	60.000	1020.000	720.000	1020.000	800.000

Firm Allocation(MW) of CGS stations of Eastern Region and Bhutan HPS

Station	Farakka-I&II	Farakka-III	Kahalgaon-I	Kahalgaon-II	Talcher I	Barh-II	Barh-I	NPGC	KBUNL-II	Darlipali STPS-I	North Karanpura	Rangeet	Teesta-V	Chukha	Kurichu	TALA	Mangdechhu	Punatsangchu-II	Patratu Stage - I
Installed capacity	1600	500	840	1500	1000	1320	1980	1980	390	1600	1980	60	510	270	60	1020	720	1020	800 (Unit 1)
Power to be sold outside long term PPA	0.000	75.000	0.000																
BIHAR	0.000	55.400	0.000	0.000	343.500	1024.980	1025.046	1552.498	264.030	161.280	688.050	16.890	54.876	68.229	0.000	260.100	225.648	217.362	0.000
JHARKHAND	102.080	0.000	10.080	0.000	57.000	0.000	134.640	19.998	12.090	125.440	499.950	6.432	39.984	24.003	0.000	116.892	0.000	0.000	680.000
DVC	0.000	0.000	0.000	0.000	2.000	0.000	0.000	0.000	10.140	0.000	0.000	6.000	44.064	24.003	25.998	56.508	0.000	137.496	0.000
ODISHA	0.000	83.100	0.000	30.750	318.000	0.000	278.652	0.000	30.030	800.000	396.000	0.000	105.009	34.992	0.000	43.350	67.176	104.040	0.000
WB	510.880	179.000	50.988	0.000	92.100	0.000	0.000	0.000	33.930	249.440	99.000	13.680	122.298	73.278	25.002	390.150	196.704	338.232	0.000
SIKKIM	50.000	0.000	0.000	0.000	0.000	0.000	25.344	3.333	1.950	11.920	0.000	7.998	67.269	4.995	0.000	0.000	0.000	0.000	0.000
TELENGANA	0.000	0.000	0.000	0.000	0.000	0.000	0.000	0.000	0.000	0.000	0.000	0.000	0.000	0.000	0.000	0.000	0.000	0.000	0.000
TAMILNADU	350.000	0.000	5.880	0.000	8.500	0.000	0.000	0.000	0.000	0.000	0.000	0.000	0.000	0.000	0.000	0.000	0.000	0.000	0.000
KARNATAKA	0.000	0.000	0.000	0.000	0.000	0.000	0.000	0.000	0.000	0.000	0.000	0.000	0.000	0.000	0.000	0.000	0.000	0.000	0.000
KERALA	0.000	0.000	0.000	0.000	0.000	97.020	79.992	0.000	0.000	0.000	0.000	0.000	0.000	0.000	0.000	0.000	0.000	0.000	0.000
CHATISHGARH	0.000	0.000	0.000	30.000	0.000	0.000	0.000	0.000	0.000	0.000	0.000	0.000	0.000	0.000	0.000	0.000	0.000	0.000	0.000
GUJARAT	255.200	32.500	141.036	145.950	24.000	0.000	139.326	46.662	0.000	11.920	0.000	0.000	0.000	0.000	0.000	0.000	0.000	0.000	0.000
MP	0.000	0.000	0.000	73.950	0.000	0.000	0.000	0.000	0.000	0.000	0.000	0.000	0.000	0.000	0.000	0.000	0.000	0.000	0.000
MAHARASHTRA	0.000	0.000	0.000	148.050	0.000	0.000	0.000	0.000	0.000	0.000	0.000	0.000	0.000	0.000	0.000	0.000	0.000	0.000	0.000
D &NH & D & D	0.000	0.000	0.000	4.950	0.000	0.000	0.000	0.000	0.000	0.000	0.000	0.000	0.000	0.000	0.000	0.000	0.000	0.000	0.000
UP	33.280	0.000	76.608	250.950	0.000	0.000	0.000	209.009	0.000	0.000	0.000	0.000	0.000	0.000	0.000	0.000	0.000	0.000	0.000
HARYANA	11.040	0.000	25.536	68.700	0.000	0.000	0.000	0.000	0.000	0.000	0.000	0.000	0.000	0.000	0.000	0.000	0.000	0.000	0.000
RAJASTHAN	0.000	0.000	25.536	106.650	0.000	0.000	0.000	0.000	0.000	0.000	0.000	0.000	0.000	0.000	0.000	0.000	0.000	0.000	0.000
J & K	13.600	0.000	323.904	83.400	0.000	0.000	0.000	0.000	0.000	0.000	0.000	0.000	0.000	0.000	0.000	0.000	0.000	0.000	0.000
HP	0.000	0.000	0.000	22.950	0.000	0.000	0.000	0.000	0.000	0.000	0.000	0.000	0.000	0.000	0.000	0.000	0.000	0.000	0.000
DELHI	22.240	0.000	50.988	157.350	0.000	0.000	0.000	0.000	0.000	0.000	0.000	0.000	0.000	0.000	0.000	0.000	0.000	0.000	0.000
PUNJAB	0.000	0.000	0.000	120.300	0.000	0.000	0.000	0.000	0.000	0.000	0.000	0.000	0.000	0.000	0.000	0.000	0.000	0.000	0.000
UTTARAKHAND	0.000	0.000	0.000	28.050	0.000	0.000	0.000	0.000	0.000	0.000	0.000	0.000	0.000	0.000	0.000	0.000	0.000	0.000	0.000
CHANDIGARH	0.000	0.000	0.000	3.000	0.000	0.000	0.000	0.000	0.000	0.000	0.000	0.000	0.000	0.000	0.000	0.000	0.000	0.000	0.000
ASSAM	11.680	0.000	3.444	0.000	4.900	0.000	0.000	0.000	0.000	0.000	0.000	0.000	0.000	0.000	0.000	0.000	122.472	64.158	0.000
MANIPUR	0.000	0.000	0.000	0.000	0.000	0.000	0.000	0.000	0.000	0.000	0.000	0.000	0.000	0.000	0.000	0.000	0.000	5.712	0.000
NAGALAND	0.000	0.000	0.000	0.000	0.000	0.000	0.000	0.000	0.000	0.000	0.000	0.000	0.000	0.000	0.000	0.000	0.000	0.000	0.000
ARUNACHAL PRADESH	0.000	0.000	0.000	0.000	0.000	0.000	0.000	0.000	0.000	0.000	0.000	0.000	0.000	0.000	0.000	0.000	0.000	0.000	0.000
MIZORAM	0.000	0.000	0.000	0.000	0.000	0.000	0.000	0.000	0.000	0.000	0.000	0.000	0.000	0.000	0.000	0.000	0.000	0.000	0.000
POWERGRID	0.000	0.000	0.000	0.000	0.000	0.000	0.000	0.000	0.000	0.000	0.000	0.000	0.000	0.000	0.000	0.000	0.000	0.000	0.000
NVVN BPDB	0.000	0.000	0.000	0.000	0.000	0.000	0.000	0.000	0.000	0.000	0.000	0.000	0.000	0.000	0.000	0.000	0.000	0.000	0.000
Total firm share (in MW)	1360.000	425.000	714.000	1275.000	850.000	1122.000	1683.000	1831.500	352.170	1360.000	1683.000	51.000	433.500	229.500	51.000	867.000	612.000	867.000	680.000

Total unallocated power (MW)																				
BIHAR	107.751	24.795	51.520	63.667	70.622	110.770	124.311	52.998	8.001	162.137	202.398	6.133	52.133	24.877	3.406	0.000	58.873	104.266	0	1228.656
JHARKHAND	17.272	3.974	8.258	10.205	11.320	17.755	19.926	8.495	1.282	25.989	32.443	0.983	8.356	3.988	0.546	0.000	9.437	16.713	0	196.943
DVC	0.000	0.000	0.000	0.000	0.000	0.000	0.000	0.000	0.000	0.000	0.000	0.000	0.000	3.996	4.002	0.000	0.000	0.000	0	7.998
ODISHA	19.327	4.447	9.241	11.420	12.667	19.869	22.297	9.506	1.435	29.082	36.304	1.100	9.351	4.462	0.611	0.000	10.560	18.702	0	220.381
ODISHA (Solar Power - AFTAB)	1.585	0.000	0.827	1.599	0.990	0.000	0.000	0.000	0.000	0.000	0.000	0.000	0.000	0.000	0.000	0.000	0.000	0.000	0	5.002
ODISHA (Solar Power - DADRI)	1.327	0.813	0.692	1.339	0.829	0.000	0.000	0.000	0.000	0.000	0.000	0.000	0.000	0.000	0.000	0.000	0.000	0.000	0	5.001
ODISHA (Solar Power - Rajasthan)	2.941	0.919	1.547	4.136	1.838	0.000	0.000	0.000	0.000	0.000	0.000	0.000	0.000	0.000	0.000	0.000	0.000	0.000	0	11.382
ODISHA (Solar Power - Rajasthan-II)	1.471	0.460	0.774	0.000	0.919	0.000	0.000	0.000	0.000	0.000	0.000	0.000	0.000	0.000	0.000	0.000	0.000	0.000	0	3.623
ODISHA (Solar Power - Faridabad)	1.533	0.457	0.662	1.485	0.865	0.000	0.000	0.000	0.000	0.000	0.000	0.000	0.000	0.000	0.000	0.000	0.000	0.000	0	5.001
WB	13.370	3.077	6.393	7.900	8.763	13.745	15.425	6.576	0.993	20.119	25.115	0.761	6.469	3.087	0.423	0.000	7.305	12.938	0	152.459
West Bengal (Solar Power- Rajasthan)	10.294	3.217	5.416	13.787	6.434	0.000	0.000	0.000	0.000	0.000	0.000	0.000	0.000	0.000	0.000	0.000	0.000	0.000	0	39.147
West Bengal (Solar Power - Raj-II)	4.412	1.379	2.321	0.000	2.757	0.000	0.000	0.000	0.000	0.000	0.000	0.000	0.000	0.000	0.000	0.000	0.000	0.000	0	10.869
SIKKIM	0.394	0.091	0.189	0.233	0.258	0.405	0.455	0.194	0.029	0.593	0.741	0.022	0.191	0.091	0.012	0.000	0.215	0.382	0	4.497
TELENGANA	12.025	3.670	5.742	11.447	7.129	8.956	0.000	0.000	1.089	0.000	0.000	0.000	0.000	0.000	0.000	0.000	0.000	0.000	0	50.057
TAMILNADU	0.000	0.000	0.000	0.000	0.000	0.000	0.000	0.000	0.000	0.000	0.000	0.000	0.000	0.000	0.000	0.000	0.000	0.000	0	0.000
KARNATAKA	0.000	0.000	0.000	0.000	0.000	0.000	0.000	0.000	0.000	0.000	0.000	0.000	0.000	0.000	0.000	0.000	0.000	0.000	0	0.000
KERALA	0.000	0.000	0.000	0.000	0.000	0.000	0.000	0.000	0.000	0.000	0.000	0.000	0.000	0.000	0.000	0.000	0.000	0.000	0	0.000
CHATISGARH	0.000	0.000	0.000	0.000	0.000	0.000	0.000	0.000	0.000	0.000	0.000	0.000	0.000	0.000	0.000	0.000	0.000	0.000	0	0.000
GUJARAT	0.000	2.242	0.000	0.000	0.000	0.000	24.585	3.783	0.000	2.080	0.000	0.000	0.000	0.000	0.000	0.000	0.000	0.000	0	32.691
MP	0.000	0.000	0.000	0.000	0.000	0.000	0.000	0.000	0.000	0.000	0.000	0.000	0.000	0.000	0.000	0.000	0.000	0.000	0	0.000
MAHARASHTRA	0.000	0.000	0.000	0.000	0.000	0.000	0.000	0.000	0.000	0.000	0.000	0.000	0.000	0.000	0.000	0.000	0.000	0.000	0	0.000
D & N H & D & D	0.000	0.000	0.000	0.000	0.000	0.000	0.000	0.000	0.000	0.000	0.000	0.000	0.000	0.000	0.000	0.000	0.000	0.000	0	0.000
UP	0.000	0.000	0.000	0.000	0.000	0.000	0.000	16.947	0.000	0.000	0.000	0.000	0.000	0.000	0.000	44.982	0.000	0.000	0	61.929
HARYANA	0.000	0.000	0.000	0.000	0.000	0.000	0.000	0.000	0.000	0.000	0.000	0.000	0.000	0.000	0.000	14.994	0.000	0.000	0	14.994
RAJASTHAN	0.000	0.000	0.000	0.000	0.000	0.000	0.000	0.000	0.000	0.000	0.000	0.000	0.000	0.000	0.000	14.994	0.000	0.000	0	14.994
J & K	0.000	0.000	0.000	0.000	0.000	0.000	0.000	0.000	0.000	0.000	0.000	0.000	0.000	0.000	0.000	18.054	0.000	0.000	120	138.054
HP	0.000	0.000	0.000	0.000	0.000	0.000	0.000	0.000	0.000	0.000	0.000	0.000	0.000	0.000	0.000	0.000	0.000	0.000	0	0.000
DELHI	0.000	0.000	0.000	0.000	0.000	0.000	0.000	0.000	0.000	0.000	0.000	0.000	0.000	0.000	0.000	29.988	0.000	0.000	0	29.988
PUNJAB	0.000	0.000	0.000	0.000	0.000	0.000	0.000	0.000	0.000	0.000	0.000	0.000	0.000	0.000	0.000	29.988	0.000	0.000	0	29.988
UTARAKHAND	0.000	0.000	0.000	0.000	0.000	0.000	0.000	0.000	0.000	0.000	0.000	0.000	0.000	0.000	0.000	0.000	0.000	0.000	0	0.000
CHANDIGARH	0.000	0.000	0.000	0.000	0.000	0.000	0.000	0.000	0.000	0.000	0.000	0.000	0.000	0.000	0.000	0.000	0.000	0.000	0	0.000
ASSAM	27.612	0.000	14.266	76.403	16.054	0.000	0.000	0.000	0.000	0.000	0.000	0.000	0.000	0.000	0.000	0.000	21.610	0.000	0	155.945
ASSAM (Solar Power - Rajasthan)	1.471	0.460	0.774	1.379	0.919	0.000	0.000	0.000	0.000	0.000	0.000	0.000	0.000	0.000	0.000	0.000	0.000	0.000	0	5.002
NAGALAND	6.877	0.000	3.573	0.000	4.248	0.000	0.000	0.000	0.000	0.000	0.000	0.000	0.000	0.000	0.000	0.000	0.000	0.000	0	14.698
ARUNACHAL	3.071	0.000	1.614	0.000	1.969	0.000	0.000	0.000	0.000	0.000	0.000	0.000	0.000	0.000	0.000	0.000	0.000	0.000	0	6.654
MIZORAM	2.268	0.000	1.192	0.000	1.417	0.000	0.000	0.000	0.000	0.000	0.000	0.000	0.000	0.000	0.000	0.000	0.000	0.000	0	4.877
POWERGRID(PUSAULI)	0.000	0.000	1.000	0.000	0.000	0.000	0.000	0.000	0.000	0.000	0.000	0.000	0.000	0.000	0.000	0.000	0.000	0.000	0	1.000
POWERGRID (ALIPURDUAR)	0.000	0.000	0.000	0.000	0.000	1.500	0.000	0.000	0.000	0.000	0.000	0.000	0.000	0.000	0.000	0.000	0.000	0.000	0	1.500
NVVN BANGLADESH	5.000	25.000	10.000	20.000	0.000	25.000	90.000	50.000	25.000	0.000	0.000	0.000	0.000	0.000	0.000	0.000	0.000	0.000	0	250.000

PERCENTAGE SHARES OF EASTERN REGION AND BHUTAN STATIONS
IN VARIOUS CENTRAL SECTOR GENERATING STATIONS

A. Allocations from E.R.

(All figures in %)

U.A.-Pooled 1802.94 MW	
State/UT	Round the clock
BIHAR	68.147
JHARKHAND	10.923
ODISHA	12.223
WEST BENGAL	8.456
SIKKIM	0.249
Total	100.000

1 Total Unallocated Pool Power	2703.33 MW
2 Special allocation to Powergrid	2.50 MW
3 Special allocation to Bangladesh	250.00 MW
4 Specific Allocation to NVVN and NTPC for bundling of solar power from NTPC's Coal stations	135.08 MW
5 Specific allocation to NR region states from Tala HEP	153.00 MW
6 Specific allocation to Uttarakhand (station specific)	0.00 MW
7 Specific allocation to Tamil Nadu (station specific)	0.00 MW
8 Specific allocation to Gujarat (station specific)	32.69 MW
9 Specific allocation to Uttar Pradesh (station specific)	16.95 MW
10 Specific allocation to Assam (station specific)	155.94 MW
11 Specific allocation to Nagaland (station specific)	14.70 MW
12 Specific allocation to Arunachal Pradesh (station specific)	6.65 MW
13 Specific allocation to Mizoram (station specific)	4.88 MW
14 Specific allocation to DVC (station specific)	8.00 MW
15 Specific allocation to J&K (station specific)	120.0 MW

16 Balance Unallocated Pool for beneficiaries of the Region

1802.94 MW

Power to be sold outside long term PPA (as on 01.12.2025)

	Farakka-III
Installed capacity (MW)	500
Power to be sold outside long term PPA (MW)	75.000
JHARKHAND	0.000
GUJARAT	25.000

Power to be sold outside long term PPA (%)	15.000000
JHARKHAND	0.000000
GUJARAT	5.000000

	Farakka-I & II
Installed capacity (MW)	1600
Power to be sold outside long term PPA (MW)	0.000

	Kahalgaon-I
Installed capacity (MW)	840
Power to be sold outside long term PPA (MW)	0.000



एनटीपीसी लिमिटेड
(भारत सरकार का उद्यम)
NTPC Limited
(A Govt. of India Enterprise)

Ref: NTPC/PVUNL/COM/Tariff/02

Date: 10-11-2025

To,

The Member Secretary
Eastern Regional Power Committee (ERPC)
14, Golf Club Rd, near RCGC,
Golf Gardens, Tollygunge,
Kolkata, West Bengal 700033

Subject: Discontinuation of 50 MW of Merchant Power Supply to Jharkhand (JBVNL) from NTPC Farakka-III (500 MW) w.e.f. 01.12.2025 post COD of Patratu Unit-1.

Respected Sir,

This is with reference to the allocation letter no. **ERPC/COM-I/C.S. Share/2017/672 dated 31.05.2017**, regarding the allocation of 50 MW of merchant power from NTPC Farakka STPS-III (500 MW) to JBVNL w.e.f. **01.06.2017**.

In this regard, it is stated that as per the terms and conditions of the Power Purchase Agreement (PPA) dated 26.05.2017, executed between NTPC and JBVNL for the supply of the said 50 MW merchant power, Clause 4 of the PPA inter alia stipulates as under:

Quote

“Effective Date and Duration of Supplementary Agreement

The Supplementary Agreement shall come into effect for all purpose and intent from the date of start of supply of this 50 MW power to Jharkhand. The Supplementary Agreement shall remain operative up to the last day of the month in which the 1st unit of 800 MW capacity of PTPS being established by PVUNL (a joint venture company between the parties) is declared COD.”

Unquote

It is hereby informed that Unit-1 of Patratu Super Thermal Power Station was declared under commercial operation on **05.11.2025**. Accordingly, in line with the PPA provisions, the supply of merchant power of 50 MW to JBVNL from NTPC Farakka-III (500 MW) shall stand discontinued with effect from **00:00 hrs of 01.12.2025** and the same will be available with the NTPC for sale outside long term PPA, in accordance with the MoP allocation order vide No.5/51/2010-Th.II dated 09.12.2010.

Therefore, it is requested that necessary effect to the allocation of 50 MW merchant power from NTPC Farakka-III may kindly be given by ERPC, revising the power allocation w.e.f. 01.12.2025.

This is for your kind consideration and associated necessary action please.

Yours faithfully,

Parimal Piyush
AGM (Commercial)

Enclosures: -

- 1) ERPC Allocation letter dated 31.05.2017
- 2) COD certificate of Unit-1 of PVUNL
- 3) Extract of PPA signed with JBVNL dated 26.05.2017
- 4) MoP allocation order vide No.5/51/2010-Th.II dated 09.12.2010

Copy to: -

- 1) Executive Director, ERLDC -for kind information
- 2) Managing Director, JBVNL- for kind information

पंजीकृत कार्यालय: एनटीपीसी भवन, स्कोप कॉम्प्लेक्स, 7 इन्स्टीटयुशनल एरिया, लोधी रोड, नई दिल्ली – 110 003

Regd Office: NTPC Bhawan, Scope Complex, 7 Institutional Area, Lodhi Road, New Delhi – 110 003

Corporate Identification Number L40101DL1975GOI007966, **Telephone No:** 011-2436 0100



भारत सरकार
विद्युत मंत्रालय
पूर्वी क्षेत्रीय विद्युत समिति
GOVERNMENT OF INDIA
MINISTRY OF POWER
EASTERN REGIONAL POWER COMMITTEE



No-ERPC/COM-I/C.S.Share/2017/672

dated-31.05.2017

Fax Msg No:

From : Member Secretary, ERPC, Kolkata

To : General Manager, ERLDC, Kolkata


Subject : Allocation of power from Farakka STPS III (Unit # 6 : 500 MW) w.e.f 01.06.2017

Ref: (1) MoP allocation order vide No. 5/51/2010-Th.II dated 09.12.2010
(2) NTPC email dated 31.05.2017 along with copy of PPA for 50 MW sale to JBVNL.

Sir,

With reference to the above, the scheduling of NTPC Farakka Stage-III may be implemented as per the attached allocation sheet (at Annexure-I) with effect from 00:00 Hrs of 01.06.2017.

Encl : as above


(A.K. Bandyopadhyaya)

Member Secretary

Copy forwarded for information to:

- 1) Chief Engineer (Commercial & Revenue), JBVNL, Patna
- 2) GM (Commercial), NTPC, Patna
- 3) C.E.(GM), CEA , New Delhi
- 4) COO, CTU, New Delhi

EASTERN REGIONAL POWER COMMITTEE, KOLKATA

Annexure-I

C.S. Allocation of Farakka STPS - III (Unit # 6)

Capacity

500.00 MW

W.E.F. 00:00 Hrs 01.06.2017

STATE/ UTILITY	FIRM SHARES		Unallocated share		FIRM SHARE INCL. UNALLOCATED		Power to be sold outside long term PPA (As per Agreement with NTPC)		Grand Total		Percentage to be applied for entitlements
	%	MW	%	MW	%	MW	%	MW	%	MW	%
Eastern Region											
Bihar	11.08	55.40	10.437874	52.19	21.517874	107.59			21.517874	107.59	22.650394
Jharkhand	6.50	32.50	0.448474	2.24	6.948474	34.74	10.00	50.00	16.948474	84.74	17.840501
DVC	6.36	31.80			6.360000	31.80			6.360000	31.80	6.694737
Odisha	16.62	83.10			16.620000	83.10			16.620000	83.10	17.494737
West Bengal	29.44	147.20	1.838940	9.19	31.278940	156.39			31.278940	156.39	32.925200
North Eastern Region											
APDCL (Assam)									0.000000	0.00	
Solar/Bangladesh Shares											
Odisha (AFTAB)			0	0	0	0			0	0	0.000000
Odisha (DADRI)			0.162663	0.81	0.162663	0.81			0.162663	0.81	0.171225
Odisha (Faridabad Solar)			0.091354	0.46	0.091354	0.46			0.091354	0.46	0.096162
Odisha (RAJ)			0.183824	0.92	0.183824	0.92			0.183824	0.92	0.193498
Odisha (RAJ II)			0.091912	0.46	0.091912	0.46			0.091912	0.46	0.096749
West Bengal-(RAJ Solar)			0.643382	3.22	0.643382	3.22			0.643382	3.22	0.677244
West Bengal-(RAJ II)			0.275735	1.38	0.275735	1.38			0.275735	1.38	0.290247
Assam (RAJ)			0.091912	0.46	0.091912	0.46			0.091912	0.46	0.096749
BPDB (Bangladesh)			0	0	0	0			0	0	0.000000
DVC (RAJ)			0.275735	1.38	0.275735	1.38			0.275735	1.38	0.290247
DVC (RAJ II)			0.091912	0.46	0.091912	0.46			0.091912	0.46	0.096749
DVC (Talcher Solar)			0.183575	0.92	0.183575	0.92			0.183575	0.92	0.193237
DVC (Unchahar Solar)			0.182708	0.91	0.182708	0.91			0.182708	0.91	0.192324
STOA/Exchange							5	25	5	25	
Total	70.00	350.00	15.00	75.00	85.00	425.00	15.00	75.00	100.000000	500.00	100.000000

Abandipandhyan
Member Secretary



पतरातु विद्युत उत्पादन निगम लिमिटेड
PATRATU VIDYUT UTPADAN NIGAM LTD.
(A subsidiary of NTPC in Joint Venture with JBVNL)

पतरातु / Patratu

Ref No: PVUNL/U01/COD

Date: 03.11.2025

Member Secretary	Executive Director	General Manager
Eastern Regional Power Committee	Eastern Regional Load Despatch Centre	Jharkhand State Load Despatch Centre
14, Golf Club Road, Tollygunge	14, Golf Club Road, Tollygunge	JUSNL Building, Kusai Colony, Doranda,
Kolkata-700033	Kolkata-700033	Ranchi-834002

Subject: - Declaration of Commercial Operation of Unit#1 (800 MW) of Patratu STPP Phase-1(3x800MW) of PVUNL.

Dear Sir,

Unit #1 (800 MW) of Patratu STPP, Phase -1 (3x800 MW) of PVUNL is declared on Commercial Operation w.e.f. 00:00 Hrs of 05.11.2025.

A certificate as per Regulation 26 of CERC (Indian Electricity Grid Code) Regulations 2023 is enclosed.

This is for your information and necessary action please.

Thanking You,

Yours faithfully,


(Ashok Kumar Sehgal)
Chief Executive Officer

Enclosed:

- 1) Certificate as per CERC Regulations quoted above
- 2) MOP, Gol allocation letter dated 25.02.2019 and 29.09.2025.

48

00003J

INDIA NON JUDICIAL


Government of National Capital Territory of Delhi



सत्यमेव जयते

e-Stamp

Certificate No.	: IN-DL86767723331689P
Certificate Issued Date	: 26-May-2017 02:59 PM
Account Reference	: IMPACC (IV)/ dl720603/ DELHI/ DL-DLH
Unique Doc. Reference	: SUBIN-DL72060374384153551141P
Purchased by	: NTPC LTD
Description of Document	: Article 5 General Agreement
Property Description	: Not Applicable
Consideration Price (Rs.)	: 0 (Zero)
First Party	: NTPC LTD
Second Party	: JBVNL
Stamp Duty Paid By	: NTPC LTD
Stamp Duty Amount(Rs.)	: 100 (One Hundred only)



----- Please write or type below this line -----

SUPPLEMENTARY POWER PURCHASE AGREEMENT
BETWEEN
NTPC LIMITED
AND
JHARKHAND BIJLI VITARAN NIGAM LIMITED
FOR

FARAKKA SUPER THERMAL POWER STATION STAGE-III (1X500 MW)

410

AND NTPC is willing to sell this 50 MW power out of this 75 MW capacity from Farakka STPS Stage-III to JBVNL from the date of signing this agreement on mutually agreed terms and conditions mentioned hereunder.

Now, therefore, in consideration of the premises and mutual agreements, covenants and conditions set forth herein, it is hereby agreed by and between the Parties as follows:

1.0 INSTALLED CAPACITY:

The capacity of Farakka STPS Stage-III is 500 MW (1X 500 MW).

• 000032

2.0 CONTRACTED CAPACITY

The Contracted Capacity for the purpose of this Supplementary Agreement shall be 50 MW, i.e. 10% of the installed capacity of the station, out of the 75 MW capacity earmarked from Farakka STPS Stage III for sale outside long term PPAs vide OM No.5/51/2010-Th.II dated 09.12.2010 issued by Ministry of Power, Govt. of India. This Contracted capacity shall be over and above any other allocation from time to time by GoI to JBVNL from various Stations of NTPC including Farakka STPS Stage-III.

3.0 TARIFF

The tariff and terms & conditions of tariff for the Contracted Capacity would be as determined by CERC for Farakka STPS Stage – III from time to time.

4.0 EFFECTIVE DATE AND DURATION OF SUPPLEMENTARY AGREEMENT

The Supplementary Agreement shall come into effect for all purposes and intent from the date of start of supply of this 50 MW power to Jharkhand. The Supplementary Agreement shall remain operative up to the last day of the month in which 1st Unit of 800 MW capacity of PTPS being established by PVUN (a joint venture company between the parties) is declared COD.

5.0 Methodology of scheduling of power shall be the same as agreed to in the Power Purchase Agreement dated 27.04.2011, signed for sale and purchase of power from Farakka STPS Stage-III. Bills will be raised for total power sold by NTPC on the basis of monthly RIA considering together both the agreements dated 27.04.2011 and this Supplementary Agreement.

6.0 Except as agreed above, all provisions including Billing and Payment of the aforesaid Power Purchase Agreement signed between the parties on 27.04.2011 in respect of Farakka STPS Stage – III (copy enclosed at Annexure – I) which shall be an integral part of this Supplementary Agreement, for all intents and purposes, shall apply mutatis mutandis to power supplied to JBVNL under this Supplementary Agreement.

hwh.

Shobin

415

IN WITNESS WHEREOF the parties have executed these presents through their
Authorised Representatives on the date mentioned above.

000033

WITNESS

1. *Sunit*

सुनित कुमार / SUNIT KUMAR
अपर महाप्रबन्धक (वाणिज्यिक)
Addl. General Manager (Commercial)
एनटीपीसी लिमिटेड / NTPC Limited

2. *Ramola*
CRISHI NANDAN)
E S E, C&R, JBVNL.

Electric Superintending Engineer(C&R)
JBVNL, Ranchi

hwh.

For and on behalf of
KRISHNA KUMAR SINHA
for NTPC Limited
General Manager (Commercial)
एनटीपीसी लिमिटेड / NTPC Limited
कोर & एचआर विभाग, 7th floor
7, स्कोप कॉम्प्लेक्स / 7, SCOPE Complex
लोधी रोड, नई दिल्ली 3 / Lpdhi Road, New Delhi-3

Sunit Kumar Mohan

For and on behalf of
JBVNL.

Chief Engineer (C & R)
JBVNL, Ranchi



No.5/51/2010-Th.II
Government of India
Ministry of Power

Shram Shakti Bhawan, Rafi Marg,
New Delhi-110001
9th December, 2010

To

1. Chairman,
Central Electricity Authority,
Sewa Bhawan, R.K. Puram,
New Delhi
2. Chairman & Managing Director,
NTPC Limited,
Scope Complex, Lodhi Road
New Delhi-110003
3. Member Secretary,
Eastern Region Electricity Board,
14, Golf Club Road, Tollygunge
Kolkata - 700033

Subject: Allocation of power from Farakka-III Thermal Power Project (500 MW)

Sir,

I am directed to state that power generated from the Farakka-III Thermal Power Project (500 MW) of NTPC in West Bengal is allocated with effect from the date of commercial operation of the plant as in the following:

Name of State/Union Territory	Share in installed capacity (%)	Equivalent quantum in installed capacity (MW)
Bihar	10.1	50.5
DVC	6.36	31.8
Jharkhand	6.5	32.5
Orissa	16.62	83.1
West Bengal	29.44	147.2
Sikkim	0.98	4.9
Unallocated	15	75
Power to be sold outside long term PPA	15	75
Total	100	500

2 The extant guidelines on allocation of power have also been taken into cognizance in the above allocation.

2/-

