



भारत सरकार / Government of India

विद्युत मंत्रालय / Ministry of Power

पूर्वी क्षेत्रीय विद्युत समिति / Eastern Regional Power Committee

No-ERPC/Comm-I/Gen/Share/2026-27/419

Dated: 29.05.2026

To

Executive Director/ कार्यकारी निदेशक

Eastern Regional Load Dispatch Centre/ पूर्वी क्षेत्रीय भार प्रेषण केंद्र,

14, Golf Club Road, Tollygunge/14, गोल्फ क्लब रोड, टालीगंज,

Kolkata- 700 033/कोलकाता- 700 033.

विषय : 31.05.2027 तक पतरातू एसटीपीएस चरण- I से छत्तीसगढ़ को 120 मेगावाट बिजली के आवंटन पर पूर्वी क्षेत्र और भूटान एचपीएस के केंद्रीय उत्पादन स्टेशनों का आवंटन, फरक्का एसटीपीपी - I और II से बिहार की छोड़ी गई बिजली से त्रिपुरा को 50 मेगावाट बिजली 31.05.2031 तक और बक्सर टीपीपी चरण - I से तमिलनाडु राज्य को आवंटित 99 मेगावाट बिजली बंद करने के संबंध में।

Subject: Share Allocation of Central Generating Stations of Eastern Region and Bhutan HPS upon allocation of 120 MW power from Patratu STPS Stage – I to Chattisgarh upto 31.05.2027, 50 MW power to Tripura from relinquished power of Bihar from Farakka STPP – I & II till 31.05.2031 and discontinuation of 99 MW power from Buxar TPP Stage – I allocated to the State of Tamil Nadu - reg.

Ref:

1. Ministry of Power Letter No. 22/28/2023-OM[268766] dated 19.05.2026.
2. Ministry of Power Letter No. 22/15/2026-OM[281102] dated 26.05.2026.
3. Ministry of Power Letter No. 22-303/2/2022-OM[265347] dated 27.03.2026

Sir/महोदय,

उपरोक्त के संदर्भ में, पूर्वी क्षेत्र और भूटान एचपीएस के केंद्रीय उत्पादन स्टेशनों से बिजली के शेड्यूलिंग के प्रतिशत आंकड़ों को संशोधित किया गया है:

(ए) 31.05.2027 तक पतरातू एसटीपीएस स्टेज - I यूनिट #1 से छत्तीसगढ़ राज्य को 120 मेगावाट असंबद्ध बिजली का आवंटन,
(बी) 31.05.2031 तक फरक्का एसटीपीपी - I और II से बिहार के छोड़े गए हिस्से से त्रिपुरा को 50 मेगावाट बिजली का आवंटन,
(सी) बक्सर टीपीपी चरण- I से तमिलनाडु को आवंटित 99 मेगावाट को बंद करना।

संशोधित शेयर आवंटन अनुबंध ए में प्रदान किया गया है।

यह 01.06.2026 के 00:00 बजे से प्रभावी होगा।

संदर्भ (1) के अनुसार, पतरातू एसटीपीएस चरण - I यूनिट # 2 के सीओडी पर छत्तीसगढ़ को 120 मेगावाट बिजली आवंटित की जानी है। ईआरपीसी पतरातू एसटीपीएस स्टेज- I यूनिट #2 के सीओडी पर एक अलग आवंटन जारी करेगी।

संदर्भ (3) के अनुसार, 01.05.2026 से 31.05.2026 की अवधि के लिए बक्सर टीपीपी चरण - I से तमिलनाडु को 99 मेगावाट बिजली आवंटित की गई थी। इसलिए, बक्सर टीपीपी चरण - I से 99 मेगावाट बिजली को "समाप्त पीपीए/मर्चेण्ट पावर" के रूप में माना जा रहा है।

लाभार्थियों को पीपीए पर हस्ताक्षर करने/विस्तारित करने और आवंटित शक्ति के साथ वाणिज्यिक व्यवस्था करने/एलसी बनाए रखने की आवश्यकता होती है।

With reference to the above, the percentage figures for scheduling of Power from Central Generating Stations of Eastern Region and Bhutan HPS has been modified upon:

- (a) Allocation of 120 MW unallocated power from Patratu STPS Stage – I, Unit #1 to the State of Chattisgarh upto 31.05.2027,
- (b) Allocation of 50 MW power to Tripura from the relinquished share of Bihar from Farakka STPP – I & II upto 31.05.2031,
- (c) Discontinuation of 99 MW allocated to Tamil Nadu from Buxar TPP Stage – I.

The modified share allocation is provided at **Annexure A**.

The same shall be effective **w.e.f. 00:00 hrs. of 01.06.2026**.


As per ref (1), 120 MW power is to be allocated to Chattisgarh from the date of COD of Patratu STPS Stage – I, Unit #2. ERPC will issue a separate allocation subsequently upon COD of Patratu STPS Stage – I, Unit #2.

As per ref (3), 99 MW power was allocated from Buxar TPP Stage - I to Tamil Nadu for the period 01.05.2026 to 31.05.2026. As no further allocation has been received for the same, 99 MW power from Buxar TPP Stage – I is being treated as "Expired PPA/Merchant Power".

The beneficiaries are required to sign/extend PPA and enter into commercial arrangement/maintain LC with the allocated power.

भवदीय /Yours faithfully,

Encl: As above


29/05/2026

(K. B. Jagtap)

सदस्य सचिव /Member Secretary

Copy to:

- 1) Chief Engineer, SLDC, Chattisgarh.
- 2) Chief Engineer, SLDC, Tamil Nadu.
- 3) Chief Engineer, SLDC, Tripura.
- 4) Chief Engineer, SLDC, Bihar.
- 5) Chief Engineer, GM Division, CEA, New Delhi
- 6) Member Secretary, SRPC.
- 7) Member Secretary, WRPC.
- 8) Member Secretary, NERPC.
- 9) ED Commercial, NTPC.
- 10) Executive Director, NLDC, New Delhi.
- 11) Executive Director, SRLDC, Bengaluru.
- 12) Executive Director, WRLDC, Mumbai.
- 13) Executive Director, NERLDC, Shillong.

में कॉपी:

- 1) मुख्य अभियंता, एसएलडीसी, छत्तीसगढ़।
- 2) मुख्य अभियंता, एसएलडीसी, तमिलनाडु।
- 3) मुख्य अभियंता, एसएलडीसी, त्रिपुरा।
- 4) मुख्य अभियंता, एसएलडीसी, बिहार।
- 5) मुख्य अभियंता, जीएम डिवीजन, सीईए, नई दिल्ली
- 6) सदस्य सचिव, एसआरपीसी।
- 7) सदस्य सचिव, डब्ल्यूआरपीसी।
- 8) सदस्य सचिव, एनईआरपीसी।
- 9) ईडी कमर्शियल, एनटीपीसी।
- 10) कार्यकारी निदेशक, एनएलडीसी, नई दिल्ली।
- 11) कार्यकारी निदेशक, एसआरएलडीसी, बेंगलुरु।
- 12) कार्यकारी निदेशक, डब्ल्यूआरएलडीसी, मुंबई।
- 13) कार्यकारी निदेशक, एनईआरएलडीसी, शिलांग।

Total Allocation of Share(%) of CGS stations of Eastern Region and Bhutan HPS

	Farakka-I&II	Farakka-III	KahalgaoonI	KahalgaoonII	Talcher I	Barh-II	Barh-I	NGPC	KBUNL-II	Daripali STPS-I	North Karanpura	Rangeeet	Teesta-V	Chukha	Kurichu	Tala	Mangdechhu	Punatsangchu-II	Patratu Stage-I	Buxar TPP
Installed capacity (MW)	1600	500	840	1500	1000	1320	980	1980	390	1600	1980	60	510	270	60	1020	720	1020	800	660
BIHAR	6.726682	16.033252	6.126227	4.239591	41.404015	86.031994	58.041111	81.082594	69.749184	20.290345	44.960346	38.360346	20.970346	34.472924	5.670145	25.500000	39.507329	31.520346	0.000000	85.000000
JHARKHAND	7.458230	0.793964	2.181982	0.679570	6.830699	1.343562	7.805206	1.438555	3.428467	9.476631	26.886631	12.356631	9.476631	10.365151	0.908876	11.460000	1.309154	1.636631	85.000000	0.000000
DVC	0.000000	0.000000	0.000000	0.000000	0.200000	0.000000	0.000000	0.000000	2.600000	0.000000	0.000000	10.000000	8.640000	10.370000	50.000000	5.540000	0.000000	13.480000	0.000000	0.000000
ODISHA	1.206547	17.508451	1.098845	2.810444	33.065260	1.503455	15.198165	0.479555	8.067556	51.831402	21.831401	1.831401	22.421401	14.610703	1.017038	4.250000	10.794952	12.031401	0.000000	0.000000
ODISHA (Solar Power - AFTAB)	0.099049	0.000000	0.098454	0.106629	0.099049	0.000000	0.000000	0.000000	0.000000	0.000000	0.000000	0.000000	0.000000	0.000000	0.000000	0.000000	0.000000	0.000000	0.000000	0.000000
ODISHA (Solar Power - DADRI)	0.082937	0.162663	0.082439	0.089285	0.082937	0.000000	0.000000	0.000000	0.000000	0.000000	0.000000	0.000000	0.000000	0.000000	0.000000	0.000000	0.000000	0.000000	0.000000	0.000000
ODISHA (Solar Power - Rajasthan)	0.183824	0.183824	0.184207	0.275736	0.183824	0.000000	0.000000	0.000000	0.000000	0.000000	0.000000	0.000000	0.000000	0.000000	0.000000	0.000000	0.000000	0.000000	0.000000	0.000000
ODISHA (Solar Power - Rajasthan-II)	0.091912	0.091912	0.092104	0.000000	0.091912	0.000000	0.000000	0.000000	0.000000	0.000000	0.000000	0.000000	0.000000	0.000000	0.000000	0.000000	0.000000	0.000000	0.000000	0.000000
ODISHA (Solar Power - Faridabad)	0.095840	0.091354	0.078817	0.098967	0.086460	0.000000	0.000000	0.000000	0.000000	0.000000	0.000000	0.000000	0.000000	0.000000	0.000000	0.000000	0.000000	0.000000	0.000000	0.000000
WB	32.764689	36.414631	6.830181	0.526075	10.085307	1.040090	0.778159	0.331757	8.954276	16.856964	6.266964	24.066964	25.246964	28.281957	42.373587	38.250000	28.333454	34.426964	0.000000	0.000000
West Bengal (Solar Power - Rajasthan)	0.643382	0.643382	0.644723	0.919117	0.643382	0.000000	0.000000	0.000000	0.000000	0.000000	0.000000	0.000000	0.000000	0.000000	0.000000	0.000000	0.000000	0.000000	0.000000	0.000000
West Bengal (Solar Power - Raj-II)	0.275735	0.275735	0.276310	0.000000	0.275735	0.000000	0.000000	0.000000	0.000000	0.000000	0.000000	0.000000	0.000000	0.000000	0.000000	0.000000	0.000000	0.000000	0.000000	0.000000
SIKKIM	1.666010	0.026516	1.582795	0.352696	2.437762	0.044871	1.313571	0.182646	0.510970	1.544658	0.054658	13.384658	13.244658	1.899265	0.030354	0.000000	0.043722	0.054658	0.000000	0.000000
TELENGANA	0.751558	0.733930	0.683571	0.763112	0.712870	0.678453	0.000000	0.000000	0.279291	0.000000	0.000000	0.000000	0.000000	0.000000	0.000000	0.000000	0.000000	0.000000	0.000000	0.000000
TAMILNADU	21.875000	0.000000	0.700000	0.000000	0.850000	0.000000	0.000000	0.000000	0.000000	0.000000	0.000000	0.000000	0.000000	0.000000	0.000000	0.000000	0.000000	0.000000	0.000000	0.000000
KARNATAKA	0.000000	0.000000	0.000000	0.000000	0.000000	0.000000	0.000000	0.000000	0.000000	0.000000	0.000000	0.000000	0.000000	0.000000	0.000000	0.000000	0.000000	0.000000	0.000000	0.000000
KERALA	0.000000	0.000000	0.000000	0.000000	0.000000	7.350000	4.040000	0.000000	0.000000	0.000000	0.000000	0.000000	0.000000	0.000000	0.000000	0.000000	0.000000	0.000000	0.000000	0.000000
CHATISGARH	0.000000	0.000000	0.000000	2.000000	0.000000	0.000000	0.000000	0.000000	0.000000	0.000000	0.000000	0.000000	0.000000	0.000000	0.000000	0.000000	0.000000	0.000000	15.000000	0.000000
GUJARAT	14.320000	6.948474	15.240000	9.400000	0.000000	0.000000	8.278333	2.547748	0.000000	0.000000	0.000000	0.000000	0.000000	0.000000	0.000000	0.000000	0.000000	0.000000	0.000000	0.000000
MP	0.000000	0.000000	0.000000	4.930000	0.000000	0.000000	0.000000	0.000000	0.000000	0.000000	0.000000	0.000000	0.000000	0.000000	0.000000	0.000000	0.000000	0.000000	0.000000	0.000000
MAHARASHTRA	0.000000	0.000000	0.000000	9.870000	0.000000	0.000000	0.000000	0.000000	0.000000	0.000000	0.000000	0.000000	0.000000	0.000000	0.000000	0.000000	0.000000	0.000000	0.000000	0.000000
D & N H & D & D	0.000000	0.000000	0.000000	0.330000	0.000000	0.000000	0.000000	0.000000	0.000000	0.000000	0.000000	0.000000	0.000000	0.000000	0.000000	0.000000	0.000000	0.000000	0.000000	0.000000
UP	2.080000	0.000000	9.120000	16.730000	0.000000	0.000000	0.000000	11.411892	0.000000	0.000000	0.000000	0.000000	0.000000	0.000000	0.000000	4.410000	0.000000	0.000000	0.000000	0.000000
HARYANA	0.690000	0.000000	3.040000	4.580000	0.000000	0.000000	0.000000	0.000000	0.000000	0.000000	0.000000	0.000000	0.000000	0.000000	0.000000	1.470000	0.000000	0.000000	0.000000	0.000000
RAJASTHAN	0.000000	0.000000	3.040000	7.110000	0.000000	0.000000	0.000000	0.000000	0.000000	0.000000	0.000000	0.000000	0.000000	0.000000	0.000000	1.470000	0.000000	0.000000	0.000000	0.000000
J & K	0.850000	0.000000	3.680000	5.560000	0.000000	0.000000	0.000000	0.000000	0.000000	0.000000	0.000000	0.000000	0.000000	0.000000	0.000000	1.770000	0.000000	0.000000	0.000000	0.000000
HP	0.000000	0.000000	0.000000	1.530000	0.000000	0.000000	0.000000	0.000000	0.000000	0.000000	0.000000	0.000000	0.000000	0.000000	0.000000	0.000000	0.000000	0.000000	0.000000	0.000000
DELHI	1.390000	0.000000	6.070000	10.490000	0.000000	0.000000	0.000000	0.000000	0.000000	0.000000	0.000000	0.000000	0.000000	0.000000	0.000000	2.940000	0.000000	0.000000	0.000000	0.000000
PUNJAB	0.000000	0.000000	0.000000	8.020000	0.000000	0.000000	0.000000	0.000000	0.000000	0.000000	0.000000	0.000000	0.000000	0.000000	0.000000	2.940000	0.000000	0.000000	0.000000	0.000000
UTARAKHAND	0.000000	0.000000	0.000000	1.870000	0.000000	0.000000	0.000000	0.000000	0.000000	0.000000	0.000000	0.000000	0.000000	0.000000	0.000000	0.000000	0.000000	0.000000	0.000000	0.000000
CHANDIGARH	0.000000	0.000000	0.000000	0.200000	0.000000	0.000000	0.000000	0.000000	0.000000	0.000000	0.000000	0.000000	0.000000	0.000000	0.000000	0.000000	0.000000	0.000000	0.000000	0.000000
ASSAM	2.455737	0.000000	36.988333	5.093533	2.095419	0.000000	0.000000	0.000000	0.000000	0.000000	0.000000	0.000000	0.000000	0.000000	0.000000	0.000000	20.011389	6.290000	0.000000	0.000000
ASSAM (Solar Power - Rajasthan)	0.091912	0.091912	0.092104	0.091912	0.091912	0.000000	0.000000	0.000000	0.000000	0.000000	0.000000	0.000000	0.000000	0.000000	0.000000	0.000000	0.000000	0.000000	0.000000	0.000000
MANIPUR	0.000000	0.000000	0.000000	0.000000	0.000000	0.000000	0.000000	0.000000	0.000000	0.000000	0.000000	0.000000	0.000000	0.000000	0.000000	0.000000	0.000000	0.560000	0.000000	0.000000
NAGALAND	0.429803	0.000000	0.425332	0.000000	0.424823	0.000000	0.000000	0.000000	0.000000	0.000000	0.000000	0.000000	0.000000	0.000000	0.000000	0.000000	0.000000	0.000000	0.000000	0.000000
TRIPURA	3.125000	0.000000	0.000000	0.000000	0.000000	0.000000	0.000000	0.000000	0.000000	0.000000	0.000000	0.000000	0.000000	0.000000	0.000000	0.000000	0.000000	0.000000	0.000000	0.000000
ARUNACHAL	0.191917	0.000000	0.192147	0.000000	0.196898	0.000000	0.000000	0.000000	0.000000	0.000000	0.000000	0.000000	0.000000	0.000000	0.000000	0.000000	0.000000	0.000000	0.000000	0.000000
MIZORAM	0.141736	0.000000	0.141905	0.000000	0.141736	0.000000	0.000000	0.000000	0.000000	0.000000	0.000000	0.000000	0.000000	0.000000	0.000000	0.000000	0.000000	0.000000	0.000000	0.000000
POWERGRID(PUSAULI)	0.000000	0.000000	0.119048	0.000000	0.000000	0.000000	0.000000	0.000000	0.000000	0.000000	0.000000	0.000000	0.000000	0.000000	0.000000	0.000000	0.000000	0.000000	0.000000	0.000000
POWERGRID (ALIPURDUAR)	0.000000	0.000000	0.000000	0.000000	0.000000	0.113636	0.0													

Total Allocation(MW) of CGS stations of Eastern Region and Bhutan HPS

Station	Farakka-I&II	Farakka-III	Kahalgaon-I	Kahalgaon-II	Talcher I	Barh-II	Barh-I	NPGC	KBUNL-II	Darlipali STPS-I	North Karanpura	Rangee	Teesta-V	Chukha	Kurichu	TALA	Mangdechhu	Punatsangchu-II	Patratu Stage-I	Buxar TPP (Unit - 1)
Installed capacity	1600	500	840	1500	1000	1320	1980	1980	390	1600	1980	60	510	270	60	1020	720	1020	800	660
BIHAR	107.627	80.166	51.460	63.594	414.040	1135.622	1149.214	1605.435	272.022	324.646	890.215	23.016	106.949	93.077	3.402	260.100	284.453	321.508	0.000	561.000
JHARKHAND	119.332	3.970	18.329	10.194	68.307	17.735	154.543	28.483	13.371	151.626	532.355	7.414	48.331	27.986	0.545	116.892	9.426	16.694	680.000	0.000
DVC	0.000	0.000	0.000	0.000	2.000	0.000	0.000	0.000	10.140	0.000	0.000	6.000	44.064	27.999	30.000	56.508	0.000	137.496	0.000	0.000
ODISHA	19.305	87.542	9.230	42.157	330.653	19.846	300.924	9.495	31.463	829.302	432.262	1.099	114.349	39.449	0.610	43.350	77.724	122.720	0.000	0.000
ODISHA (Solar Power - AFTAB)	1.585	0.000	0.827	1.599	0.990	0.000	0.000	0.000	0.000	0.000	0.000	0.000	0.000	0.000	0.000	0.000	0.000	0.000	0.000	0.000
ODISHA (Solar Power - DADRI)	1.327	0.813	0.692	1.339	0.829	0.000	0.000	0.000	0.000	0.000	0.000	0.000	0.000	0.000	0.000	0.000	0.000	0.000	0.000	0.000
ODISHA (Solar Power - Rajasthan)	2.941	0.919	1.547	4.136	1.838	0.000	0.000	0.000	0.000	0.000	0.000	0.000	0.000	0.000	0.000	0.000	0.000	0.000	0.000	0.000
ODISHA (Solar Power - Rajasthan-II)	1.471	0.460	0.774	0.000	0.919	0.000	0.000	0.000	0.000	0.000	0.000	0.000	0.000	0.000	0.000	0.000	0.000	0.000	0.000	0.000
ODISHA (Solar Power - Faridabad)	1.533	0.457	0.662	1.485	0.865	0.000	0.000	0.000	0.000	0.000	0.000	0.000	0.000	0.000	0.000	0.000	0.000	0.000	0.000	0.000
WB	524.235	182.073	57.374	7.891	100.853	13.729	15.408	6.569	34.922	269.711	124.086	14.440	128.760	76.361	25.424	390.150	204.001	351.155	0.000	0.000
West Bengal (Solar Power - Rajasthan)	10.294	3.217	5.416	13.787	6.434	0.000	0.000	0.000	0.000	0.000	0.000	0.000	0.000	0.000	0.000	0.000	0.000	0.000	0.000	0.000
West Bengal (Solar Power - Raj-II)	4.412	1.379	2.321	0.000	2.757	0.000	0.000	0.000	0.000	0.000	0.000	0.000	0.000	0.000	0.000	0.000	0.000	0.000	0.000	0.000
SIKKIM	26.656	0.133	13.295	5.290	24.378	0.592	26.009	3.616	1.993	24.715	1.082	8.031	67.548	5.128	0.018	0.000	0.315	0.558	0.000	0.000
TELENGANA	12.025	3.670	5.742	11.447	7.129	8.956	0.000	0.000	1.089	0.000	0.000	0.000	0.000	0.000	0.000	0.000	0.000	0.000	0.000	0.000
TAMILNADU	350.000	0.000	5.880	0.000	8.500	0.000	0.000	0.000	0.000	0.000	0.000	0.000	0.000	0.000	0.000	0.000	0.000	0.000	0.000	0.000
KARNATAKA	0.000	0.000	0.000	0.000	0.000	0.000	0.000	0.000	0.000	0.000	0.000	0.000	0.000	0.000	0.000	0.000	0.000	0.000	0.000	0.000
KERALA	0.000	0.000	0.000	0.000	0.000	97.020	79.992	0.000	0.000	0.000	0.000	0.000	0.000	0.000	0.000	0.000	0.000	0.000	0.000	0.000
CHATISHGARH	0.000	0.000	0.000	30.000	0.000	0.000	0.000	0.000	0.000	0.000	0.000	0.000	0.000	0.000	0.000	0.000	0.000	0.000	120.000	0.000
GUJARAT	229.120	34.742	128.016	141.000	0.000	0.000	163.911	50.445	0.000	0.000	0.000	0.000	0.000	0.000	0.000	0.000	0.000	0.000	0.000	0.000
MP	0.000	0.000	0.000	73.950	0.000	0.000	0.000	0.000	0.000	0.000	0.000	0.000	0.000	0.000	0.000	0.000	0.000	0.000	0.000	0.000
MAHARASHTRA	0.000	0.000	0.000	148.050	0.000	0.000	0.000	0.000	0.000	0.000	0.000	0.000	0.000	0.000	0.000	0.000	0.000	0.000	0.000	0.000
D & NH & D & D	0.000	0.000	0.000	4.950	0.000	0.000	0.000	0.000	0.000	0.000	0.000	0.000	0.000	0.000	0.000	0.000	0.000	0.000	0.000	0.000
UP	33.280	0.000	76.608	250.950	0.000	0.000	0.000	225.955	0.000	0.000	0.000	0.000	0.000	0.000	0.000	44.982	0.000	0.000	0.000	0.000
HARYANA	11.040	0.000	25.536	68.700	0.000	0.000	0.000	0.000	0.000	0.000	0.000	0.000	0.000	0.000	0.000	14.994	0.000	0.000	0.000	0.000
RAJASTHAN	0.000	0.000	25.536	106.650	0.000	0.000	0.000	0.000	0.000	0.000	0.000	0.000	0.000	0.000	0.000	14.994	0.000	0.000	0.000	0.000
J & K	13.600	0.000	30.912	83.400	0.000	0.000	0.000	0.000	0.000	0.000	0.000	0.000	0.000	0.000	0.000	18.054	0.000	0.000	0.000	0.000
HP	0.000	0.000	0.000	22.950	0.000	0.000	0.000	0.000	0.000	0.000	0.000	0.000	0.000	0.000	0.000	0.000	0.000	0.000	0.000	0.000
DELHI	22.240	0.000	50.988	157.350	0.000	0.000	0.000	0.000	0.000	0.000	0.000	0.000	0.000	0.000	0.000	29.988	0.000	0.000	0.000	0.000
PUNJAB	0.000	0.000	0.000	120.300	0.000	0.000	0.000	0.000	0.000	0.000	0.000	0.000	0.000	0.000	0.000	29.988	0.000	0.000	0.000	0.000
UTTARAKHAND	0.000	0.000	0.000	28.050	0.000	0.000	0.000	0.000	0.000	0.000	0.000	0.000	0.000	0.000	0.000	0.000	0.000	0.000	0.000	0.000
CHANDIGARH	0.000	0.000	0.000	3.000	0.000	0.000	0.000	0.000	0.000	0.000	0.000	0.000	0.000	0.000	0.000	0.000	0.000	0.000	0.000	0.000
ASSAM	39.292	0.000	310.702	76.403	20.954	0.000	0.000	0.000	0.000	0.000	0.000	0.000	0.000	0.000	0.000	0.000	144.082	64.158	0.000	0.000
ASSAM (Solar Power - Rajasthan)	1.471	0.460	0.774	1.379	0.919	0.000	0.000	0.000	0.000	0.000	0.000	0.000	0.000	0.000	0.000	0.000	0.000	0.000	0.000	0.000
MANIPUR	0.000	0.000	0.000	0.000	0.000	0.000	0.000	0.000	0.000	0.000	0.000	0.000	0.000	0.000	0.000	0.000	0.000	5.712	0.000	0.000
NAGALAND	6.877	0.000	3.573	0.000	4.248	0.000	0.000	0.000	0.000	0.000	0.000	0.000	0.000	0.000	0.000	0.000	0.000	0.000	0.000	0.000
TRIPURA	50.000	0.000	0.000	0.000	0.000	0.000	0.000	0.000	0.000	0.000	0.000	0.000	0.000	0.000	0.000	0.000	0.000	0.000	0.000	0.000
ARUNACHAL PRADESH	3.071	0.000	1.614	0.000	1.969	0.000	0.000	0.000	0.000	0.000	0.000	0.000	0.000	0.000	0.000	0.000	0.000	0.000	0.000	0.000
MIZORAM	2.268	0.000	1.192	0.000	1.417	0.000	0.000	0.000	0.000	0.000	0.000	0.000	0.000	0.000	0.000	0.000	0.000	0.000	0.000	0.000
POWERGRID(PUSAULI)	0.000	0.000	1.000	0.000	0.000	0.000	0.000	0.000	0.000	0.000	0.000	0.000	0.000	0.000	0.000	0.000	0.000	0.000	0.000	0.000
POWERGRID (ALIPURDUAR)	0.000	0.000	0.000	0.000	0.000	1.500	0.000	0.000	0.000	0.000	0.000	0.000	0.000	0.000	0.000	0.000	0.000	0.000	0.000	0.000
NVFN BPDB	5.000	25.000	10.000	20.000	0.000	25.000	90.000	50.000	25.000	0.000	0.000	0.000	0.000	0.000	0.000	0.000	0.000	0.000	0.000	0.000
Expired PPA/Merchant Power	0.000	75.000	0.000																0.000	99.000
Total(in MW)	1600.000	500.000	840.000	1500.000	1000.000	1320.000	1980.000	1980.000	390.000	1600.000	1980.000	60.000	510.000	270.000	60.000	1020.000	720.000	1020.000	800.000	660.000

Firm Allocation(MW) of CGS stations of Eastern Region and Bhutan HPS

Station	Farakka-I&II	Farakka-III	Kahalgaoon-I	Kahalgaoon-II	Talcher I	Barh-II	Barh-I	NPGC	KBUNL-II	Darlipali STPS-I	North Karanpura	Rangeet	Teesta-V	Chukha	Kurichu	TALA	Mangdechhu	Punatsangchu-II	Patratu Stage - I	Buxar TPP
Installed capacity	1600	500	840	1500	1000	1320	1980	1980	390	1600	1980	60	510	270	60	1020	720	1020	800 (Unit 1)	660 (Unit 1)
Power to be sold outside long term PPA	0.000	75.000	0.000																	0
BIHAR	0.000	55.400	0.000	0.000	343.500	1024.980	1025.046	1552.498	264.030	161.280	688.050	16.890	54.876	68.229	0.000	260.100	225.648	217.362	0.000	561
JHARKHAND	102.080	0.000	10.080	0.000	57.000	0.000	134.640	19.998	12.090	125.440	499.950	6.432	39.984	24.003	0.000	116.892	0.000	0.000	680.000	
DVC	0.000	0.000	0.000	0.000	2.000	0.000	0.000	0.000	10.140	0.000	0.000	6.000	44.064	24.003	25.998	56.508	0.000	137.496	0.000	
ODISHA	0.000	83.100	0.000	30.750	318.000	0.000	278.652	0.000	30.030	800.000	396.000	0.000	105.009	34.992	0.000	43.350	67.176	104.040	0.000	
WB	510.880	179.000	50.988	0.000	92.100	0.000	0.000	0.000	33.930	249.440	99.000	13.680	122.298	73.278	25.002	390.150	196.704	338.232	0.000	
SIKKIM	26.080	0.000	13.020	4.950	24.000	0.000	25.344	3.333	1.950	23.840	0.000	7.998	67.269	4.995	0.000	0.000	0.000	0.000	0.000	
TELENGANA	0.000	0.000	0.000	0.000	0.000	0.000	0.000	0.000	0.000	0.000	0.000	0.000	0.000	0.000	0.000	0.000	0.000	0.000	0.000	0.000
TAMILNADU	350.000	0.000	5.880	0.000	8.500	0.000	0.000	0.000	0.000	0.000	0.000	0.000	0.000	0.000	0.000	0.000	0.000	0.000	0.000	0.000
KARNATAKA	0.000	0.000	0.000	0.000	0.000	0.000	0.000	0.000	0.000	0.000	0.000	0.000	0.000	0.000	0.000	0.000	0.000	0.000	0.000	0.000
KERALA	0.000	0.000	0.000	0.000	0.000	97.020	79.992	0.000	0.000	0.000	0.000	0.000	0.000	0.000	0.000	0.000	0.000	0.000	0.000	0.000
CHATISHGARH	0.000	0.000	0.000	30.000	0.000	0.000	0.000	0.000	0.000	0.000	0.000	0.000	0.000	0.000	0.000	0.000	0.000	0.000	0.000	0.000
GUJARAT	229.120	32.500	128.016	141.000	0.000	0.000	139.326	46.662	0.000	0.000	0.000	0.000	0.000	0.000	0.000	0.000	0.000	0.000	0.000	0.000
MP	0.000	0.000	0.000	73.950	0.000	0.000	0.000	0.000	0.000	0.000	0.000	0.000	0.000	0.000	0.000	0.000	0.000	0.000	0.000	0.000
MAHARASHTRA	0.000	0.000	0.000	148.050	0.000	0.000	0.000	0.000	0.000	0.000	0.000	0.000	0.000	0.000	0.000	0.000	0.000	0.000	0.000	0.000
D &NH & D & D	0.000	0.000	0.000	4.950	0.000	0.000	0.000	0.000	0.000	0.000	0.000	0.000	0.000	0.000	0.000	0.000	0.000	0.000	0.000	0.000
UP	33.280	0.000	76.608	250.950	0.000	0.000	0.000	209.009	0.000	0.000	0.000	0.000	0.000	0.000	0.000	0.000	0.000	0.000	0.000	0.000
HARYANA	11.040	0.000	25.536	68.700	0.000	0.000	0.000	0.000	0.000	0.000	0.000	0.000	0.000	0.000	0.000	0.000	0.000	0.000	0.000	0.000
RAJASTHAN	0.000	0.000	25.536	106.650	0.000	0.000	0.000	0.000	0.000	0.000	0.000	0.000	0.000	0.000	0.000	0.000	0.000	0.000	0.000	0.000
J & K	13.600	0.000	30.912	83.400	0.000	0.000	0.000	0.000	0.000	0.000	0.000	0.000	0.000	0.000	0.000	0.000	0.000	0.000	0.000	0.000
HP	0.000	0.000	0.000	22.950	0.000	0.000	0.000	0.000	0.000	0.000	0.000	0.000	0.000	0.000	0.000	0.000	0.000	0.000	0.000	0.000
DELHI	22.240	0.000	50.988	157.350	0.000	0.000	0.000	0.000	0.000	0.000	0.000	0.000	0.000	0.000	0.000	0.000	0.000	0.000	0.000	0.000
PUNJAB	0.000	0.000	0.000	120.300	0.000	0.000	0.000	0.000	0.000	0.000	0.000	0.000	0.000	0.000	0.000	0.000	0.000	0.000	0.000	0.000
UTTARAKHAND	0.000	0.000	0.000	28.050	0.000	0.000	0.000	0.000	0.000	0.000	0.000	0.000	0.000	0.000	0.000	0.000	0.000	0.000	0.000	0.000
CHANDIGARH	0.000	0.000	0.000	3.000	0.000	0.000	0.000	0.000	0.000	0.000	0.000	0.000	0.000	0.000	0.000	0.000	0.000	0.000	0.000	0.000
ASSAM	11.680	0.000	296.436	0.000	4.900	0.000	0.000	0.000	0.000	0.000	0.000	0.000	0.000	0.000	0.000	0.000	122.472	64.158	0.000	0.000
MANIPUR	0.000	0.000	0.000	0.000	0.000	0.000	0.000	0.000	0.000	0.000	0.000	0.000	0.000	0.000	0.000	0.000	0.000	0.000	5.712	0.000
NAGALAND	0.000	0.000	0.000	0.000	0.000	0.000	0.000	0.000	0.000	0.000	0.000	0.000	0.000	0.000	0.000	0.000	0.000	0.000	0.000	0.000
TRIPURA	50.000	0.000	0.000	0.000	0.000	0.000	0.000	0.000	0.000	0.000	0.000	0.000	0.000	0.000	0.000	0.000	0.000	0.000	0.000	0.000
ARUNACHAL PRADESH	0.000	0.000	0.000	0.000	0.000	0.000	0.000	0.000	0.000	0.000	0.000	0.000	0.000	0.000	0.000	0.000	0.000	0.000	0.000	0.000
MIZORAM	0.000	0.000	0.000	0.000	0.000	0.000	0.000	0.000	0.000	0.000	0.000	0.000	0.000	0.000	0.000	0.000	0.000	0.000	0.000	0.000
POWERGRID	0.000	0.000	0.000	0.000	0.000	0.000	0.000	0.000	0.000	0.000	0.000	0.000	0.000	0.000	0.000	0.000	0.000	0.000	0.000	0.000
NVVN BPDB	0.000	0.000	0.000	0.000	0.000	0.000	0.000	0.000	0.000	0.000	0.000	0.000	0.000	0.000	0.000	0.000	0.000	0.000	0.000	0.000
Total firm share (in MW)	1360.000	425.000	714.000	1275.000	850.000	1122.000	1683.000	1831.500	352.170	1360.000	1683.000	51.000	433.500	229.500	51.000	867.000	612.000	867.000	680.000	561

Total unallocated power (MW)

BIHAR	107.627	24.766	51.460	63.594	70.540	110.642	124.168	52.937	7.992	163.366	202.165	6.126	52.073	24.848	3.402	0.000	58.805	104.146	0	0	1228.656	
JHARKHAND	17.252	3.970	8.249	10.194	11.307	17.735	19.903	8.485	1.281	26.186	32.405	0.982	8.347	3.983	0.545	0.000	9.426	16.694	0	0	196.943	
DVC	0.000	0.000	0.000	0.000	0.000	0.000	0.000	0.000	0.000	0.000	0.000	0.000	0.000	3.996	4.002	0.000	0.000	0.000	0	0	7.998	
ODISHA	19.305	4.442	9.230	11.407	12.653	19.846	22.272	9.495	1.433	29.302	36.262	1.099	9.340	4.457	0.610	0.000	10.548	18.680	0	0	220.381	
ODISHA (Solar Power - AFTAB)	1.585	0.000	0.827	1.599	0.990	0.000	0.000	0.000	0.000	0.000	0.000	0.000	0.000	0.000	0.000	0.000	0.000	0.000	0	0	5.002	
ODISHA (Solar Power - DADRI)	1.327	0.813	0.692	1.339	0.829	0.000	0.000	0.000	0.000	0.000	0.000	0.000	0.000	0.000	0.000	0.000	0.000	0.000	0	0	5.001	
ODISHA (Solar Power - Rajasthan)	2.941	0.919	1.547	4.136	1.838	0.000	0.000	0.000	0.000	0.000	0.000	0.000	0.000	0.000	0.000	0.000	0.000	0.000	0	0	11.382	
ODISHA (Solar Power - Rajasthan-II)	1.471	0.460	0.774	0.000	0.919	0.000	0.000	0.000	0.000	0.000	0.000	0.000	0.000	0.000	0.000	0.000	0.000	0.000	0	0	3.623	
ODISHA (Solar Power - Faridabad)	1.533	0.457	0.662	1.485	0.865	0.000	0.000	0.000	0.000	0.000	0.000	0.000	0.000	0.000	0.000	0.000	0.000	0.000	0	0	5.001	
WB	13.355	3.073	6.386	7.891	8.753	13.729	15.408	6.569	0.992	20.271	25.086	0.760	6.462	3.083	0.422	0.000	7.297	12.923	0	0	152.459	
West Bengal (Solar Power- Rajasthan)	10.294	3.217	5.416	13.787	6.434	0.000	0.000	0.000	0.000	0.000	0.000	0.000	0.000	0.000	0.000	0.000	0.000	0.000	0	0	39.147	
West Bengal (Solar Power - Raj-II)	4.412	1.379	2.321	0.000	2.757	0.000	0.000	0.000	0.000	0.000	0.000	0.000	0.000	0.000	0.000	0.000	0.000	0.000	0	0	10.869	
SIKKIM	0.576	0.133	0.275	0.340	0.378	0.592	0.665	0.283	0.043	0.875	1.082	0.033	0.279	0.133	0.018	0.000	0.315	0.558	0	0	6.577	
TELANGANA	12.025	3.670	5.742	11.447	7.129	8.956	0.000	0.000	1.089	0.000	0.000	0.000	0.000	0.000	0.000	0.000	0.000	0.000	0	0	50.057	
TAMILNADU	0.000	0.000	0.000	0.000	0.000	0.000	0.000	0.000	0.000	0.000	0.000	0.000	0.000	0.000	0.000	0.000	0.000	0.000	0.000	0	0.000	0.000
KARNATAKA	0.000	0.000	0.000	0.000	0.000	0.000	0.000	0.000	0.000	0.000	0.000	0.000	0.000	0.000	0.000	0.000	0.000	0.000	0.000	0.000	0.000	0.000
KERALA	0.000	0.000	0.000	0.000	0.000	0.000	0.000	0.000	0.000	0.000	0.000	0.000	0.000	0.000	0.000	0.000	0.000	0.000	0.000	0	0	0.000
CHATISGARH	0.000	0.000	0.000	0.000	0.000	0.000	0.000	0.000	0.000	0.000	0.000	0.000	0.000	0.000	0.000	0.000	0.000	0.000	0.000	120	0	120.000
GUJARAT	0.000	2.242	0.000	0.000	0.000	0.000	24.585	3.783	0.000	0.000	0.000	0.000	0.000	0.000	0.000	0.000	0.000	0.000	0	0	30.611	
MP	0.000	0.000	0.000	0.000	0.000	0.000	0.000	0.000	0.000	0.000	0.000	0.000	0.000	0.000	0.000	0.000	0.000	0.000	0.000	0	0	0.000
MAHARASHTRA	0.000	0.000	0.000	0.000	0.000	0.000	0.000	0.000	0.000	0.000	0.000	0.000	0.000	0.000	0.000	0.000	0.000	0.000	0	0	0.000	
D & N H & D & D	0.000	0.000	0.000	0.000	0.000	0.000	0.000	0.000	0.000	0.000	0.000	0.000	0.000	0.000	0.000	0.000	0.000	0.000	0	0	0.000	
UP	0.000	0.000	0.000	0.000	0.000	0.000	0.000	16.947	0.000	0.000	0.000	0.000	0.000	0.000	0.000	44.982	0.000	0.000	0	0	61.929	
HARYANA	0.000	0.000	0.000	0.000	0.000	0.000	0.000	0.000	0.000	0.000	0.000	0.000	0.000	0.000	0.000	14.994	0.000	0.000	0	0	14.994	
RAJASTHAN	0.000	0.000	0.000	0.000	0.000	0.000	0.000	0.000	0.000	0.000	0.000	0.000	0.000	0.000	0.000	14.994	0.000	0.000	0	0	14.994	
J & K	0.000	0.000	0.000	0.000	0.000	0.000	0.000	0.000	0.000	0.000	0.000	0.000	0.000	0.000	0.000	18.054	0.000	0.000	0	0	18.054	
HP	0.000	0.000	0.000	0.000	0.000	0.000	0.000	0.000	0.000	0.000	0.000	0.000	0.000	0.000	0.000	0.000	0.000	0.000	0	0	0.000	
DELHI	0.000	0.000	0.000	0.000	0.000	0.000	0.000	0.000	0.000	0.000	0.000	0.000	0.000	0.000	0.000	29.988	0.000	0.000	0	0	29.988	
PUNJAB	0.000	0.000	0.000	0.000	0.000	0.000	0.000	0.000	0.000	0.000	0.000	0.000	0.000	0.000	0.000	29.988	0.000	0.000	0	0	29.988	
UTARAKHAND	0.000	0.000	0.000	0.000	0.000	0.000	0.000	0.000	0.000	0.000	0.000	0.000	0.000	0.000	0.000	0.000	0.000	0.000	0	0	0.000	
CHANDIGARH	0.000	0.000	0.000	0.000	0.000	0.000	0.000	0.000	0.000	0.000	0.000	0.000	0.000	0.000	0.000	0.000	0.000	0.000	0	0	0.000	
ASSAM	27.612	0.000	14.266	76.403	16.054	0.000	0.000	0.000	0.000	0.000	0.000	0.000	0.000	0.000	0.000	0.000	21.610	0.000	0	0	155.945	
ASSAM (Solar Power - Rajasthan)	1.471	0.460	0.774	1.379	0.919	0.000	0.000	0.000	0.000	0.000	0.000	0.000	0.000	0.000	0.000	0.000	0.000	0.000	0	0	5.002	
NAGALAND	6.877	0.000	3.573	0.000	4.248	0.000	0.000	0.000	0.000	0.000	0.000	0.000	0.000	0.000	0.000	0.000	0.000	0.000	0	0	14.698	
ARUNACHAL	3.071	0.000	1.614	0.000	1.969	0.000	0.000	0.000	0.000	0.000	0.000	0.000	0.000	0.000	0.000	0.000	0.000	0.000	0	0	6.654	
MIZORAM	2.268	0.000	1.192	0.000	1.417	0.000	0.000	0.000	0.000	0.000	0.000	0.000	0.000	0.000	0.000	0.000	0.000	0.000	0	0	4.877	
POWERGRID(PUSAULI)	0.000	0.000	1.000	0.000	0.000	0.000	0.000	0.000	0.000	0.000	0.000	0.000	0.000	0.000	0.000	0.000	0.000	0.000	0	0	1.000	
POWERGRID (ALIPURDUAR)	0.000	0.000	0.000	0.000	0.000	1.500	0.000	0.000	0.000	0.000	0.000	0.000	0.000	0.000	0.000	0.000	0.000	0.000	0	0	1.500	
NVVN BANGLADESH	5.000	25.000	10.000	20.000	0.000	25.000	90.000	50.000	25.000	0.000	0.000	0.000	0.000	0.000	0.000	0.000	0.000	0.000	0	0	250.000	

PERCENTAGE SHARES OF EASTERN REGION AND BHUTAN STATIONS
IN VARIOUS CENTRAL SECTOR GENERATING STATIONS

A. Allocations from E.R.

(All figures in %)

U.A.-Pooled 1805.02 MW	
State/UT	Round the clock
BIHAR	68.069
JHARKHAND	10.911
ODISHA	12.209
WEST BENGAL	8.446
SIKKIM	0.364
Total	100.000

1 Total Unallocated Pool Power	2703.33 MW
2 Special allocation to Powergrid	2.50 MW
3 Special allocation to Bangladesh	250.00 MW
4 Specific Allocation to NVVN and NTPC for bundling of solar power from NTPC's Coal stations	135.08 MW
5 Specific allocation to NR region states from Tala HEP	153.00 MW
6 Specific allocation to Uttarakhand (station specific)	0.00 MW
7 Specific allocation to Gujarat (station specific)	30.61 MW
8 Specific allocation to Uttar Pradesh (station specific)	16.95 MW
9 Specific allocation to Assam (station specific)	155.94 MW
10 Specific allocation to Nagaland (station specific)	14.70 MW
11 Specific allocation to Arunachal Pradesh (station specific)	6.65 MW
12 Specific allocation to Mizoram (station specific)	4.88 MW
13 Specific allocation to DVC (station specific)	8.00 MW
14 Specific allocation to Chattisgarh (station specific) from PTPS-I	120.0 MW

Balance Unallocated Pool for beneficiaries of the Region

1805.02 MW

Power to be sold outside long term PPA (as on 29.05.2026)

	Farakka-III
Installed capacity (MW)	500
Power to be sold outside long term PPA (MW)	75.000
JHARKHAND	0.000
GUJRAT	75.000

Power to be sold outside long term PPA (%)	15.000000
JHARKHAND	0.000000
GUJRAT	15.000000

	Farakka-I & II
Installed capacity (MW)	1600
Power to be sold outside long term PPA (MW)	0.000

	Kahalgaon-I
Installed capacity (MW)	840
Power to be sold outside long term PPA (MW)	0.000



No. 22/28/2023-OM [268766]
भारत सरकार / Government of India
विद्युत मंत्रालय / Ministry of Power

Room No. 6422, Zone-4, 6th Floor,
GPOA-3, Netaji Nagar, New Delhi – 110023
Dated: 19th May, 2026

To
The Chairperson,
Central Electricity Authority,
Sewa Bhawan, R.K. Puram,
New Delhi-110066.

Subject: Allocation of power to the Government of Chhattisgarh- reg.

Sir,
Keeping in view the request of Government of Chhattisgarh, it has been decided to allocate 240 MW of power from unallocated power of Patratu STPS Stage -I as specific allocation to Chhattisgarh for a period of one year, as per detail mentioned below:

- (i) 120 MW from Patratu STPS Stage -I Unit#1 from 01.06.2026 to 31.05.2027.
- (ii) 120 MW from Patratu STPS Stage -I Unit#2 from COD to 31.05.2027.

2. The beneficiaries are required to sign/extend the PPA and enter into commercial arrangements / maintain the LC with the allocated power.

3. CEA is requested to implement the allocation under intimation to all concerned with effect from 01.06.2026.

Yours faithfully,


19.05.2026
(Thenkholal Baite)

Under Secretary to the Government of India
Tel: 011-23062492; Email: opmonitor-power@nic.in

Copy to:

1. The Chief Engineer (GM), Central Electricity Authority, R.K. Puram, New Delhi – 110066.
2. Secretary (Energy), Govt. of Chhattisgarh, Room No. M 3-19, Mantralaya, Mahanadi Bhawan, Nava Raipur Atal Nagar, Chhattisgarh 492002.
3. Member Secretary, Eastern Regional Power Committee (ERPC), 14, Golf Club Rd, Golf Gardens, Tollygunge, Kolkata, West Bengal 700033.
4. Member Secretary, Western Regional Power Committee (WRPC), MIDC Central Road, Andheri (East), Mumbai- 400093.
5. ED (Commercial), NTPC Limited, Core-3, Floor-7, 7, Institutional Area, Lodhi Road, New Delhi-110003.



No. 22/15/2026-OM [281102]
भारतसरकार / Government of India
विद्युतमंत्रालय / Ministry of Power

Room No. 6422, Zone-4, 6th Floor,
GPOA-3, Netaji Nagar, New Delhi – 110023
Dated: 26th May, 2026

To

The Chairperson,
Central Electricity Authority,
Sewa Bhawan, R.K. Puram,
New Delhi- 110066.

Subject: Allocation of power to the Government of Tripura- reg.

Sir,

Keeping in view the request of Govt. of Tripura, it has been decided to **allocate 50 MW power to Tripura from relinquished power of Bihar from Farakka STPP I & II for a period of five years i.e from 01.06.2026 to 31.05.2031.**

2. The beneficiaries are required to sign/extend PPA and enter into commercial arrangements/maintain LC with the allocated power.

3. CEA is requested to get the allocation implemented under intimation to all concerned with effect from 01.06.2026.

Yours faithfully,


26.05.2026
(Thenkholal Baite)

Under Secretary to the Government of India
Tel: 011-23062492; Email: opmonitor-power@nic.in

Copy to:

1. The Chief Engineer (GM), Central Electricity Authority, R.K. Puram, New Delhi – 110066.
2. Managing Director, TSECL, Bidyut Bhavan, North Banamalipur Agartala-799001, Tripura (W).
3. Member Secretary, Eastern Regional Power Committee (ERPC), 14, Golf Club Rd, Golf Gardens, Tollygunge, Kolkata, West Bengal 700033.
4. The Member Secretary, North Eastern Regional Power Committee (NERPC), NERPC Complex, Dong Parmaw, Lapalang, Shillong- 793006
5. ED (Commercial), NTPC Limited, Core-3, Floor-7, 7, Institutional Area, Lodhi Road, New Delhi-110003.

सं. 22-303/2/2022-OM [265347]

भारतसरकार
Government of India
विद्युतमंत्रालय
Ministry of Power

GPOA, Block-3, Netaji Nagar,
New Delhi, the 27th March, 2026

To

Chairperson
Central Electricity Authority (CEA)
Sewa Bhawan, R.K. Puram
New Delhi - 110066

Subject: Allocation of additional power to Karnataka and Tamil Nadu-reg.

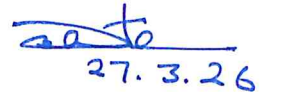
Sir,

On request of Karnataka & Tamil Nadu, it has been decided to allocate **269 MW** power to **Karnataka** for the month of April, 2026 and after wards to **Tamil Nadu** for the month of May, 2026, as detailed below:

- (i) 99 MW unallocated power from Buxar Thermal Power Project Unit #1 as specific allocation to Karnataka from 01.04.2026 to 30.04.2026 and to Tamil Nadu from 01.05.2026 to 31.05.2026.
- (ii) 120 MW unallocated power from Patratu Stage-1 Unit#1 as specific allocation to Karnataka from 01.04.2026 to 30.04.2026 and to Tamil Nadu from 01.05.2026 to 31.05.2026.
- (iii) 50 MW power from relinquished share of Bihar in NTPC Farakka STPS Stage-I & II to Karnataka from 01.04.2026 to 30.04.2026 and to Tamil Nadu from 01.05.2026 to 31.05.2026. (It is to be noted that the 50 MW previously allocated to **Sikkim** until 30.04.2026, as per the MoP order dated 07.11.2025 (copy attached), will cease to continue for Sikkim with the issuance of this order).

2. CEA is requested to get the allocation implemented under intimation to all concerned with effect from 01.04.2026.

Yours faithfully


27.3.26

(Thenkholal Baite)
Under Secretary (OM)
Telefax: 23062492
Email: opmonitor-power@nic.in

Copy to:

1. Chief Engineer (GM), Central Electricity Authority, R.K. Puram, New Delhi – 110066.
2. Additional Chief Secretary to Government, Energy Department, Karnataka Government Secretariat, Room No. 236, 2nd Floor, Vikas Soudha, Dr. Ambedkar Street, Bengaluru-560001
3. Additional Chief Secretary, Chairman & Managing Director, TNEB Ltd, & TNPDC and Chairman, TNPGL, TANTRANSOCO & TNGECL 144, Anna Salai, Chennai-600002
4. PCE cum Secretary, Power Secretariat, Kazi Road, Vishal Gaon, Gangtok, East Sikkim-737101
5. ED (Commercial), NTPC Limited, Core-3, Floor 7, 7, Institutional Area, Lodhi Road New Delhi- 110003
6. CMD (SJVN),
Shakti Sadan, Corporate Office Complex, Shanan, Shimla, Himachal Pradesh – 171006
7. Member Secretary, ERPC, 14, Golf Club Road, Tollygunje Kolkata-700033.
8. Member Secretary, Southern Regional Power Committee (SRPC), No.-29 Race Course Cross Road, Bangalore-560009



F. No- 22/54/2023-OM [270033]

भारत सरकार /Government of India
विद्युत मंत्रालय/Ministry of Power

Nirman Bhawan, New Delhi

Date: 07th November, 2025

To

Chairperson
Central Electricity Authority (CEA)
Sewa Bhawan, R.K. Puram,
New Delhi -110066

Subject: Extension of allocation of 50 MW power to Sikkim from Central Generating Station –reg.

Sir,

Reference is invited to MoP order dated 12.11.2024 (copy attached) vide which 50 MW power has been allocated to the State of Sikkim from the relinquished share of Bihar in Farakka-I&II for the period of 1 year i.e. till 09.11.2025.


2. **Keeping in view the request of Sikkim, it has been decided to extend the allocation of 50 MW power to the State of Sikkim from 10.11.2025 to 30.04.2026.**

3. The beneficiaries are required to sign PPA and enter into commercial arrangement/maintain LC with the allocated power.

4. CEA is requested to get the allocation implemented under intimation to all concerned with immediate from 10.11.2025.

Encls. as above

Yours faithfully,


07-11-2025

(Thenkholal Baite)

Under Secretary to the Govt. of India

Tel: 23062492, Email: opmonitor-power@nic.in

Copy to:

1. PCM cum Secretary, Power Secretariat, Kazi Road, Gangtok, East Sikkim-737101.
2. Chief Engineer (GM), Central Electricity Authority, R.K. Puram, New Delhi-110066.
3. Member Secretary, Eastern Regional Power Committee (ERPC), 14, Golf Club Rd, Golf Gardens, Tollygunje, Kolkata, West Bengal 700033.
4. Principle Secretary, Energy Department, Government of Bihar, 8 Daroga Prasad Rai Path Patna 800001.
5. ED (Commercial), NTPC Limited, Core-3, Floor 7, 7, Institutional Area, Lodhi Road New Delhi- 110003.



F. No- 22/54/2023-OM [270033]

भारत सरकार
Government of India
विद्युत मंत्रालय
Ministry of Power

Shram Shakti Bhawan, Rafi Marg
New Delhi, the 12th November, 2024

To,
Chairperson
Central Electricity Authority (CEA)
Sewa Bhawan, R.K. Puram,
New Delhi -110066

Subject: Allocation of power to Sikkim and Bihar from Central Generating Station – reg.

Sir,

Reference is invited to MoP order dated 03.11.2023 vide which 77 MW power has been allocated to the State of Sikkim from the relinquished share of Bihar in Farakka-I&II for the period of 1 year (w.e.f 10.11.2023 till 09.11.2024) (copy enclosed).

2. Keeping in view the request of Sikkim and Bihar, it has been decided to allocate power from Central Generating Station as per the following:

(i) 50 MW power from the relinquished share of Bihar from Farakka – I & II STPS to the State of Sikkim for a period of one year with immediate effect till 09.11.2025.

(ii) 27 MW of the relinquished share of Bihar from Farakka – I & II STPS to the State of Bihar with immediate effect till 30.06.2025.

3. The beneficiaries are required to sign PPA and enter into commercial arrangement/maintain LC with the allocated power.

4. CEA is requested to get the allocation implemented under intimation to all concerned with immediate effect.

Yours faithfully,

(Hausuanthang Guite)
Under Secretary (OM)
Tel: 23062492


Email: opmonitor-power@nic.in

Copy to:

1. Chief Engineer (GM), Central Electricity Authority, R.K. Puram, New Delhi-110066

could not page

2. Member Secretary, Eastern Regional Power Committee (ERPC), 14, Golf Club Rd, Golf Gardens, Tollygunje, Kolkata, West Bengal 700033
3. PCM cum Secretary, Power Secretariat, Kazi Road, Gangtok, East Sikkim-737101
4. Principal Secretary, Energy Department, Government of Bihar, 8 Daroga Prasad Rai Path Patna 800001.
5. ED (Commercial), NTPC Limited, Core-3, Floor 7, 7, Institutional Area, Lodhi Road New Delhi- 110003


12/11/24