



भारत सरकार / Government of India

विद्युत मंत्रालय / Ministry of Power

पूर्वी क्षेत्रीय विद्युत समिति / Eastern Regional Power Committee

No-ERPC/Comm-I/Gen/Share/2025-26/1891

Dated: 08.01.2026

सेवा में: (संलग्न सूची के अनुसार) / To: As per list enclosed

विषय: बक्सर टीपीपी (2x660 मेगावाट) की यूनिट #1 (660 मेगावाट) की सीओडी पर पूर्वी क्षेत्र और भूटान एचपीएस के केंद्रीय उत्पादन स्टेशनों का शेयर आवंटन - संबंध में।

Subject: Share Allocation of Central Generating Stations of Eastern Region and Bhutan HPS upon COD of Unit #1 (660 MW) of Buxar TPP (2x660 MW) - reg.

Ref:

1. SJVN Thermal (P) Ltd. letter No: SJVN/STPL/COD/2025-26/02 dated 11.11.2025
2. Ministry of Power letter No: FU-18/2017-IPC dated 18.09.2024
3. Ministry of Power letter No: 22/11/2024-OM[271377] dated 31.07.2024

महोदय/Sir,

उपरोक्त के संदर्भ में, बक्सर टीपीपी (2x660 मेगावाट) की यूनिट #1 (660 मेगावाट) की सीओडी पर पूर्वी क्षेत्र और भूटान एचपीएस के केंद्रीय उत्पादन स्टेशनों का शेयर आवंटन अनुबंध ए में प्रदान किया गया है। आवंटन 14.11.2025 के 00:00 बजे से प्रभावी होना है।

With reference to the above, the share allocation of Central Generating Stations of Eastern Region and Bhutan HPS upon COD of Unit #1 (660 MW) of Buxar TPP (2x660 MW) is provided at Annexure A. The allocation was **effective from 00:00 hrs of 14.11.2025.**

Encl: As above

भवदीय /Yours faithfully,

एन.एस. मंडल
07.01.2026
(N.S. Mondal)

सदस्य सचिव /Member Secretary

वितरण सूची

- 1) मुख्य अभियंता, एसएलडीसी, बिहार।
- 2) मुख्य अभियंता, जीएम डिवीजन, सीईए, नई दिल्ली
- 3) कार्यकारी निदेशक, एनएलडीसी, नई दिल्ली।
- 4) कार्यकारी निदेशक/एचओडी (कमीशनिंग), एसजेवीएन थर्मल (पी) लिमिटेड।

Copy to:

- 1) Chief Engineer, SLDC, Bihar.
- 2) Chief Engineer, GM Division, CEA, New Delhi
- 3) Executive Director, NLDC, New Delhi.
- 4) Executive Director/HOD (Commissioning), SJVN Thermal (P) Ltd.

Total Allocation of Share(%) of CGS stations of Eastern Region and Bhutan HPS

	Farakka-I&II	Farakka-III	KahalgaonI	KahalgaonII	Talcher I	Barh-II	Barh-I	NPGC	KBUNJ-II	Darlipali STPS-I	North Karanpura	Rangeet	Teesta-V	Chukha	Kurichu	Tala	Mangdechhu	Punatsangchu-II	Patratu Stage-I	Buxar TPP *
Installed capacity (MW)	1600	500	840	1500	1000	1320	1980	1980	390	1600	1980	60	510	270	60	1020	720	1020	800 (Unit 1)	660 (Unit-1)
BIHAR	6.734444	16.038967	6.133295	4.244483	41.412154	86.041665	58.048345	81.085679	69.751548	20.213533	44.972124	38.372124	20.982124	34.483542	5.676685	25.500000	39.516752	31.532124	0.000000	85.000000
JHARKHAND	7.459474	0.794880	2.183115	0.680354	6.832003	1.345112	7.806366	1.439049	3.428846	9.464319	26.888520	12.358520	9.478520	10.366852	0.909925	11.460000	1.310664	1.638520	85.000000	
DVC	0.000000	0.000000	0.000000	0.000000	0.200000	0.000000	0.000000	0.000000	2.600000	0.000000	0.000000	0.000000	0.000000	8.640000	10.370000	50.000000	5.540000	0.000000	13.480000	0
ODISHA	1.207938	17.509476	1.100112	2.811321	33.066719	1.505189	15.199463	0.480109	8.067981	51.817623	21.833514	1.833514	22.423514	14.612607	1.018212	4.250000	10.796642	12.033514	0	
ODISHA (Solar Power - AFTAB)	0.099049	0.000000	0.098454	0.106629	0.099049	0.000000	0.000000	0.000000	0.000000	0.000000	0.000000	0.000000	0.000000	0.000000	0.000000	0.000000	0.000000	0.000000	0.000000	0
ODISHA (Solar Power - DADRI)	0.082937	0.162663	0.082439	0.089285	0.082937	0.000000	0.000000	0.000000	0.000000	0.000000	0.000000	0.000000	0.000000	0.000000	0.000000	0.000000	0.000000	0.000000	0.000000	0
ODISHA (Solar Power - Rajasthan)	0.183824	0.183824	0.184207	0.275736	0.183824	0.000000	0.000000	0.000000	0.000000	0.000000	0.000000	0.000000	0.000000	0.000000	0.000000	0.000000	0.000000	0.000000	0.000000	0
ODISHA (Solar Power - Rajasthan-II)	0.091912	0.091912	0.092104	0.000000	0.091912	0.000000	0.000000	0.000000	0.000000	0.000000	0.000000	0.000000	0.000000	0.000000	0.000000	0.000000	0.000000	0.000000	0.000000	0
ODISHA (Solar Power - Faridabad)	0.095840	0.091354	0.078817	0.098967	0.086460	0.000000	0.000000	0.000000	0.000000	0.000000	0.000000	0.000000	0.000000	0.000000	0.000000	0.000000	0.000000	0.000000	0.000000	0
WB	32.765652	36.415340	6.831058	0.526682	10.086317	1.041290	0.779057	0.332139	8.954569	16.847433	6.268426	24.068426	25.248426	28.283274	42.374399	38.250000	28.334623	34.428426	0	
West Bengal (Solar Power - Rajasthan)	0.643382	0.643382	0.644723	0.919117	0.643382	0.000000	0.000000	0.000000	0.000000	0.000000	0.000000	0.000000	0.000000	0.000000	0.000000	0.000000	0.000000	0.000000	0.000000	0
West Bengal (Solar Power - Raj-II)	0.275735	0.275735	0.276310	0.000000	0.275735	0.000000	0.000000	0.000000	0.000000	0.000000	0.000000	0.000000	0.000000	0.000000	0.000000	0.000000	0.000000	0.000000	0.000000	0
SIKKIM	3.149650	0.018151	0.022450	0.015536	0.025850	0.030716	1.302981	0.178131	0.507509	0.782092	0.037416	13.367416	13.227416	1.883725	0.020779	0.000000	0.029930	0.037416	0	
TELENGANA	0.751558	0.733930	0.683571	0.763112	0.712870	0.678453	0.000000	0.000000	0.279291	0.000000	0.000000	0.000000	0.000000	0.000000	0.000000	0.000000	0.000000	0.000000	0.000000	0
TAMILNADU	21.875000	0.000000	0.700000	0.000000	0.850000	0.000000	0.000000	0.000000	0.000000	0.000000	0.000000	0.000000	0.000000	0.000000	0.000000	0.000000	0.000000	0.000000	0.000000	0
KARNATAKA	0.000000	0.000000	0.000000	0.000000	0.000000	0.000000	0.000000	0.000000	0.000000	0.000000	0.000000	0.000000	0.000000	0.000000	0.000000	0.000000	0.000000	0.000000	0.000000	0
KERALA	0.000000	0.000000	0.000000	0.000000	0.000000	7.350000	4.040000	0.000000	0.000000	0.000000	0.000000	0.000000	0.000000	0.000000	0.000000	0.000000	0.000000	0.000000	0.000000	0
CHATISGARH	0.000000	0.000000	0.000000	2.000000	0.000000	0.000000	0.000000	0.000000	0.000000	0.000000	0.000000	0.000000	0.000000	0.000000	0.000000	0.000000	0.000000	0.000000	0.000000	0
GUJARAT	15.950000	11.948474	16.790000	9.730000	2.400000	0.000000	8.278333	2.547748	0.000000	0.875000	0.000000	0.000000	0.000000	0.000000	0.000000	0.000000	0.000000	0.000000	0.000000	0
MP	0.000000	0.000000	0.000000	4.930000	0.000000	0.000000	0.000000	0.000000	0.000000	0.000000	0.000000	0.000000	0.000000	0.000000	0.000000	0.000000	0.000000	0.000000	0.000000	0
MAHARASHTRA	0.000000	0.000000	0.000000	9.870000	0.000000	0.000000	0.000000	0.000000	0.000000	0.000000	0.000000	0.000000	0.000000	0.000000	0.000000	0.000000	0.000000	0.000000	0.000000	0
D & N H & D & D	0.000000	0.000000	0.000000	0.330000	0.000000	0.000000	0.000000	0.000000	0.000000	0.000000	0.000000	0.000000	0.000000	0.000000	0.000000	0.000000	0.000000	0.000000	0.000000	0
UP	2.080000	0.000000	9.120000	16.730000	0.000000	0.000000	0.000000	11.411892	0.000000	0.000000	0.000000	0.000000	0.000000	0.000000	0.000000	4.410000	0.000000	0.000000	0.000000	0
HARYANA	0.690000	0.000000	3.040000	4.580000	0.000000	0.000000	0.000000	0.000000	0.000000	0.000000	0.000000	0.000000	0.000000	0.000000	0.000000	1.470000	0.000000	0.000000	0.000000	0
RAJASTHAN	0.000000	0.000000	3.040000	7.110000	0.000000	0.000000	0.000000	0.000000	0.000000	0.000000	0.000000	0.000000	0.000000	0.000000	0.000000	1.470000	0.000000	0.000000	0.000000	0
J & K	0.850000	0.000000	38.560000	5.560000	0.000000	0.000000	0.000000	0.000000	0.000000	0.000000	0.000000	0.000000	0.000000	0.000000	0.000000	1.770000	0.000000	0.000000	0.000000	15
HP	0.000000	0.000000	0.000000	1.530000	0.000000	0.000000	0.000000	0.000000	0.000000	0.000000	0.000000	0.000000	0.000000	0.000000	0.000000	0.000000	0.000000	0.000000	0.000000	0
DELHI	1.390000	0.000000	6.070000	10.490000	0.000000	0.000000	0.000000	0.000000	0.000000	0.000000	0.000000	0.000000	0.000000	0.000000	0.000000	2.940000	0.000000	0.000000	0.000000	0
PUNJAB	0.000000	0.000000	0.000000	8.020000	0.000000	0.000000	0.000000	0.000000	0.000000	0.000000	0.000000	0.000000	0.000000	0.000000	0.000000	2.940000	0.000000	0.000000	0.000000	0
UTARAKHAND	0.000000	0.000000	0.000000	1.870000	0.000000	0.000000	0.000000	0.000000	0.000000	0.000000	0.000000	0.000000	0.000000	0.000000	0.000000	0.000000	0.000000	0.000000	0.000000	0
CHANDIGARH	0.000000	0.000000	0.000000	0.200000	0.000000	0.000000	0.000000	0.000000	0.000000	0.000000	0.000000	0.000000	0.000000	0.000000	0.000000	0.000000	0.000000	0.000000	0.000000	0
ASSAM	2.455737	0.000000	2.108333	5.093533	2.095419	0.000000	0.000000	0.000000	0.000000	0.000000	0.000000	0.000000	0.000000	0.000000	0.000000	0.000000	20.011389	6.290000	0	
ASSAM (Solar Power - Rajasthan)	0.091912	0.091912	0.092104	0.091912	0.091912	0.000000	0.000000	0.000000	0.000000	0.000000	0.000000	0.000000	0.000000	0.000000	0.000000	0.000000	0.000000	0.000000	0.000000	0
MANIPUR	0.000000	0.000000	0.000000	0.000000	0.000000	0.000000	0.000000	0.000000	0.000000	0.000000	0.000000	0.000000	0.000000	0.000000	0.000000	0.000000	0.000000	0.000000	0.560000	0
NAGALAND	0.429803	0.000000	0.425332	0.000000	0.424823	0.000000	0.000000	0.000000	0.000000	0.000000	0.000000	0.000000	0.000000	0.000000	0.000000	0.000000	0.000000	0.000000	0.000000	0
ARUNACHAL	0.191917	0.000000	0.192147	0.000000	0.196898	0.000000	0.000000	0.000000	0.000000	0.000000	0.000000	0.000000	0.000000	0.000000	0.000000	0.000000	0.000000	0.000000	0.000000	0
MIZORAM	0.141736	0.000000	0.141905	0.000000	0.141736	0.000000	0.000000	0.000000	0.000000	0.000000	0.000000	0.000000	0.000000	0.000000	0.000000	0.000000	0.000000	0.000000	0.000000	0
POWERGRID(PUSAULI)	0.000000	0.000000	0.119048	0.000000	0.000000	0.000000	0.000000	0.000000	0.000000	0.000000	0.000000	0.000000	0.000000	0.000000	0.000000	0.000000	0.000000	0.000000	0.000000	0
POWERGRID (ALIPURDUAR)	0.000000	0.000000	0.000000	0.000000	0.000000	0.113636	0.000000	0.000000	0.000000	0.000000	0.000000	0.000000	0.000000	0.000000	0.000000	0.000000	0.000000	0.000000	0.000000	0
NVVN BANGLADESH	0.312500	5.000000	1.190476	1.333333	0.000000	1.893939	4.545455	2.525253	6.410256	0.000000	0.000000	0.000000	0.000000	0.000000	0.000000	0.000000	0.000000	0.000000	0.000000	0
Expired PPA/Merchant Power	0.000000	10.000000	0.000000																	15.000000
Total Share(%)	100.000000	100																		

Total Allocation(MW) of CGS stations of Eastern Region and Bhutan HPS

Station	Farakka-I&II	Farakka-III	Kahalgaoon-I	Kahalgaoon-II	Talcher I	Barh-II	Barh-I	NPGC	KBUNL-II	Darlipali STPS-I	North Karanpura	Rangeet	Teesta-V	Chukha	Kurichu	TALA	Mangdechhu	Punatsangchu-II	Patratu Stage-I	Buxar TPP (Unit - 1) *	
Installed capacity	1600	500	840	1500	1000	1320	1980	1980	390	1600	1980	60	510	270	60	1020	720	1020	800	660	
BIHAR	107.751	80.195	51.520	63.667	414.122	1135.750	1149.357	1605.496	272.031	323.417	890.448	23.023	107.009	93.106	3.406	260.100	284.521	321.628	0	561	
JHARKHAND	119.352	3.974	18.338	10.205	68.320	17.755	154.566	28.493	13.372	151.429	532.393	7.415	48.340	27.991	0.546	116.892	9.437	16.713	680		
DVC	0.000	0.000	0.000	0.000	2.000	0.000	0.000	0.000	10.140	0.000	0.000	6.000	44.064	27.999	30.000	56.508	0.000	137.496	0		
ODISHA	19.327	87.547	9.241	42.170	330.667	19.868	300.949	9.506	31.465	829.082	432.304	1.100	114.360	39.454	0.611	43.350	77.736	122.742	0		
ODISHA (Solar Power - AFTAB)	1.585	0.000	0.827	1.599	0.990	0.000	0.000	0.000	0.000	0.000	0.000	0.000	0.000	0.000	0.000	0.000	0.000	0.000	0.000	0	
ODISHA (Solar Power - DADRI)	1.327	0.813	0.692	1.339	0.829	0.000	0.000	0.000	0.000	0.000	0.000	0.000	0.000	0.000	0.000	0.000	0.000	0.000	0.000	0	
ODISHA (Solar Power - Rajasthan)	2.941	0.919	1.547	4.136	1.838	0.000	0.000	0.000	0.000	0.000	0.000	0.000	0.000	0.000	0.000	0.000	0.000	0.000	0.000	0	
ODISHA (Solar Power - Rajasthan-II)	1.471	0.460	0.774	0.000	0.919	0.000	0.000	0.000	0.000	0.000	0.000	0.000	0.000	0.000	0.000	0.000	0.000	0.000	0.000	0	
ODISHA (Solar Power - Faridabad)	1.533	0.457	0.662	1.485	0.865	0.000	0.000	0.000	0.000	0.000	0.000	0.000	0.000	0.000	0.000	0.000	0.000	0.000	0.000	0	
WB	524.250	182.077	57.381	7.900	100.863	13.745	15.425	6.576	34.923	269.559	124.115	14.441	128.767	76.365	25.425	390.150	204.009	351.170	0		
West Bengal (Solar Power- Rajasthan)	10.294	3.217	5.416	13.787	6.434	0.000	0.000	0.000	0.000	0.000	0.000	0.000	0.000	0.000	0.000	0.000	0.000	0.000	0.000	0	
West Bengal (Solar Power- Raj-II)	4.412	1.379	2.321	0.000	2.757	0.000	0.000	0.000	0.000	0.000	0.000	0.000	0.000	0.000	0.000	0.000	0.000	0.000	0.000	0	
SIKKIM	50.394	0.091	0.189	0.233	0.259	0.405	25.799	3.527	1.979	12.513	0.741	8.020	67.460	5.086	0.012	0.000	0.215	0.382	0		
TELENGANA	12.025	3.670	5.742	11.447	7.129	8.956	0.000	0.000	1.089	0.000	0.000	0.000	0.000	0.000	0.000	0.000	0.000	0.000	0.000	0	
TAMILNADU	350.000	0.000	5.880	0.000	8.500	0.000	0.000	0.000	0.000	0.000	0.000	0.000	0.000	0.000	0.000	0.000	0.000	0.000	0.000	0	
KARNATAKA	0.000	0.000	0.000	0.000	0.000	0.000	0.000	0.000	0.000	0.000	0.000	0.000	0.000	0.000	0.000	0.000	0.000	0.000	0.000	0	
KERALA	0.000	0.000	0.000	0.000	0.000	97.020	79.992	0.000	0.000	0.000	0.000	0.000	0.000	0.000	0.000	0.000	0.000	0.000	0.000	0	
CHATISHGARH	0.000	0.000	0.000	30.000	0.000	0.000	0.000	0.000	0.000	0.000	0.000	0.000	0.000	0.000	0.000	0.000	0.000	0.000	0.000	0	
GUJARAT	255.200	59.742	141.036	145.950	24.000	0.000	163.911	50.445	0.000	14.000	0.000	0.000	0.000	0.000	0.000	0.000	0.000	0.000	0.000	0	
MP	0.000	0.000	0.000	73.950	0.000	0.000	0.000	0.000	0.000	0.000	0.000	0.000	0.000	0.000	0.000	0.000	0.000	0.000	0.000	0	
MAHARASHTRA	0.000	0.000	0.000	148.050	0.000	0.000	0.000	0.000	0.000	0.000	0.000	0.000	0.000	0.000	0.000	0.000	0.000	0.000	0.000	0	
D & NH & D & D	0.000	0.000	0.000	4.950	0.000	0.000	0.000	0.000	0.000	0.000	0.000	0.000	0.000	0.000	0.000	0.000	0.000	0.000	0.000	0	
UP	33.280	0.000	76.608	250.950	0.000	0.000	0.000	225.955	0.000	0.000	0.000	0.000	0.000	0.000	0.000	44.982	0.000	0.000	0.000	0	
HARYANA	11.040	0.000	25.536	68.700	0.000	0.000	0.000	0.000	0.000	0.000	0.000	0.000	0.000	0.000	0.000	14.994	0.000	0.000	0.000	0	
RAJASTHAN	0.000	0.000	25.536	106.650	0.000	0.000	0.000	0.000	0.000	0.000	0.000	0.000	0.000	0.000	0.000	14.994	0.000	0.000	0.000	0	
J & K	13.600	0.000	323.904	83.400	0.000	0.000	0.000	0.000	0.000	0.000	0.000	0.000	0.000	0.000	0.000	18.054	0.000	0.000	120		
HP	0.000	0.000	0.000	22.950	0.000	0.000	0.000	0.000	0.000	0.000	0.000	0.000	0.000	0.000	0.000	0.000	0.000	0.000	0.000	0	
DELHI	22.240	0.000	50.988	157.350	0.000	0.000	0.000	0.000	0.000	0.000	0.000	0.000	0.000	0.000	0.000	29.988	0.000	0.000	0.000	0	
PUNJAB	0.000	0.000	0.000	120.300	0.000	0.000	0.000	0.000	0.000	0.000	0.000	0.000	0.000	0.000	0.000	29.988	0.000	0.000	0.000	0	
UTTARAKHAND	0.000	0.000	0.000	28.050	0.000	0.000	0.000	0.000	0.000	0.000	0.000	0.000	0.000	0.000	0.000	0.000	0.000	0.000	0.000	0	
CHANDIGARH	0.000	0.000	0.000	3.000	0.000	0.000	0.000	0.000	0.000	0.000	0.000	0.000	0.000	0.000	0.000	0.000	0.000	0.000	0.000	0	
ASSAM	39.292	0.000	17.710	76.403	20.954	0.000	0.000	0.000	0.000	0.000	0.000	0.000	0.000	0.000	0.000	0.000	144.082	64.158	0		
ASSAM (Solar Power - Rajasthan)	1.471	0.460	0.774	1.379	0.919	0.000	0.000	0.000	0.000	0.000	0.000	0.000	0.000	0.000	0.000	0.000	0.000	0.000	0.000	0	
MANIPUR	0.000	0.000	0.000	0.000	0.000	0.000	0.000	0.000	0.000	0.000	0.000	0.000	0.000	0.000	0.000	0.000	0.000	5.712	0		
NAGALAND	6.877	0.000	3.573	0.000	4.248	0.000	0.000	0.000	0.000	0.000	0.000	0.000	0.000	0.000	0.000	0.000	0.000	0.000	0.000	0	
ARUNACHAL PRADESH	3.071	0.000	1.614	0.000	1.969	0.000	0.000	0.000	0.000	0.000	0.000	0.000	0.000	0.000	0.000	0.000	0.000	0.000	0.000	0	
MIZORAM	2.268	0.000	1.192	0.000	1.417	0.000	0.000	0.000	0.000	0.000	0.000	0.000	0.000	0.000	0.000	0.000	0.000	0.000	0.000	0	
POWERGRID(PUSAULI)	0.000	0.000	1.000	0.000	0.000	0.000	0.000	0.000	0.000	0.000	0.000	0.000	0.000	0.000	0.000	0.000	0.000	0.000	0.000	0	
POWERGRID (ALIPURDUAR)	0.000	0.000	0.000	0.000	0.000	1.500	0.000	0.000	0.000	0.000	0.000	0.000	0.000	0.000	0.000	0.000	0.000	0.000	0.000	0	
NVVN BPDB	5.000	25.000	10.000	20.000	0.000	25.000	90.000	50.000	25.000	0.000	0.000	0.000	0.000	0.000	0.000	0.000	0.000	0.000	0.000	0	
Expired PPA/Merchant Power	0.000	50.000	0.000																	99	
Total(in MW)	1600.000	500.000	840.000	1500.000	1000.000	1320.000	1980.000	1980.000	390.000	1600.000	1980.000	60.000	510.000	270.000	60.000	1020.000	720.000	1020.000	800.000	660	

*Buxar TPP (Unit-1) was declared COD w.e.f. 00:00 hrs. of 14.11.2025

Firm Allocation(MW) of CGS stations of Eastern Region and Bhutan HPS

Station	Farakka-I&II	Farakka-III	Kahalgaoon-I	Kahalgaoon-II	Talcher I	Barh-II	Barh-I	NPGC	KBUNL-II	Darlipali STPS-I	North Karanpura	Rangeet	Teesta-V	Chukha	Kurichu	TALA	Mangdechhu	Punatsangchu-II	Patratu Stage - I	Buxar TPP
Installed capacity	1600	500	840	1500	1000	1320	1980	1980	390	1600	1980	60	510	270	60	1020	720	1020	800 (Unit 1)	660 (Unit 1)
Power to be sold outside long term PPA	0.000	75.000	0.000																	99
BIHAR	0.000	55.400	0.000	0.000	343.500	1024.980	1025.046	1552.498	264.030	161.280	688.050	16.890	54.876	68.229	0.000	260.100	225.648	217.362	0.000	561
JHARKHAND	102.080	0.000	10.080	0.000	57.000	0.000	134.640	19.998	12.090	125.440	499.950	6.432	39.984	24.003	0.000	116.892	0.000	0.000	680.000	
DVC	0.000	0.000	0.000	0.000	2.000	0.000	0.000	0.000	10.140	0.000	0.000	6.000	44.064	24.003	25.998	56.508	0.000	137.496	0.000	
ODISHA	0.000	83.100	0.000	30.750	318.000	0.000	278.652	0.000	30.030	800.000	396.000	0.000	105.009	34.992	0.000	43.350	67.176	104.040	0.000	
WB	510.880	179.000	50.988	0.000	92.100	0.000	0.000	0.000	33.930	249.440	99.000	13.680	122.298	73.278	25.002	390.150	196.704	338.232	0.000	
SIKKIM	50.000	0.000	0.000	0.000	0.000	0.000	25.344	3.333	1.950	11.920	0.000	7.998	67.269	4.995	0.000	0.000	0.000	0.000	0.000	
TELENGANA	0.000	0.000	0.000	0.000	0.000	0.000	0.000	0.000	0.000	0.000	0.000	0.000	0.000	0.000	0.000	0.000	0.000	0.000	0.000	
TAMILNADU	350.000	0.000	5.880	0.000	8.500	0.000	0.000	0.000	0.000	0.000	0.000	0.000	0.000	0.000	0.000	0.000	0.000	0.000	0.000	
KARNATAKA	0.000	0.000	0.000	0.000	0.000	0.000	0.000	0.000	0.000	0.000	0.000	0.000	0.000	0.000	0.000	0.000	0.000	0.000	0.000	
KERALA	0.000	0.000	0.000	0.000	0.000	97.020	79.992	0.000	0.000	0.000	0.000	0.000	0.000	0.000	0.000	0.000	0.000	0.000	0.000	
CHATISHGARH	0.000	0.000	0.000	30.000	0.000	0.000	0.000	0.000	0.000	0.000	0.000	0.000	0.000	0.000	0.000	0.000	0.000	0.000	0.000	
GUJARAT	255.200	32.500	141.036	145.950	24.000	0.000	139.326	46.662	0.000	11.920	0.000	0.000	0.000	0.000	0.000	0.000	0.000	0.000	0.000	
MP	0.000	0.000	0.000	73.950	0.000	0.000	0.000	0.000	0.000	0.000	0.000	0.000	0.000	0.000	0.000	0.000	0.000	0.000	0.000	
MAHARASHTRA	0.000	0.000	0.000	148.050	0.000	0.000	0.000	0.000	0.000	0.000	0.000	0.000	0.000	0.000	0.000	0.000	0.000	0.000	0.000	
D &NH & D & D	0.000	0.000	0.000	4.950	0.000	0.000	0.000	0.000	0.000	0.000	0.000	0.000	0.000	0.000	0.000	0.000	0.000	0.000	0.000	
UP	33.280	0.000	76.608	250.950	0.000	0.000	0.000	209.009	0.000	0.000	0.000	0.000	0.000	0.000	0.000	0.000	0.000	0.000	0.000	
HARYANA	11.040	0.000	25.536	68.700	0.000	0.000	0.000	0.000	0.000	0.000	0.000	0.000	0.000	0.000	0.000	0.000	0.000	0.000	0.000	
RAJASTHAN	0.000	0.000	25.536	106.650	0.000	0.000	0.000	0.000	0.000	0.000	0.000	0.000	0.000	0.000	0.000	0.000	0.000	0.000	0.000	
J & K	13.600	0.000	323.904	83.400	0.000	0.000	0.000	0.000	0.000	0.000	0.000	0.000	0.000	0.000	0.000	0.000	0.000	0.000	0.000	
HP	0.000	0.000	0.000	22.950	0.000	0.000	0.000	0.000	0.000	0.000	0.000	0.000	0.000	0.000	0.000	0.000	0.000	0.000	0.000	
DELHI	22.240	0.000	50.988	157.350	0.000	0.000	0.000	0.000	0.000	0.000	0.000	0.000	0.000	0.000	0.000	0.000	0.000	0.000	0.000	
PUNJAB	0.000	0.000	0.000	120.300	0.000	0.000	0.000	0.000	0.000	0.000	0.000	0.000	0.000	0.000	0.000	0.000	0.000	0.000	0.000	
UTTARAKHAND	0.000	0.000	0.000	28.050	0.000	0.000	0.000	0.000	0.000	0.000	0.000	0.000	0.000	0.000	0.000	0.000	0.000	0.000	0.000	
CHANDIGARH	0.000	0.000	0.000	3.000	0.000	0.000	0.000	0.000	0.000	0.000	0.000	0.000	0.000	0.000	0.000	0.000	0.000	0.000	0.000	
ASSAM	11.680	0.000	3.444	0.000	4.900	0.000	0.000	0.000	0.000	0.000	0.000	0.000	0.000	0.000	0.000	0.000	122.472	64.158	0.000	
MANIPUR	0.000	0.000	0.000	0.000	0.000	0.000	0.000	0.000	0.000	0.000	0.000	0.000	0.000	0.000	0.000	0.000	0.000	5.712	0.000	
NAGALAND	0.000	0.000	0.000	0.000	0.000	0.000	0.000	0.000	0.000	0.000	0.000	0.000	0.000	0.000	0.000	0.000	0.000	0.000	0.000	
ARUNACHAL PRADESH	0.000	0.000	0.000	0.000	0.000	0.000	0.000	0.000	0.000	0.000	0.000	0.000	0.000	0.000	0.000	0.000	0.000	0.000	0.000	
MIZORAM	0.000	0.000	0.000	0.000	0.000	0.000	0.000	0.000	0.000	0.000	0.000	0.000	0.000	0.000	0.000	0.000	0.000	0.000	0.000	
POWERGRID	0.000	0.000	0.000	0.000	0.000	0.000	0.000	0.000	0.000	0.000	0.000	0.000	0.000	0.000	0.000	0.000	0.000	0.000	0.000	
NVVN BPDB	0.000	0.000	0.000	0.000	0.000	0.000	0.000	0.000	0.000	0.000	0.000	0.000	0.000	0.000	0.000	0.000	0.000	0.000	0.000	
Total firm share (in MW)	1360.000	425.000	714.000	1275.000	850.000	1122.000	1683.000	1831.500	352.170	1360.000	1683.000	51.000	433.500	229.500	51.000	867.000	612.000	867.000	680.000	660

Total unallocated power (MW)

BIHAR	107.751	24.795	51.520	63.667	70.622	110.770	124.311	52.998	8.001	162.137	202.398	6.133	52.133	24.877	3.406	0.000	58.873	104.266	0	0	1228.656
JHARKHAND	17.272	3.974	8.258	10.205	11.320	17.755	19.926	8.495	1.282	25.989	32.443	0.983	8.356	3.988	0.546	0.000	9.437	16.713	0	0	196.943
DVC	0.000	0.000	0.000	0.000	0.000	0.000	0.000	0.000	0.000	0.000	0.000	0.000	0.000	3.996	4.002	0.000	0.000	0.000	0	0	7.998
ODISHA	19.327	4.447	9.241	11.420	12.667	19.869	22.297	9.506	1.435	29.082	36.304	1.100	9.351	4.462	0.611	0.000	10.560	18.702	0	0	220.381
ODISHA (Solar Power - AFTAB)	1.585	0.000	0.827	1.599	0.990	0.000	0.000	0.000	0.000	0.000	0.000	0.000	0.000	0.000	0.000	0.000	0.000	0.000	0	0	5.002
ODISHA (Solar Power - DADRI)	1.327	0.813	0.692	1.339	0.829	0.000	0.000	0.000	0.000	0.000	0.000	0.000	0.000	0.000	0.000	0.000	0.000	0.000	0	0	5.001
ODISHA (Solar Power - Rajasthan)	2.941	0.919	1.547	4.136	1.838	0.000	0.000	0.000	0.000	0.000	0.000	0.000	0.000	0.000	0.000	0.000	0.000	0.000	0	0	11.382
ODISHA (Solar Power - Rajasthan-II)	1.471	0.460	0.774	0.000	0.919	0.000	0.000	0.000	0.000	0.000	0.000	0.000	0.000	0.000	0.000	0.000	0.000	0.000	0	0	3.623
ODISHA (Solar Power - Faridabad)	1.533	0.457	0.662	1.485	0.865	0.000	0.000	0.000	0.000	0.000	0.000	0.000	0.000	0.000	0.000	0.000	0.000	0.000	0	0	5.001
WB	13.370	3.077	6.393	7.900	8.763	13.745	15.425	6.576	0.993	20.119	25.115	0.761	6.469	3.087	0.423	0.000	7.305	12.938	0	0	152.459
West Bengal (Solar Power - Rajasthan)	10.294	3.217	5.416	13.787	6.434	0.000	0.000	0.000	0.000	0.000	0.000	0.000	0.000	0.000	0.000	0.000	0.000	0.000	0	0	39.147
West Bengal (Solar Power - Raj-II)	4.412	1.379	2.321	0.000	2.757	0.000	0.000	0.000	0.000	0.000	0.000	0.000	0.000	0.000	0.000	0.000	0.000	0.000	0	0	10.869
SIKKIM	0.394	0.091	0.189	0.233	0.258	0.405	0.455	0.194	0.029	0.593	0.741	0.022	0.191	0.091	0.012	0.000	0.215	0.382	0	0	4.497
TELENGANA	12.025	3.670	5.742	11.447	7.129	8.956	0.000	0.000	1.089	0.000	0.000	0.000	0.000	0.000	0.000	0.000	0.000	0.000	0	0	50.057
TAMILNADU	0.000	0.000	0.000	0.000	0.000	0.000	0.000	0.000	0.000	0.000	0.000	0.000	0.000	0.000	0.000	0.000	0.000	0.000	0	0	0.000
KARNATAKA	0.000	0.000	0.000	0.000	0.000	0.000	0.000	0.000	0.000	0.000	0.000	0.000	0.000	0.000	0.000	0.000	0.000	0.000	0	0	0.000
KERALA	0.000	0.000	0.000	0.000	0.000	0.000	0.000	0.000	0.000	0.000	0.000	0.000	0.000	0.000	0.000	0.000	0.000	0.000	0	0	0.000
CHATISGARH	0.000	0.000	0.000	0.000	0.000	0.000	0.000	0.000	0.000	0.000	0.000	0.000	0.000	0.000	0.000	0.000	0.000	0.000	0	0	0.000
GUJARAT	0.000	2.242	0.000	0.000	0.000	0.000	24.585	3.783	0.000	2.080	0.000	0.000	0.000	0.000	0.000	0.000	0.000	0.000	0	0	32.691
MP	0.000	0.000	0.000	0.000	0.000	0.000	0.000	0.000	0.000	0.000	0.000	0.000	0.000	0.000	0.000	0.000	0.000	0.000	0	0	0.000
MAHARASHTRA	0.000	0.000	0.000	0.000	0.000	0.000	0.000	0.000	0.000	0.000	0.000	0.000	0.000	0.000	0.000	0.000	0.000	0.000	0	0	0.000
D & N H & D & D	0.000	0.000	0.000	0.000	0.000	0.000	0.000	0.000	0.000	0.000	0.000	0.000	0.000	0.000	0.000	0.000	0.000	0.000	0	0	0.000
UP	0.000	0.000	0.000	0.000	0.000	0.000	0.000	16.947	0.000	0.000	0.000	0.000	0.000	0.000	0.000	44.982	0.000	0.000	0	0	61.929
HARYANA	0.000	0.000	0.000	0.000	0.000	0.000	0.000	0.000	0.000	0.000	0.000	0.000	0.000	0.000	0.000	14.994	0.000	0.000	0	0	14.994
RAJASTHAN	0.000	0.000	0.000	0.000	0.000	0.000	0.000	0.000	0.000	0.000	0.000	0.000	0.000	0.000	0.000	14.994	0.000	0.000	0	0	14.994
J & K	0.000	0.000	0.000	0.000	0.000	0.000	0.000	0.000	0.000	0.000	0.000	0.000	0.000	0.000	0.000	18.054	0.000	0.000	120	0	138.054
HP	0.000	0.000	0.000	0.000	0.000	0.000	0.000	0.000	0.000	0.000	0.000	0.000	0.000	0.000	0.000	0.000	0.000	0.000	0	0	0.000
DELHI	0.000	0.000	0.000	0.000	0.000	0.000	0.000	0.000	0.000	0.000	0.000	0.000	0.000	0.000	0.000	29.988	0.000	0.000	0	0	29.988
PUNJAB	0.000	0.000	0.000	0.000	0.000	0.000	0.000	0.000	0.000	0.000	0.000	0.000	0.000	0.000	0.000	29.988	0.000	0.000	0	0	29.988
UTARAKHAND	0.000	0.000	0.000	0.000	0.000	0.000	0.000	0.000	0.000	0.000	0.000	0.000	0.000	0.000	0.000	0.000	0.000	0.000	0	0	0.000
CHANDIGARH	0.000	0.000	0.000	0.000	0.000	0.000	0.000	0.000	0.000	0.000	0.000	0.000	0.000	0.000	0.000	0.000	0.000	0.000	0	0	0.000
ASSAM	27.612	0.000	14.266	76.403	16.054	0.000	0.000	0.000	0.000	0.000	0.000	0.000	0.000	0.000	0.000	0.000	21.610	0.000	0	0	155.945
ASSAM (Solar Power - Rajasthan)	1.471	0.460	0.774	1.379	0.919	0.000	0.000	0.000	0.000	0.000	0.000	0.000	0.000	0.000	0.000	0.000	0.000	0.000	0	0	5.002
NAGALAND	6.877	0.000	3.573	0.000	4.248	0.000	0.000	0.000	0.000	0.000	0.000	0.000	0.000	0.000	0.000	0.000	0.000	0.000	0	0	14.698
ARUNACHAL	3.071	0.000	1.614	0.000	1.969	0.000	0.000	0.000	0.000	0.000	0.000	0.000	0.000	0.000	0.000	0.000	0.000	0.000	0	0	6.654
MIZORAM	2.268	0.000	1.192	0.000	1.417	0.000	0.000	0.000	0.000	0.000	0.000	0.000	0.000	0.000	0.000	0.000	0.000	0.000	0	0	4.877
POWERGRID(PUSAULI)	0.000	0.000	1.000	0.000	0.000	0.000	0.000	0.000	0.000	0.000	0.000	0.000	0.000	0.000	0.000	0.000	0.000	0.000	0	0	1.000
POWERGRID (ALIPURDUAR)	0.000	0.000	0.000	0.000	0.000	1.500	0.000	0.000	0.000	0.000	0.000	0.000	0.000	0.000	0.000	0.000	0.000	0.000	0	0	1.500
NVVN BANGLADESH	5.000	25.000	10.000	20.000	0.000	25.000	90.000	50.000	25.000	0.000	0.000	0.000	0.000	0.000	0.000	0.000	0.000	0.000	0	0	250.000

PERCENTAGE SHARES OF EASTERN REGION AND BHUTAN STATIONS
IN VARIOUS CENTRAL SECTOR GENERATING STATIONS

A. Allocations from E.R.

(All figures in %)

U.A.-Pooled 1802.94 MW	
State/UT	Round the clock
BIHAR	68.147
JHARKHAND	10.923
ODISHA	12.223
WEST BENGAL	8.456
SIKKIM	0.249
Total	100.000

1 Total Unallocated Pool Power	2703.33 MW
2 Special allocation to Powergrid	2.50 MW
3 Special allocation to Bangladesh	250.00 MW
4 Specific Allocation to NVVN and NTPC for bundling of solar power from NTPC's Coal stations	135.08 MW
5 Specific allocation to NR region states from Tala HEP	153.00 MW
6 Specific allocation to Uttarakhand (station specific)	0.00 MW
7 Specific allocation to Tamil Nadu (station specific)	0.00 MW
8 Specific allocation to Gujarat (station specific)	32.69 MW
9 Specific allocation to Uttar Pradesh (station specific)	16.95 MW
10 Specific allocation to Assam (station specific)	155.94 MW
11 Specific allocation to Nagaland (station specific)	14.70 MW
12 Specific allocation to Arunachal Pradesh (station specific)	6.65 MW
13 Specific allocation to Mizoram (station specific)	4.88 MW
14 Specific allocation to DVC (station specific)	8.00 MW
15 Specific allocation to J&K (station specific)	120.0 MW
15 Balance Unallocated Pool for beneficiaries of the Region	1802.94 MW

Power to be sold outside long term PPA (as on 08.01.2025)

	Farakka-III
Installed capacity (MW)	500
Power to be sold outside long term PPA (MW)	75.000
JHARKHAND	0.000
GUJRAT	25.000

Power to be sold outside long term PPA (%)	15.000000
JHARKHAND	0.000000
GUJRAT	5.000000

	Farakka-I & II
Installed capacity (MW)	1600
Power to be sold outside long term PPA (MW)	0.000

	Kahalgaon-I
Installed capacity (MW)	840
Power to be sold outside long term PPA (MW)	0.000

एसजेवीएन थर्मल (प्रा.) लिमिटेड

SJVN Thermal (P) Ltd.

(एसजेवीएन की पूर्ण स्वामित्व वाली अधीनस्थ कंपनी)

(A wholly owned subsidiary of SJVN)

1320 मेगावाट बक्सर ताप विद्युत परियोजना

1320 MW Buxar Thermal Power Project

CIN : U31908BR2007PTC017646



Ref. No.: SJVN/STPL/COD/2025-26/02

Date: 11.11.2025

Member Secretary,
Eastern Regional Power Committee,
14, Golf Club Rd, Tollygunge,
Kolkata-700033

Chief Engineer,
State Load Dispatch Centre
Vidyut Bhawan, Baily Road,
Patna, Bihar-800021

Sub.: Declaration of commercial operation of 1st Unit (660 MW) of Buxar Thermal Power Project (2X660 MW) of SJVN Thermal (P) Ltd., a wholly owned Subsidiary of SJVN Ltd.


Sir,

1st Unit (660 MW) of Buxar Thermal Power Project (2X660 MW) of SJVN Thermal (P) Ltd., a wholly owned Subsidiary of SJVN Ltd. is declared on Commercial Operation w.e.f. 00:00 Hrs of 14/11/2025.

Trial Run completion Certificate issued by SLDC-Bihar and certificate issued by Head of Organization as per Regulation 26(1) of Central Electricity Regulatory Commission (Indian Electricity Grid Code) Regulations, 2023 is enclosed for your reference.

This is for your information and necessary action please.

Yours Sincerely,


(Pulak Kumar Mukhopadhyay)
Executive Director/HOD (Commissioning)

Enclosed:

1. Certificate as per CERC (IEGC) 2023 Regulations, issued by Head of Organization.
2. Trial Operation Completion Certificate issued by SLDC-Bihar.

पंजी. कार्यालय : एसजेवीएन थर्मल (प्रा.) लिमिटेड, 169, पाटलिपुत्र कॉलोनी,
पटना- 800013 (बिहार) दूरभाष : 0612-2263328
परियोजना कार्यालय : एसजेवीएन थर्मल (प्रा.) लिमिटेड,
बक्सर थर्मल पावर प्रोजेक्ट,
मोहनपुरवा, अखौरीपुर गोला, चौसा, बक्सर - 802114 (बिहार)
दूरभाष : 061832 95105, फेक्स : 061832 95165
ईमेल : ceo.stpl@sjvn.nic.in

www.sjvn.nic.in

Regd. Office : SJVN Thermal (P) Ltd., 169, Patliputra
Colony, Patna-800013 (Bihar) Tel : 0612-2263328
Project Office : SJVN Thermal (P) Ltd.,
Buxar Thermal Power Project,
Mohanpurwa, Akhouripur Gola, Chausa, Buxar- 802114 (Bihar)
Tel : 06183-295105, Fax : 06183-295165
E-mail : ceo.stpl@sjvn.nic.in

एसजेवीएन लिमिटेड SJVN Limited

(भारत सरकार एवं हिमाचल प्रदेश सरकार का संयुक्त उपक्रम)
(A Joint Venture of Govt. of India & Govt. of Himachal Pradesh)

नवरत्न सी. पी. एस. ई.
A Navratna CPSE

CIN: L40101HP1988GOI008409



Certificate as per CERC (Indian Electricity Grid Code) 2023 (For coal based generating stations)

It is to certify that 1st Unit (660MW) of Buxar Thermal Power Project (2X660 MW) of SJVN Thermal (P) Ltd, a wholly owned Subsidiary of SJVN Ltd meets the relevant requirements as per Regulation 5(1) of Central Electricity Regulatory Commission (Terms and Conditions of Tariff) Regulations, 2024 and Regulation 26(1) of Central Electricity Regulatory Commission (Indian Electricity Grid Code) Regulations, 2023 for Declaration of Commercial Operation:

- I. The generating station or unit thereof meets the relevant requirements and provisions of the CEA Technical Standards for Construction, CEA Technical Standards for Connectivity, CEA Technical Standards for Communication, Central Electricity Authority (Measures relating to Safety and Electricity Supply) Regulations 2010, CEA (Flexible operation of thermal power plants) Regulations, 2023 and these regulations, as applicable.
- II. The main plant equipment and auxiliary systems including the Balance of the Plant, such as the Fuel Oil System, Coal Handling Plant, DM plant, Pre-treatment plant, Fire-fighting system, Ash Disposal system and any other site-specific system have been commissioned and are capable of full load operation of the unit of the generating station on sustained basis.
- III. Permanent electric supply system including emergency supplies and all necessary instrumentation, control and protection systems and auto loops for full load operation of unit have been put in service.


(Bhupender Gupta)
Chairman & Managing Director

कारपोरेट मुख्यालय: शक्ति सदन, शानान,
शिमला-171006 (हि.प्र.) www.sjvn.nic.in

दूरभाष: +91-177-2660010 फ़ैक्स: +91-177-2660011

सम्पर्क कार्यालय: ऑफिस ब्लॉक, टावर-1, 6वीं मंजिल,
एनबीसीसी कॉम्प्लेक्स, पूर्वी किदवाई नगर, नई दिल्ली-110023

दूरभाष: +91-11-61901801 फ़ैक्स: +91-11-61901802

Corporate H.Q. : Shakti Sadan, Shanan,
Shimla-171006 (HP) www.sjvn.nic.in

Tele: +91-177-2660010 Fax: +91-177-2660011

Liaison Office: Office Block, Tower-1, 6th Floor,
NBCC Complex, East Kidwai Nagar, New Delhi-110023

Tele: +91-11-61901801, Fax: +91-11-61901802

अपने तथा राष्ट्र के हित में ऊर्जा की बचत करें।

SAVE ENERGY FOR BENEFIT OF SELF AND NATION



Bihar State Power Transmission Company Ltd., Patna
A subsidiary company of Bihar State Power (Holding) Company Ltd., Patna
CIN – U74110BR2012SGC018889
[SAVE ENERGY FOR BENEFIT OF SELF AND NATION]
Head Office, Vidyut Bhawan, Bailey Road, Patna -800021,

File no-SLDC/SJVNL/72/2025

Certificate No: CE (SO)/SLDC - 01

Date: 11-11-2025

Certificate of Completion of Trial Run Operation of Unit-1 (660 MW) of STPL Buxar Thermal Power plant

Reference:

1. M/s SJVN Thermal (P) Limited vide letter no. 511 dt. 07.11.2025
2. Your office email dt. 24.10.2025
3. This office letter no. 716 dt. 24.10.2025

Sir,

Based on the data submitted by SJVN Thermal (P) Limited vide Ref no. STPL /Commissioning/511 dt. 07.11.2025, it is hereby intimated that Unit-1 (660 MW) of the Buxar Thermal Power Project (2*660 MW) has successfully completed the trial run operation at 23:45 Hrs. on 05.11.2025.

Following are the observations during Trial Run Period:

Maximum load at Generating Unit end	678.86 MW
Average load at Generating Unit end	670.83 MW
Trial Run period	23:45 hrs of dt. 02.11.2025 to 23:45 hrs of dt. 05.11.2025
Normative Auxiliary consumption of Unit# 1	5.75 %

This certificate is being issued in accordance with clause 22,24 & 25 of CERC (India Electricity Grid Code) Regulations 2023.

Sd/-
Chief Engineer (System Operation)
BSPTCL

Date: 11-11-2025

Memo no..... 740

Copy forwarded to Executive Director (commissioning), SJVN Thermal (P) limited, Buxar Thermal power project for kind information & further needful.

Chief Engineer (System Operation)
BSPTCL

No.FU-18/2017-IPC
Government of India
Ministry of Power

Shram Shakti Bhawan, Rafi Marg,
New Delhi, dated 8th April, 2025

To,

1. Chairperson, Central Electricity Authority,
Sewa Bhawan, R.K. Puram,
New Delhi-110066

2. Chairman & Managing Director,
SJVN Limited, "Shakti Sadan",
Shanan, Shimla, Himachal Pradesh-171006

3. Member Secretary,
Eastern Regional Power Committee, 14,
Golf Club Rd, Golf Gardens, Tollygunge,
Kolkata, West Bengal-700033


Subject: Allocation of power from 1320 MW (2x660 MW) Buxar Thermal Power Project (BTPP), Chausa- regarding

Sir,

I am directed to refer MoP's letter dated 18.09.2024 regarding allocation of power from 1320 MW (2x660 MW) Buxar Thermal Power Project (BTPP), Chausa and to state that the share of power of the State of Bihar (85% of 1320 MW) which was inadvertently mentioned as '**1222 MW**' in the above-mentioned enclosed letter dated 18.09.2024 may be read as '**1122 MW**'.

2. This issues with the approval of Competent Authority.

Yours Faithfully,


(Chittaranjan Acharya)
Under Secretary to the Government of India
Telefax: 2371-9710

Copy to:

Chief Secretary, Government of Bihar



No.FU-18/2017-IPC
Government of India
Ministry of Power

Shram Shakti Bhawan, Rafi Marg,
New Delhi, dated 18th September 2024

To,

1. Chairperson,
Central Electricity Authority,
Sewa Bhawan, R.K. Puram,
New Delhi-110066
2. Chairman & Managing Director,
SJVN Limited,
"Shakti Sadan", Shanan,
Shimla, Himachal Pradesh-171006
3. Member Secretary,
Eastern Regional Power Committee,
14, Golf Club Rd, Golf Gardens, Tollygunge,
Kolkata, West Bengal-700033

Subject: Allocation of power from 1320 MW (2x660 MW) Buxar Thermal Power Project (BTPP), Chausa- regarding

Sir,

I am directed to state that power from 2x660 MW Buxar Thermal Power Project at Chausa in Buxar District of Bihar, being implemented by STPL (SJVN Thermal (P.) Ltd) is allocated with effect from the date of commercial operation of the plant as per details given below:

State	Power Allocation in MW	% of Installed Capacity
Bihar	1222	85.0
Unallocated (UA)	198	15.0
Total	1320	100.0

2. The aforesaid allocation will be operative for pro-rata distribution to the quantum of electricity mentioned above, based on auxiliary consumption, planned outage, forced outage, availability of fuel/ water etc. and after taking into account transmission losses.


3. The above allocation will further be subject to the Power Purchase Agreements (PPAs) entered into by STPL with State Power Utilities and will further be subject to the

beneficiaries ensuring compliance with the financial and commercial terms (including coverage for letter of Credit) of the PPA signed with STPL and any other directives/ guidelines issued by the Government of India/ Central Electricity Regulatory Commission from time to time.

4. The unallocated power, on declaration of commercial operation, will be added in the Eastern Region power pool and allocated to the states/UTs as per the provisions of existing guidelines of allocation of unallocated power as approved by the Ministry of Power from time to time.

5. This issues with the approval of the Hon'ble Minister of Power and Housing & Urban Affairs.

Yours Faithfully,



(Chittaranjan Acharya)

Under Secretary to the Government of India

Telefax: 2371-9710

Copy to:

1. Chief Secretary, Government of Bihar

Copy also to:

1. PS to Minister of Power and Housing & Urban Affairs
2. PPS to Secretary (Power)/ PPS to JS (Thermal)/ PS to Director (Thermal)/ PS to Director (OM)

Methodology of allocation of power from unallocated quota of the Central Government

In the absence of any specific allocation of unallocated power by the Central Government, the unallocated power of the Central Generating Station shall be offered to the constituent States/UTs of the concerned Regional Pool by the Central Government. The quantum of power offered and subsequently allocated shall be in accordance with the percentage of power allocated to the States/UTs of that Regional pool.

In the event of unwillingness of any State/UT of the concerned Regional Pool to avail such offer, the allocation of such quantum of power shall be decided in the following manner:

- (i) Quantum of such power shall be allocated as specific allocation to the interested States/UTs of that Regional Pool by the Central Government. In the event of more than one claimant, such power shall be allocated in accordance with the ratio of their percentage in the Regional Pool.
- (ii) In case none of the State/UT of the Regional Pool is willing to avail such power, concerned GENCOs shall have the right to sell the same in the Power Exchange until such time specific allocation is made by the Central Government.

Time Period for allocation of Power to beneficiaries from unallocated pool of CGSs

Beneficiaries will be allocated power from unallocated quota for a maximum period of one year. Subsequently, a review will be undertaken and, if required, further extension of time period will be granted. However, in case of any natural disaster, unforeseen emergency, simultaneous outages of multiple generating units or any other contingency conditions, the Ministry of Power may allocate power from unallocated power pool to the needy States/UTs for the duration of the emergency or crisis.
