



Eastern Regional Power Committee

AGENDA OF 235th OCC MEETING

Venue: ERPC Secretariat, Kolkata

Date: 21.01.2026

Contents

1. PART-A: CONFIRMATION OF MINUTES	1
1.1. Confirmation of Minutes of 234 th OCC Meeting held physically at ERPC Secretariat on 23 rd December 2025.....	1
2. PART-B: ITEMS FOR DISCUSSION.....	1
2.1 Update on follow up agenda: ERPC	1
2.2 State-wise review and expeditious resolution of critical issues for ensuring reliable operation during Summer-2026: ERLDC.....	12
2.3 Power Export/import through Meramundali JSPL D/C: OPTCL	14
2.4 Appropriate bus arrangement at Dalkhola (PG) Sub-station: WB SLDC	15
2.5 Discrepancy i.r.o Reactive Energy billing: WB SLDC.....	15
2.6 Persistent low voltage profile at 220/132kV Grid sub-station, Garhwa (Bhagodih): JUSNL 16	
2.7 Status of spare Transformer/ICT in Eastern Region: ERPC	16
2.8 Bus Segregation at NTPC Farakka to facilitate Jack Bus reconductoring works: ERLDC	18
2.9 Techno-Commercial implications of Bus shutdown at Farakka: NTPC	19
2.10 Portal for entry of Schedule discrepancies and feedback Mechanism: NTPC	20
2.11 Reliable evacuation of power from PVUNL: NTPC	21
2.12 Shutdown proposal of Thermal generating units from the month of January to March 2026: ERPC	22
2.13 Shutdown Program of Hydro power plants	23
2.14 Resource Adequacy assessment using Probabilistic Resource Adequacy Suite (PRAS): ERLDC	23
2.15 Verification of Average Generation/Demand data for assessment of Frequency Response Obligation (FRO) for FY 2026-27: ERLDC.....	24
2.16 Type Test Report for spare HT equipment: MPL	25
2.17 Certification of Non-ISTS lines carrying ISTS power: ERPC.....	25
2.18 Data Collection for monitoring Pan-India Captive Generating Capacity: ERPC	25
2.19 Shutdown request of 400 kV DC Jeypore–Gajuwaka for ongoing works on NH-130 : NHA 26	
2.20 Decapitalization of 50 MVAR Bus Reactor -1 (3 X 16.67 MVAR) at Durgapur SS on account of upgradation: POWERGRID	26
3. PART-C: ITEMS FOR UPDATE/FOLLOW-UP/INFORMATION	28
3.1. ER Grid performance during December 2025.....	28
3.2. Non-Submission of FRC data in stipulated time-frame: ERLDC	28
3.3. Regarding Non-Submission of Forecasting Data from States: ERLDC.....	29
4. PART-D: OPERATIONAL PLANNING.....	32
4.1. Anticipated power supply position for February-2026	32

4.2.	Major Thermal Generating Units/Transmission Element outages/shutdown in ER Grid (as on 13-01-2026).....	32
4.3.	Long outage report of transmission Element (MORE THAN 01 WEEK) (As on 13.01.2026): 35	
4.4.	Commissioning of new units and transmission elements in Eastern Grid in the month of December-2025.....	38
4.5.	UFR operation during the month of December 2025	40

EASTERN REGIONAL POWER COMMITTEE

AGENDA FOR 235TH OCC MEETING TO BE HELD ON 21.01.2026 (WEDNESDAY) AT 10:30 HRS

1. PART-A: CONFIRMATION OF MINUTES

1.1. Confirmation of Minutes of 234th OCC Meeting held physically at ERPC Secretariat on 23rd December 2025

The Minutes of 234th Operation Coordination Sub-Committee meeting held on 23.12.2025 was circulated vide letter dated 08.01.2026.

Members may confirm the minutes of 234th OCC meeting.

2. PART-B: ITEMS FOR DISCUSSION

2.1 Update on follow up agenda: ERPC

a) Reconductoring of 400kV Talcher-Meramundali and 400kV Farakka-Kahalgaon D/C

Reconductoring of 400kV Talcher-Meramundali D/C (Important for Odisha system)

Reconductoring with HTLS conductors under ERES-43 is being executed by POWERGRID Odisha under the RTM route. Initially, it was decided to complete the 400 kV Talcher–Meramundali Circuit-I (shorter line of 52km). However, at the request of the POWERGRID Odisha project, shutdown of the LILO portion of Circuit-II was availed from 21.11.2025 onwards due to non-availability of the required materials for Circuit-I.

Deliberation in 234th OCC:

Powergrid Odisha submitted:

- ✓ Presently 4 teams have been deployed and from 28th Dec 2025, additional 4 teams will join after which S/D of circuit-1 will be availed.
- ✓ ROW issues has been resolved now.
- ✓ There are a number of crossings with LT lines which is hindering progress as per planned schedule.
- ✓ After completion of the LILO portion, reconductoring in circuit-1 will start as all pending materials have been received.
- ✓ Only 15 ckm out of 35 ckm had been completed in the LILO portion due to various ROW issues and delays in obtaining permissions for railway crossings

SLDC Odisha submitted:

- ✓ Reconductoring of the LILO portion may not be required as of now.
- ✓ Every possible cooperation will be extended i.r.o availing S/D of distribution feeders by Powergrid for reconductoring in line crossings.

SLDC Odisha also urged that at least one ckt (ckt#1) of 400KV Talcher-Meramundali D/C must be restored by 15th Feb 2026.

ERLDC deliberated that simultaneous shutdown of the LILO portion of Circuit-2 and Circuit-1 is not feasible, as it would necessitate curtailment at Talcher STPP due to higher power flows in the event of tripping of the HVDC Talcher–Kolar bipole.

234th OCC Decision

- Powergrid Odisha was advised to expedite reconductoring works and make circuit-I of 400KV Talcher-Meramundali D/C along with bay equipment ready for service by 15th Feb 2026.
- Powergrid Odisha was advised to share the detailed work schedule i.r.o reconductoring, clearly delineating the details of constraints at each location.
- Powergrid Odisha was advised to coordinate with NTPC and OPTCL i.r.o bay upgradation at Talcher end in due course.
- POWERGRID was advised to return the LILO portion of Circuit-II and commence work on Circuit-I from the first week of January 2026 so that the valuable lean-demand period could be effectively utilized to complete reconductoring of at least one circuit before Summer-2026. Accordingly, shutdown of Circuit-I was availed on 06.01.2026, with a target completion by 15th February-2026
- SLDC Odisha was advised to grant shutdown of all transmission line crossings the Powergrid lines on priority on D-2 basis.
- OCC advised ERLDC to convene weekly monitoring meeting to assess the progress.

In line with the decisions of the 234th OCC, ERLDC is conducting weekly monitoring meetings, and so far, two meetings have been held on 08.01.2026 and 15.01.2026 respectively.

As on 15.01.2026, only 5 km out of 52 km has been completed.

As these lines serve as important drawal points for the Odisha system and are crucial links for evacuation of NTPC Talcher generation, both lines are required to be in service before Summer-2026.

Further, additional SPS at Talcher-Kaniha as proposed by ERLDC for facilitating 440 kV TSTPS-Meramandali line reconductoring work may also be approved.

POWERGRID/NTPC/OPTCL may update. Members may discuss.

☐ Reconductoring of 400KV Farakka-Kahalgaon D/C (Important for WB System)

HTLS reconductoring of 400 kV Farakka–Kahalgaon D/C under ERES-43 is being executed by POWERGRID ER-I/ER-II. Shutdown was availed from 02.12.2025 after initial delays due to material non-availabilities with an agreed completion date of February 2026.

While discussing the progress of the lines during last OCC, it was emerged that for Bay upgradation works both buses shutdown required at NTPC FSTPP and KHSTPP end. The required planning to be done to complete the shutdown before Summer 2026.

Deliberation in 234th OCC:

Powergrid ER-I submitted:

- ✓ Shutdown has been availed on 2nd Dec 2025 and reconductoring work has commenced in 400KV Farakka-Kahalgaon D/C.
- ✓ Out of 94 ckt km of 400 kV Farakka-Kahalgaon D/C, reconductoring in 9 km has already been completed and work is under progress in 6 km.
- ✓ As materials have been received now, 2 additional gangs will be deployed to expedite progress in work.

234th OCC decision:

- Powergrid was advised to share the detailed work schedule i.r.o reconductoring, clearly delineating the details of constraints at each location.
- NTPC was advised to finalize the plan for Jackbus replacement at Farakka and accordingly communicate to Powergrid. ERLDC was requested to hold a separate meeting for further deliberation on the same.
- OCC advised ERLDC to convene weekly monitoring meeting to assess the progress.

Accordingly, ERLDC is conducting weekly monitoring meetings for reconductoring progress and so far, two meetings have been held on 08.01.2026 and 15.01.2026 respectively.

As of 15.01.2026, only 24 km out of 95 km has been completed.

As 400 kV Farakka–Kahalgaon D/C serve as important drawal points for the WB system, both lines are required to be in service before Summer-2026.

Powergrid/ NTPC may update. Members may discuss.

b) Bus split operationalization at NTPC Kahalgaon

As decided in **219th OCC** Meeting, a committee comprising of members from ERPC and ERLDC visited NTPC Kahalgaon on 17-10-2024 to assess the status of Bus splitting at 400kV level and way forward for operationalization of 400 KV Bus sectionalizer.

Following works need to be done to complete the installation of ICT 3 & 4:

1. Determination of underground cable conduit path for 400/132 kV ICT-3, 4 and 5 allocated for stage 2 supply.
2. Excavating the existing cable and relaying from Stage-1 132kV to New Stage-2 132kV switchyard, where ICT 3 & 4 will be connected.
3. Laying of additional 22.8 ckt. km control cable for STs.
4. Jumpering of ICTs in 132kV & 400kV level.
5. Bay equipment testing.

As per 54th TCC:

As the issue is long pending, TCC sought a firm timeline from NTPC for its completion.

- NTPC informed that the delay was caused by the intermittent rain and failure of a 132 kV power cable.
- He updated that to expedite the process, NTPC approached Bihar for providing the cable jointing kit. Bihar agreed to supply the required kit within a week and accordingly, the work is expected to be completed by August 2025.
- TCC advised NTPC to strictly adhere to the timeline and implement the bus splitting scheme at Kahalgaon within Aug-2025.

As per 229th OCC:

NTPC informed that 132 kV cable joining kit has been received from BSPTCL and as per the present work progress, KSTPP ICT 3 charging will be done by **15.08.2025**.

The expected bus splitting operationalization was expected to be completed by **Oct, 2025**.

As per 55th TCC:

NTPC informed the forum that, as per the current progress of works, idle charging of ICT-3 and ICT-4 is expected to be completed by **December 2025**, and bus splitting at NTPC Kahalgaon is tentatively scheduled for completion by **April 2026**.

55th TCC Decision

TCC took serious note of the inordinate delay in implementation of the bus splitting operational scheme at NTPC Kahalgaon, which is critical for reduction of fault level at Kahalgaon.

TCC advised NTPC to:

- Share weekly progress reports with ERPC and ERLDC.
- Expedite the bus splitting works to ensure completion strictly as per the submitted timeline.

NTPC may update. Members may discuss.

c) Update on Reconductoring of ISTS lines under Eastern Region Expansion Scheme-44

In 230th OCC meeting, PowerGrid informed that the reconductoring of Chuka Transmission System involves significant financial implications. As such, the Letter of Award (LOA) will be issued after the approval of the POWERGRID Board, the meeting for which is tentatively scheduled for the end of August 2025. Additionally, PowerGrid apprised that once the LOA is awarded, the reconductoring work of the Malda–Gazole section (18 km) will commence. The work is planned to be completed by the end of the upcoming winter, as the line is heavily loaded during the summer season.

As per 55th TCC:

PGCIL apprised the forum that as per the earlier commitments in 230th OCC meeting reconductoring of 220KV Malda–Gazole section (18 km) will be commenced on priority. However, LOA is not awarded yet.

WBSLDC submitted the following,

- The shutdown of the said line is only can be allowed during winter period since no progress has been made by PGCIL in this winter so the reconductoring work is now delayed by another one year which will have a serious impact on catering the increased load of WB leading to overloading of these lines.
- As a mitigating measure, Bus split operation at Gazole is required for limiting the line loading.

55th TCC Decision

- ✓ TCC critically noted the inordinate delay caused in carrying out the HTLS reconductoring of 220KV Malda–Gazole D/C which is very much essential to aid in operational flexibility WB.
- ✓ TCC also advised Powergrid to explore all the possibilities for diverting HTLS conductors from other projects on loan basis so that Reconductoring can be completed at the earliest and after LOA has been awarded the HTLS conductor may be returned to the concerned utility.
- ✓ TCC also opined that PowerGrid may take the help of WB for procurement of the required HTLS reconductor through a separate tender.

As per 55th ERPC:

Powegrid stated that **LoA** will be placed by **Jan'26**.

ERPC advised **Powergrid** to complete the reconductoring work **before onset of coming summer**. **Powergrid may update. Members may discuss.**

d) Intrastate Transmission Network Assessment & Mitigation – DVC:

Restoration of Koderma ICT

400/220KV, 315 MVA Koderma ICT-2 has been under outage since 02.06.2025 due to burnout. DVC has transported the 315 MVA regional spare ICT kept at Muzaffarpur as a replacement. At present, Koderma S/S is N-1 non-compliant due to the availability of only one ICT, which is also critically loaded especially during Solar hours. Further, the existing Koderma ICT-1 (in service) is experiencing DGA violations. Restoration of ICT-2 has therefore become critical to cater to the summer load requirements of the DVC system.

Implementation of SPS scheme for N-1 compliance of ICTs at Bokaro

Currently, Bokaro 400/220KV, 2x 315MVA ICTs are experiencing N-1 non-compliant. One SPS was proposed to safeguard the cascade tripping inside DVC system. A joint study was conducted on 22nd October 2025. Where SPS proposal and logic was discussed. Matters have been deliberated in all OCC meetings since 231st OCC meeting. **This SPS needs to be implemented before Summer 2026 on priority basis.**

As per 234th OCC:

DVC informed:

- ✓ The SPS will be implemented in two phases sequentially.
- ✓ In the first phase, SPS will be operational in two lines of Ramgarh (within next 20 days)
- ✓ The Second phase of SPS can be implemented only after Koderma ICT is put in service(expected by 15th Feb 2025).

234th OCC decision:

OCC advised DVC to implement SPS as per submitted timeline and expedite in putting the Koderma ICT to service.DVC may update.

DVC may update. Members may discuss.

e) Intrastate Transmission Network Assessment & Mitigation – West Bengal

Reference:

Modification of Existing SPS Scheme at Subhasgram (PG) with Undervoltage Logic

ERLDC in **231st OCC** Meeting dated **22.09.2025** proposed a modification to the existing SPS at Subhasgram (PG) to incorporate undervoltage logic with time delay, aimed at preventing voltage collapse in the Kolkata area by shedding some non-critical loads. **A state-level meeting was initially held by SLDC, West Bengal followed by another meeting on 08.12.2025 attended by ERLDC, POWERGRID, WBSLDC, WBSLDC, and CESC.** In these meetings, it was agreed that 200 MW of load would be configured under this modified scheme in the initial stage.

As per 234th OCC:

Powergrid ER-II updated that the undervoltage logic of SPS has been finalized that shall be shared by next week and the same shall be implemented at Subhasgram (PG) by the last week of January 2026, just after commissioning of the 6th ICT.

234th OCC Decision

OCC advised Powergrid along with all concerned stakeholders to strictly adhere to the timeline for UVLS implementation in intra-state network of WB, as submitted in the 55th TCC meeting dated 16.12.2025.

WB and Powergrid may share the update. Members may discuss.

f) Intrastate Transmission Network Assessment & Mitigation-Odisha

Reference:

Implementation of the Under Voltage Load Shedding (UVLS) scheme in the Odisha system has been under review since the 231st, 232nd, 233rd, and 234th OCC Meetings held on 22.09.2025, 24.10.2025, 22.11.2025, and 23.12.2025 respectively. The matter was also discussed in the recently concluded 55th TCC/ERPC meeting held on 16.12.2025 and 17.12.2025 at Kalimpong, West Bengal. The continued delay in implementation is posing increasing risks not only to the Odisha system but also to the Eastern Region as a whole during the forthcoming Summer-2026 period.

As per 234th OCC:

SLDC Odisha submitted:

The UVLS scheme will be made operational by **March 2026**.

234th OCC Decision

OCC directed SLDC Odisha to install the UVLS before summer 26 i.e. **March 26**.

SLDC Odisha may update. Members may discuss.

g) Construction of Nawada–Durgapur–Jeerat (New) 765kV corridor for improved reliability in the Eastern Region and improve reliability of power supply to Kolkata:

- ✓ To improve the reliability of power supply to Kolkata and adjacent areas, the ERES-47: Nawada – Durgapur – Jeerat (New) 765 kV corridor was planned following joint studies by the CTU. This scheme, aimed at strengthening the 765 kV interconnection, was approved during the 47th CMETS-ER (29-09-2025), with the final scope of work finalized in the 48th CMETS-ER (30-10-2025).
- ✓ The TCC has since advised the CTU to conduct a comprehensive joint study with WBSETCL and ERLDC to evaluate the implementation's pros and cons. Furthermore, this project is to be integrated with the Bikaner Phase-VI RE power evacuation scheme (extending to the Eastern Region).
- ✓ A detailed report was scheduled for submission to the ERPC by 31st December 2025.

As per 234th OCC:

WBSLDC submitted:

The proposed 765 kV corridor will definitely aid in ensuring reliable power supply to Kolkata if it is extended upto 765 kV New Jeerat(PG). Along with the proposed 765 kV corridor, associated 400 kV lines are also needed to support the system in event of crisis by catering to all critical load points.

234th OCC Decision

As directed in the 55th ERPC meeting, it was decided that a special meeting shall be convened involving ERPC, CTU, ERLDC, WBSETCL and WB SLDC wherein joint study report by CTU shall be discussed for stakeholder views/opinion. CTU was also requested to complete the study at the earliest.

WBSETCL may update. Member may discuss.

h) Establishment of proposed TCF-II 220/132/33 KV SS by WBSETCL

The proposal for the TCF-II 220/132 kV intra-state substation with ISTS connectivity (through D/C LILO of Siliguri PG–Kishanganj PG 220 kV HTLS line) proposed to meet the rising demand in the Ghoshpukur–TCF and adjacent areas. The scheme has undergone detailed discussion at CMETS-ER since May 2025, considering multiple operational scenarios. Studies indicate that, under N-1 contingency, the Binaguri PG–Siliguri PG line would load to 426 MW, which is above within 90% of the HTLS line’s thermal limit (450 MW) assuming a 1500 MW APD–Agra HVDC link setting.

The same matter was again discussed in West Bengal Resource Adequacy Studies, and it was proposed to set up a 400/220/132kV substation. The same matter was discussed in **55th TCC & ERPC meeting**. The matter was referred to West Bengal Resource Adequacy Studies held on **22nd December 2025**.

As per 234th OCC:

WBSLDC stressed the urgent need of TCF-II 220/132/33 KV S/S as there is no other source(adjacent generating station/line) to meet the load of upcoming 132 kV S/S at Ghoshpukur. This S/S is most likely to cater to the load of Data Centres to be setup in line with extant norms of Govt of India.

234th OCC Decision

OCC opined that the issue will be taken up in the special meeting to be convened by CEA on 24.12.2025. Based on the deliberations, further course of action will be framed in the next OCC.

WBSETCL may update. Member may discuss.

i) Restoration of 2nd ICT at Tenughat and upgrading 400 KV PVUNL- Tenughat line end termination at Tenughat:

Reference:

- ✓ Jharkhand is meeting a maximum demand of about 2,100 MW during Winter (December 2025 and January 2026). However, on several days, shortages in the range of 200-300 MW have been reported in Jharkhand despite commissioning of the Patratu 800 MW unit.
- ✓ These shortages are primarily attributed to frequent tripping of Tenughat units and thereby load restrictions in the Dumka/Gobindpur area due to inadequate transmission capacity. The constraints are mainly due to the availability of only a single ICT at Tenughat and loading restrictions on the 400 kV PVUNL–Tenughat line (earlier charged as 220KV Tenughat-Patratu) arising from non-availability of terminal equipment at Tenughat for power evacuation at 400 kV level. Additionally with Integration of 2nd Unit of PVUNL this loading will increase further and will aggravate the situation.

The following issues need to be addressed before Summer-2026:

1. Restoration of the second 400/220 kV, 315 MVA ICT at Tenughat.
2. Upgradation of the 400 kV PVUNL–Tenughat line-end terminations at the Tenughat end.

As per 234th OCC:

TVNL apprised:

- The 250 MVA ICT is very old (procured around 1996) and the same has not been charged till now.
- Electrical clearance of the ICT is pending as test reports are still awaited. Once electrical clearance is received, the ICT will be charged tentatively by 15th Jan 2026.

ERLDC informed:

One of the two ICTs procured at the same time, i.e 1996 was charged two years ago.

234th OCC Decision

- ✓ OCC expressed serious concern on the healthiness of the ICT which has not been loaded since procurement that may have exhausted its useful life.
- ✓ OCC also opined that this 250 MVA ICT is utmost essential to ensure reliable power evacuation from upcoming PVUNL unit-II.
- ✓ TVNL was urged to put the ICT to service but only after prudently assessing its healthiness and useful life to avoid recurrent outage followed by replacement in future. The same set of procedure for charging may be followed as for the other ICT charged two years back.

JUSNL may update. Members may discuss.

j) Methodology for Cost calculation with respect to the already commissioned 7th ICT (500 MVA,400/220 KV) at Subhashgram(PG) Substation

- As per MOM of the Meeting held at Vidyut Bhavan on 25.08.2023 under the Chairmanship of the Secretary, Dept. of Power, Govt. of West Bengal, it was decided that incremental charges associated with this will be borne by CESC. But...*"as Powergrid cannot claim the cost related to this interim arrangement directly from CESC and can claim only from WBSEDCL as DIC Discom, WBSEDCL shall pay all cost / incremental charges to PGCIL after realising the same from CESC through bilateral arrangement between CESC & WBSEDCL"*...
- It was also decided in the said Meeting that realisation of incremental cost from CESC shall commence after the subject ICT is commissioned as interim measure ICT at Subhashgram till commissioning of the 6th 500 MVA 400/220 KV ICT thereafter.
- Now the said 7th ICT has already been commissioned on 21.06.2024 and as per the latest communication received from PGCIL, the 6th ICT is scheduled to be commissioned thereafter by the second half of January, 2026.
- So, guidance on the methodology for calculation of the incremental cost was sought by CESC.

Deliberation in 234th OCC:

ERLDC summarized the deliberation in the special meeting convened by CEA on 22.12.2025 wherein the continuation of 7th ICT on permanent basis at Subhasgram(PG) after 2030 came up, though final decision to be taken by Member (Power System), CEA.

It was apprised that the exact load relief at Subhasgram(PG) can be ascertained in study only after getting the information on which lines will be shifted from Subhasgram(PG) to New Laxmikantapur .

WBSLDC submitted:

CEA's prediction on non-requirement of the 7th ICT at Subhasgram(PG) after 2030 takes into account the commissioning of New Laxmikantapur S/S by 2029 that is expected to provide around 30% load relief to Subhasgram(PG) . But, if timely commissioning of New Laxmikantapur S/S doesn't take place, there shall be extreme network congestion in absence of 7th ICT and hindering reliable power supply to Kolkata. Also this load relief to Subhasgram(PG) is computed considering all generators in service and in absence of any of the generators, data on power drawl pattern of CESC from all the drawl points is needed for predicting the exact quantum of load relief.

CESC affirmed the need of 7th ICT at Subhasgram(PG) to meet the rising demand of Kolkata city. As per their study, rise in their load beyond 2400 MW will entail increased power drawl from Subhasgram (PG).

It was further intimated that CESC has already paid Rs 12 crores to WBSETCL (comprising installation and PGCIL consultancy charges) and guidance was sought on modalities of incremental cost & VAR charges sharing with reference to the discussion held in the meeting dated 25.08.2023 under chairmanship of Secretary(Power), Govt of WB.

234th OCC Decision

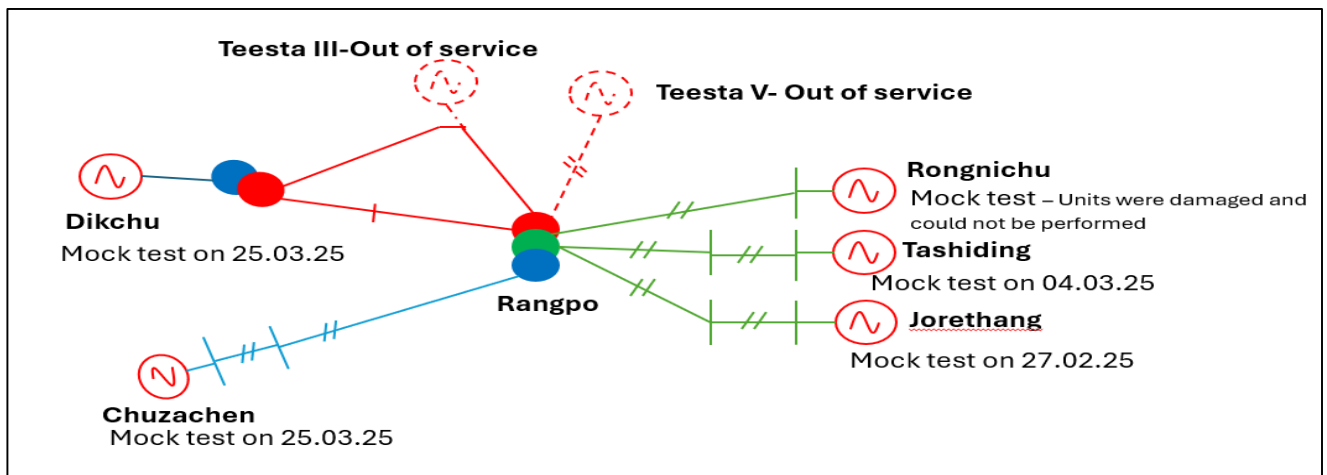
- ✓ As the planned transformation capacity is 500X2 MVA at the proposed New Laxmikantapur S/S, maximum 400 MW of load relief will be feasible from Subhasgram(PG) even after commissioning of New Laxmikantapur S/S(considering N-1 contingency). Also considering steady load growth, OCC assessed the permanent need of 7th ICT at Subhasgram(PG) that needs to be conveyed to CEA with all accessory data.
- ✓ **OCC opined that after the final decision is taken i.r.o. the 7th ICT at Subhasgram(PG) by CEA , the modalities of cost sharing between the two DISCOMs i.e WBSEDCL and CESC shall be finalized.**

Members may discuss.

k) Black start of ER Units in Sikkim Complex

A black start capable resource and its readiness are essential for grid resilience. As mandated under Clause 34(3) of the IEGC 2023, all users must conduct mock black start exercises annually, coordinated by the SLDC for state-level stations and by the RLDC for ISGS and IPP stations. In the Eastern Region, all black start capable ISGS and IPP units are located in Sikkim and are connected to the 400/220/132 kV Rangpo substation.

In eastern region all black start capable ISGS and IPP units are located in Sikkim and connected to 400/220/132 kV Rangpo substation as shown below:



During 2024–25, mock black start exercises were conducted at Jorethang, Tashiding, Chuzachen, and Dikchu HEPs. Only Tashiding could synchronize with Rangpo, and that too after an hour's delay, while the other HEPs could not complete synchronization.

In view of the recent difficulties in synchronizing hydro units during restoration trials, it is proposed that the implementation of auto-synchronization at Rangpo(PG) be prioritized. Without this facility, the manual synchronization process remains too restrictive, preventing hydro stations in the Sikkim cluster from successfully completing the mock black start exercises mandated by IEGC 2023. This poses a significant risk to the reliable restoration of the Sikkim grid and its integration with the rest of the regional system.

Deliberation in 234th OCC:

ERLDC apprised:

- ✓ Attempt was made for mock black start of Tashiding HEP on 12th December 2025 but synchronization was not possible due to large magnitude of angular difference (160 degrees) between the incoming machine and Rangpo(PG) bus. The BCU witnessed technical disruption and leading to failure of synchronization.
- ✓ Substantial delay is caused due to manual command in BCU, making frequency band too stringent for feasible synchronisation. Increasing frequency range in manual synchronization poses risk of machine falling out of step with the bus.
- ✓ On the other hand, implementation of auto-synchronization facilities at Rangpo(PG) will aid in smooth and faster synchronization with a wider range of frequency. Auto-synchronization facility is highly essential for successfully carrying out actual black start.
- ✓ This is leading to failure of mock black start exercise(as mandated in IEGC 2023) of all surrounding hydro generating stations in Sikkim connected to 400 kV Rangpo bus, which acts as the only synchronization point with rest of the grid.
- ✓ Last year mock black start of Tashiding HEP was successful but with long delay and generation loss.
- ✓ The issue was put in NCT meeting but was not agreed for the proposed modifications facilitating Auto-synchronization.

Powergrid stated:

- Implementation of Auto-synchronization facility is not feasible as per prevailing technical specifications and guidelines of CEA transmission planning criteria. With modification in technical specifications, procurement of dedicated synchronization panel can be done accordingly.
- Parameters and settings at the generator end should also be checked for proper synchronization.

234th OCC Decision

Powergrid was advised to explore feasibility of implementing auto-synchronization facility through BCU upgradation or other means at Rangpo in consultation with concerned OEM as well as considering the prevailing procedure being practised in other regions of the country for mock black start with auto-synchronization. **A detailed assessment report should be shared in the next OCC for further deliberation.**

An update was taken by ERLDC from different regions, regarding availability of the Auto-Synchronisation relay, which is as follows:

- **NER (North Eastern Region):** On 19th December 2025, a successful mock black start for Lower Subansiri HEP was conducted. Synchronization was successfully achieved at the BNC (PG) substation using the auto-synchronization facility available within the BCU. It is also gathered that other SAS-based substations in the NER are also equipped with this BCU-based auto-sync capability.
- **NR (Northern Region):** On 8th December 2024, synchronization for the Nathpa Jhakri and Rampur Hydro Stations was successfully carried out at the 400/220 kV Nalagarh (PG) substation. This was performed through the bus coupler utilising its integrated BCU-based auto-synchronisation facility.

In view of this, it is suggested either to expedite the implementation or upgradation of the BCU-based **auto-synchronization facility** at the Rangpo (PG) substation. This would align the substation with standard SAS-based architectures found at other PG stations.

Or

Alternatively, the **full auto-synchronization facilities** already available at the hydro generating stations could be deployed. By integrating these existing generator capabilities with the Rangpo (PG) bay controls, the system can achieve a wider frequency and phase-angle lock range, ensuring a smooth and reliable connection to the grid.

Powergrid and ERLDC may update. Members may discuss.

I) Restoration of 220KV FSTPP-LALMATIA-I

The line is out of service since long due to tower collapse. Presently 220 kV Farakka-Lalmatia line is charged (from loc no 241 to loc 84) at 132 kV voltage level for anti-theft purpose by tapping at loc. No. 100-101.

As per 55th TCC:

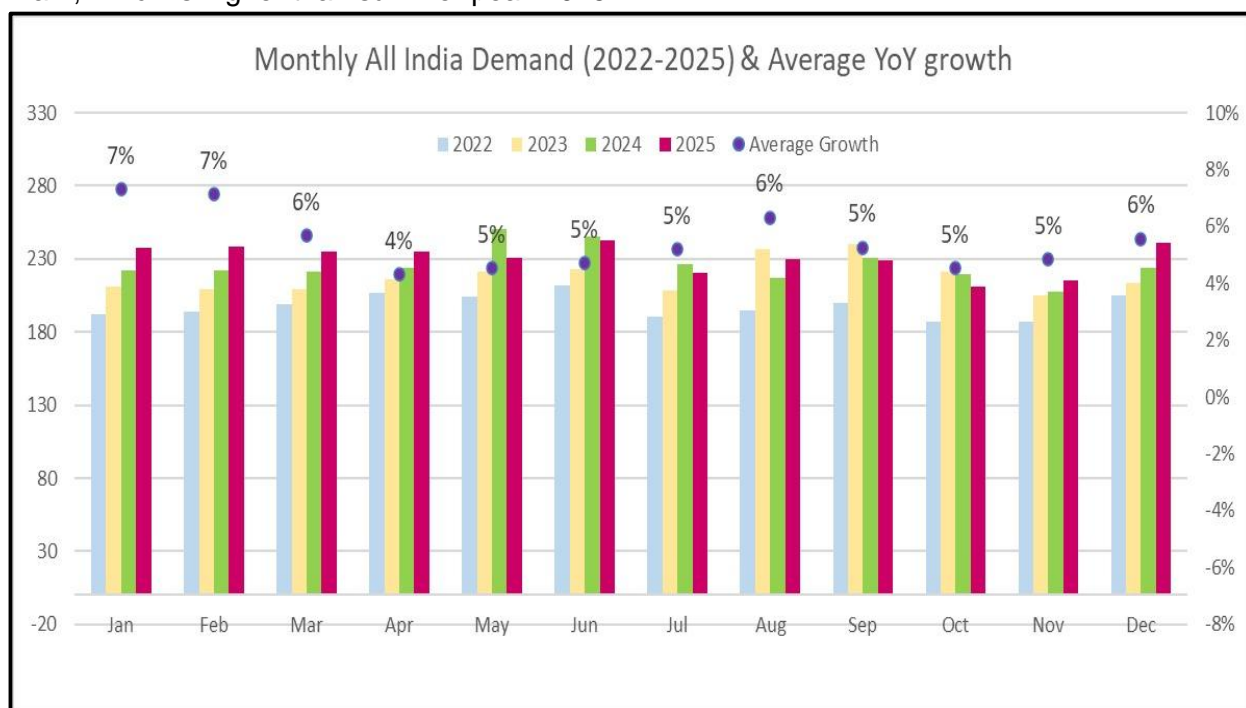
JUSNL updated that tower no 1 to 18 falls under West Bengal area out of these, foundation of tower 1 to 12 are pending due to local issues. They have taken up the matter with concerned District Administrations of West Bengal.

TCC advised WBSETCL to extend all support to JUSNL in this regard.

JUSNL may update. Members may discuss.

2.2 State-wise review and expeditious resolution of critical issues for ensuring reliable operation during Summer-2026: ERLDC

- All-India electricity demand has been witnessing a sharp and sustained growth over the past few years, with an annual growth rate in the range of 8–10%, driven by rapid urbanization, increased penetration of space-cooling loads, industrial recovery and changing consumption patterns. Notably, in December 2025, all India peak demand crossed 240 GW, registering an unprecedented 7.6% growth over the previous winter peak. As on 09.01.2026, all India demand crossed 245W mark, which is higher than summer peak 2025.



- In view of this emerging trend, Summer 2026 is expected to witness demand growth exceeding recent years trend, thereby placing exceptional stress on the transmission network and voltage support infrastructure. Anticipating these challenges, Eastern Region has proactively identified several critical pockets that are vulnerable under high-load and contingency conditions and require focused intervention to ensure secure, reliable, and resilient power supply. Timely implementation of identified corrective measures, particularly in load-dense and congestion-prone areas, is therefore essential to mitigate the risk of voltage instability, cascading outages, and large-scale supply disruptions during the forthcoming summer period.
- State-wise pending issues discussed in the OCC/TCC forums, which are still pending implementation are highlighted below:

West Bengal System:

1. **Intrastate Transmission Network Assessment & Mitigation – West Bengal**

Detailed in Agenda point B.1.(e).

2. **Commissioning of 500MVA ICT VI at Subhasgram (PG):**

On 10.01.2026, the 500 MVA ICT-6 at Subhasgram (PG) SS was successfully charged under no-load condition from the 400 kV side (with the 220 kV side EHV cables isolated), and no abnormality was

observed. However, due to failure of the R-phase cable termination on the 220 kV side, the transformer could not be put into on-load operation and is likely to require additional time for normalization.

POWERGRID/SLDC WB/CESC may update. Members may discuss.

3. Commissioning of Sagardighi Unit#5 (500MW)

Sagardighi Unit-5 (500MW) was first synchronized with the grid on 27.09.2025 at 21:01 hrs, after which multiple test synchronizations were carried out. As per records, the unit has been kept out of service since 20:16 hrs on 20.12.2025. Commissioning of the unit before Summer-2026 would significantly benefit the WB system, as it would reduce dependency on the 400 kV FSTPP–KHSTPP D/C line, which is currently under reconductoring.

SLDC WB/WBPDCL may update. Members may discuss.

Odisha System

1. Intrastate Transmission Network Assessment & Mitigation-Odisha

Detailed in Agenda point B.1.(f).

2. Committee Reports: Near Miss Event in Odisha System – 12th August 2025

- ✓ On 12th August 2025, at around 22:36 hrs, multiple tripping incidents occurred involving several 400 kV transmission lines in Odisha System. This resulted in a stressed system condition and a near-miss situation, wherein any further contingency could have led to a total system collapse in the **Meramundali, Mendhasal, New Duburi, Pandiabilli, and Baripada** areas, with a potential load loss of about **2,500 MW**.
- ✓ Pursuant to the discussions held in the 231st OCC meeting on 22.08.2025 at OPTCL Centre, Bhubaneswar, a committee comprising members from ERPC, ERLDC, SLDC, and OPTCL was constituted to frame short-term and long-term measures to prevent a blackout due to similar events in the future.
- ✓ The committee report is yet to be submitted.

SLDC Odisha may update. Members may discuss.

3. Commissioning of New ACPP-II Plant -Requirement of SPSs:

- ✓ Based on the decisions taken in the 233rd OCC meeting held on 21.11.2025 at the ERPC Secretariat, Kolkata, a special meeting to discuss SPS implementation at ACPP/JSPL was convened on 26.11.2025 under the aegis of ERPC in hybrid mode, with participation from JSPL, ERLDC, OPTCL/SLDC Odisha, and the ERPC Secretariat.
- ✓ As per the deliberations and minutes of the meeting, Member Secretary, ERPC, advised OPTCL to complete the site visit to M/s JSPL within the committed timeline to assess the existing protection scheme and its adequacy in handling grid contingencies and internal network disturbances.
- ✓ As per the latest information, the site visit was conducted on 11.01.2026 by OPTCL, and a meeting is proposed to be held for scheme finalization. The SPS implementation has already been delayed and needs to be expedited.

SLDC Odisha/STU Odisha/ACPP-II JSPL may update. Members may discuss.

Jharkhand system:

1. Restoration of 2nd ICT at Tenughat and upgrading 400 KV PVUNL- Tenughat line end termination at Tenughat

Detailed in Agenda point B.1.(i).

2. Reliable power evacuation of PVUNL

- ✓ Currently, PVUNL is evacuating its 800 MW (Unit-1) via the 400 kV PVUNL–Patratu–New Ranchi D/C link and 400 kV PVUNL–Tenughat S/C (limited to 200 MW). Notably, the conductor type of 400 kV PVUNL–Patratu section is Quad Moose, while the upstream 400KV Patratu–New Ranchi section is of Twin Moose. In the event of an outage of any one circuit of the 400 kV Patratu–New Ranchi D/C, the evacuation of 800 MW becomes critical.
- ✓ As information gathered, PVUNL (3 x 800MW) is scheduled to synchronize its second unit in mid-February 2026, with a tentative commissioning date in March 2026. It will be difficult to evacuate 1600 MW through the existing corridor. It is noteworthy to mention that All India demand is expected to touch 267GW in the ensuing Summer 2026, where every single MW would be crucial as part of resource adequacy.
- ✓ **400 kV Patratu–Latehar-Chandwa D/C** will serve as an important line of the PVUNL evacuation in the absence of planned evacuation system, in which 400 kV Chandwa–Latehar D/C is already operational. With the commissioning of the 400KV Patratu–Latehar link, PVUNL will be able to evacuate its entire generation, which would a great help for PVUNL and Jharkhand System. **Therefore, JUSNL needs to expedite the commissioning of the 400 kV Patratu–Latehar D/C before Summer 2026.**

SLDC Jharkhand/JUSNL may update.Members may discuss.

DVC system:

1. Restoration of Koderma ICT

Detailed in Agenda point B.1.(d).

2. SPS at Bokaro S/S

Detailed in Agenda point B.1.(d).

ISTS system

Reconductoring of 400kV Talcher-Meramundali and 400kV Farakka-Kahalgaon D/C

Detailed in Agenda point B.1.(a).

2.3 Power Export/import through Meramundali JSPL D/C: OPTCL

M/s JSPL has requested approval for export of 1000 MW and import of 700 MW through the existing 400 kV D/C connectivity from 400/220/132/33 kV GSS, Meramundali under different scenarios. The

said proposal has a significant impact on the **400 kV TSTPP- Meramundali** transmission line and, therefore, requires detailed scrutiny.
OCC is requested to deliberate to assess the system impact.

In this regard ,detailed observation and study report of OPTCL attached at **Annex B.2.3**

OPTCL may update.Members may discuss.

2.4 Appropriate bus arrangement at Dalkhola (PG) Sub-station: WB SLDC

- ✓ To ensure compliance with the (N-1) contingency criterion for the **220 kV Malda (PG)–Gajol D/C** lines, the existing summer-season operating practice involves a split-bus arrangement at Gajol (WBSETCL) on both the 220 kV and 132 kV sides, and a split-bus arrangement on the 220 kV side at **Dalkhola (PG)**. Under this configuration, the load at **Gajol (WBSETCL)** is distributed as follows:

Bus reference at Gajol	Source	220 kV side Transformers connected	132 kV side feeder/Trf connected
220 KV Bus I	Malda (PG) ckt I, II	160 MVA * 2 nos,	Gangarampur, Balurghat, Harischandrapur D/C, Kusmundi,Habibpur,Malda 160 MVA * 2 nos, 50 MVA Trf 1
220 KV Bus II	Dalkhola (PG) I, II	160 MVA *1 no	Samsi D/C, 50 MVA Trf 2

Bus arrangement in Dalkhola(PG) as per prevailing summer practice:

Bus Reference	Lines connected
220 KV Bus I	220 KV Kishanganj D/C, Dalkhola(WBSETCL) D/C
220 KV Bus II	220 KV Purnea D/C, Gajol D/C

- ✓ In view of the anticipated load growth in and around the Malda and Dinajpur districts, the forecasted load at Gajol from Dalkhola (PG) is expected to be in the range of 150–155 MW during the ensuing summer season. Further, in the event of upgradation of the concerned ICT to 200 MVA prior to summer, the load may increase up to 170 MW
- ✓ In this context, it is requested that ERLDC may kindly undertake the necessary system studies to finalise the appropriate bus arrangement at Dalkhola (PG) Sub-station, along with any other related Power Grid sub-stations, so as to ensure secure and reliable grid operation during the upcoming summer period.

WB SLDC may update.Members may discuss.

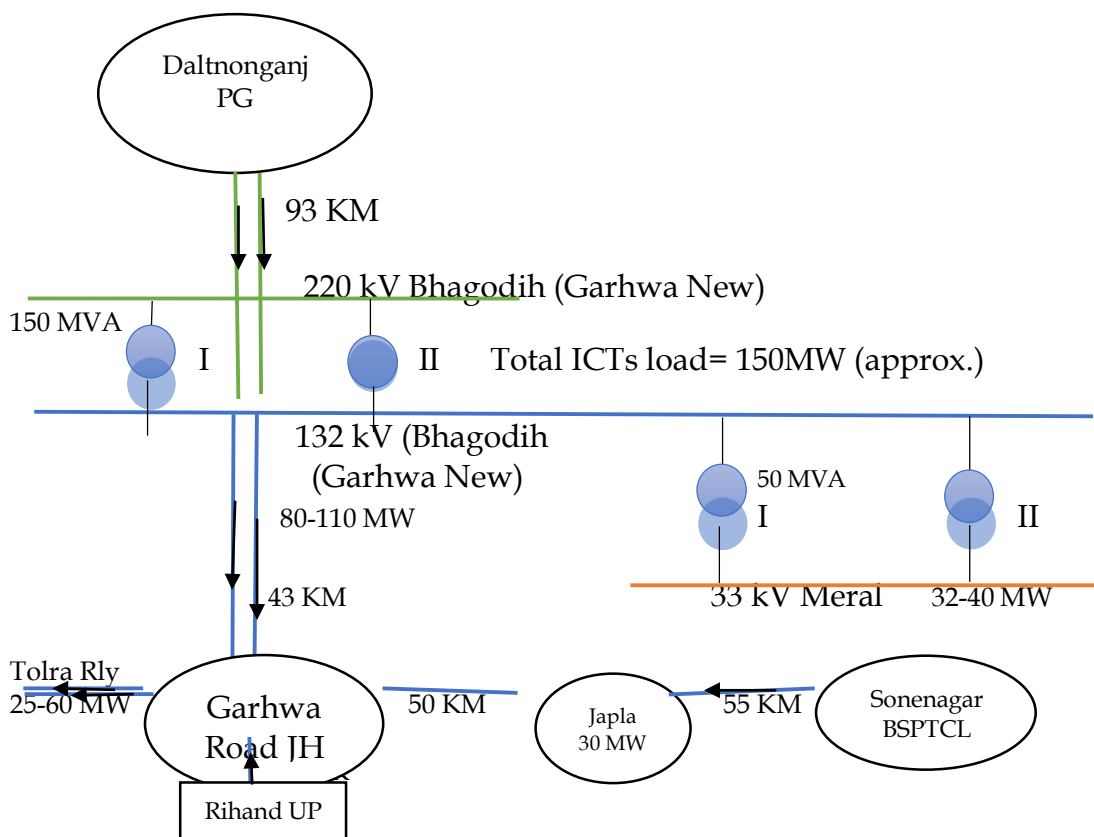
2.5 Discrepancy i.r.o Reactive Energy billing: WB SLDC

- ✓ During the month of December 2025, the Reactive Energy billing data indicates a reversal in the direction of MVAR flow between two groups of ICTs at Subhasgram (PG) Sub-station. One group comprising ICT-I and ICT-II shows positive MVAR flow, while the other group comprising ICT-III, ICT-IV, ICT-V, and ICT-VII shows negative MVAR flow.
- ✓ Since all ICTs are operated in parallel, such divergence in the direction of reactive power flow appears anomalous and technically inconsistent. An Excel statement is enclosed as an Annexure to substantiate the observed discrepancies(**Annex B.2.5**)

WB SLDC may update. Members may discuss.

2.6 Persistent low voltage profile at 220/132kV Grid sub-station, Garhwa (Bhagodih): JUSNL

- ✓ Since last two months i.e from November 2025, 220/132 KV Garhwa New (Bhagodih) GSS is facing low voltage issue.
- ✓ The incoming voltage coming from 400/220kV Daltonganj PGCIL Grid Sub-Station lowers up to 204 kV or lower during morning and evening hours at 220/132kV Grid sub-station, Garhwa (Bhagodih). Due to which all connected consumers specially EC Railway faces difficulty in their routine operational activities of goods train.
- ✓ The issue may be resolved for quality power supply to all valuable consumers including EC Railway.



Report of incoming system voltage attached at [Annex B.2.6](#)
JUSNL may update. Members may discuss.

2.7 Status of spare Transformer/ICT in Eastern Region: ERPC

As per CEA guidelines for **availability of spares** and inventories for power transmission system (transmission lines & substation/switchyard) assets, adequate cold spare for ICTs has to be maintained at regional as well as state level.

□ Key guidelines for determining spare as per the guidelines are provided below:

- **Regional level spare:** For regional power utilities (POWERGRID & Transmission licensees), the spare at regional level would be required for these assets. These spares should be increased, optimized and limited to double the quantities mentioned for State Level based on transmission line assets in that region in order to avoid unnecessary storage of inventories. (**Annexure B.2.7**)

- **State level spare:** The spares at 'State level' can be maintained at a centralized location which could be conveniently accessed to meet the emergency requirement of various substations/switchyards spread across the State.

- **Requirement of state level:** ICT and Shunt Reactor: One number single phase/three phase unit of each rating, as applicable

- **Utility for State level spare:** If there are five or more substations/switchyards (of same voltage class) of a utility in a State, the 'State Level' spares shall be maintained by the utility.

- **Replenishment of Consumed spare:** Replenishment of the consumed mandatory spares shall be made at the earliest but in any case, not later than six months from the date of its consumption depending on the criticality of equipment component/material.

With a significant rise in state demands and regional demand along with the number of ICTs, it would be desirable to have an adequate spare to improve reliability and resilience in case of any exigency. Recently, a substantial delay in restoration of damaged ICTs in eastern region has been observed. Thus, maintaining adequate regional and state level cold spare is important.

As per 55th TCC Meeting

- ✓ Powergrid representative informed that as per CEA guidelines adequate cold spare for ICTs has to be maintained at regional as well as state level. He added that the existing fleet of transformers of ER are considerably old and therefore sufficient spare management is required to ensure reliable power supply.

- Director(Op), OPTCL informed that they are assessing their spare requirements based on following factors:

- n-1 criteria at each substation
- Projected load growth
- Standardization of transformers as per CEA guidelines
- RLA of the existing transformers

WBSETCL suggested that an SOP may be formulated for assessment of spare requirement of the region.

55th TCC Decision

- ✦ **TCC advised Powergrid to reassess the spare requirement at ISTS level and submit it to ERPC secretariat for further deliberation in OCC meeting.**

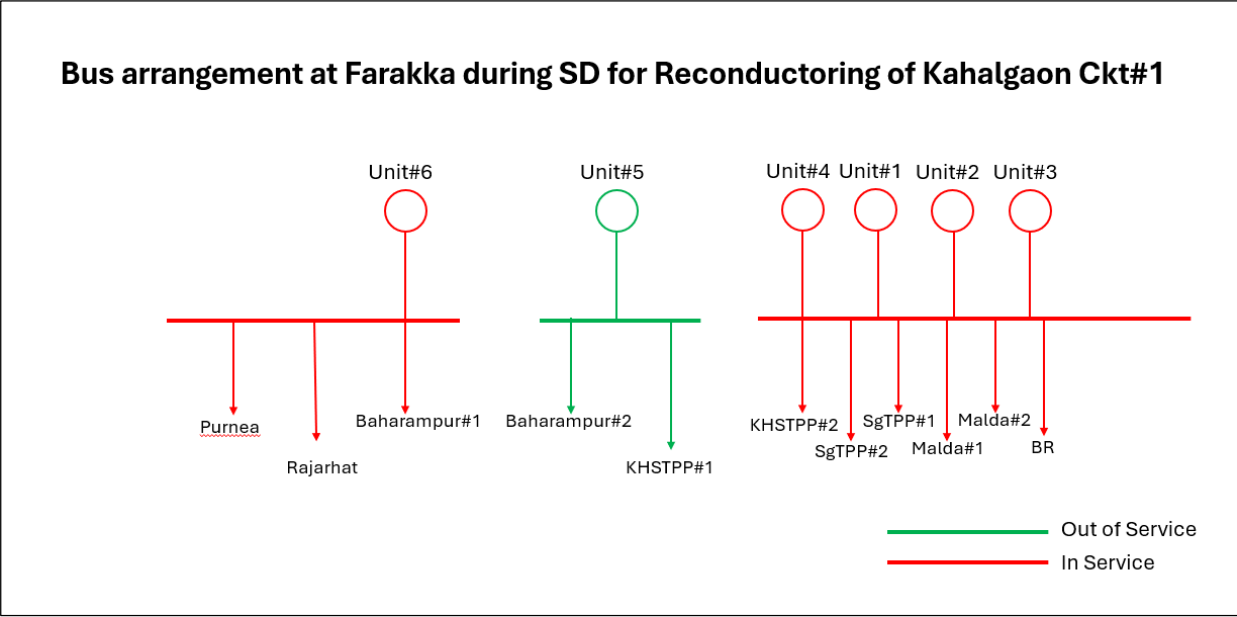
- ✦ TCC opined that a **SOP for evaluation of spare requirement at state level** may be formulated taking into consideration the factors adopted by OPTCL.

Consolidated details of spare ICTs in Eastern Regional pool maintained by Powergrid (ER-I,ER-II & Odisha Projects) attached at **Annex B.2.7**

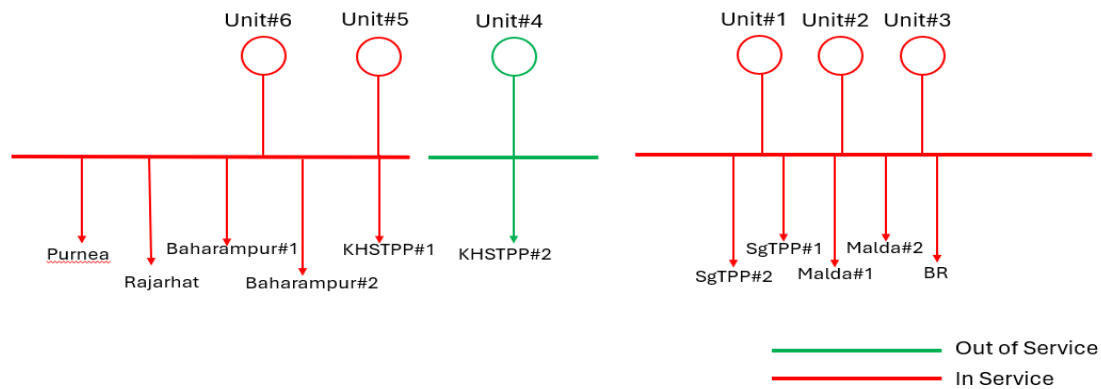
Powergrid and other Transmission licensees may update. Members may discuss.

2.8 Bus Segregation at NTPC Farakka to facilitate Jack Bus reconductoring works: ERLDC

- As a part of reconductoring works of 400kV Farakka-Kahalgaon D/C, Bay upgradation is to be done at both NTPC FSTPP and KHSTPP SS for which jack bus along with other bay conductors also needs to be changed from Twin Moose to Twin HTLS. In the 234th OCC meeting, POWERGRID cited that the need of both 400kV buses shutdown at NTPC Farakka thereby shutdown of all the units of FSTPP to execute the reconductoring job.
- Subsequently, an online meeting was conveyed by NTPC on 26th Dec'2025 to discuss the issue and find optimal solutions to reduce the unit outages. In the meeting, it was decided to explore feasibility of Bus segregation to reduce the unit outages. NTPC vide mail dtd. 30th Dec 2025 has intimated detailed plan for facilitating bus shutdowns at Farakka in Feb'26 In which it was proposed that bus segregation may be done at 400kV Farakka bus by isolating only the portion required for reconductoring work. This would require shutdown of Unit#5(500MW) along with Baharampur#2 and ST#3 during reconductoring works for 400kV Farakka-Kahalgaon #1 for three days as per the shutdown plan. Similarly, shutdown of Unit#4(500MW) would be required for three days during reconductoring works in terminal bays at Farakka for 400kV Farakka-Kahalgaon #2.
- Power flow studies on the proposed Bus segregation scheme were conducted by ERLDC and no major issues observed. However, necessary protection coordination during the shutdown period shall be ensured by NTPC Farakka.
- The Proposed Scheme as under:



Bus arrangement at Farakka during SD for Reconductoring of Kahalgaon Ckt#2



ERLDC may explain. Members may discuss.

2.9 Techno-Commercial implications of Bus shutdown at Farakka: NTPC

Farakka vide mail dated **30th December 2025** has intimated a detailed plan for facilitating **bus shutdowns at Farakka in February 2026** for carrying out scheduled maintenance activities.

ERLDC has intimated that **power flow studies for the proposed segregated bus operation have been carried out** and **no major issues have been observed** from a system operation perspective.

POWERGRID ER-II has also **concurred with the proposed shutdown schedule** and has intimated that **required materials will be made available by the first week of February 2026**, enabling execution of the planned maintenance works within the scheduled timeframe.

Need for Approval

While the shutdown plan has been technically assessed and agreed upon by all concerned agencies, **during the execution of maintenance works**, the following operational contingencies **cannot be completely ruled out**:

- Development of **hotspots** during maintenance activities
- **Unit tripping** or partial generation loss during segregated bus operation
- Associated impacts due to **forced outage**, if any

Such contingencies may lead to **commercial implications for NTPC**, including but not limited to:

- Loss of **Declared Capacity (DC)**.
- Increase in **oil consumption due to FO or Partial Outage**.
- **DSM charges** or loss of incentive.
- Other incidental commercial losses attributable to maintenance-related system constraints

Submission

In view of the above, it is submitted that **any commercial losses incurred by NTPC during the said maintenance period**, arising due to:

- Bus shutdown–related operational constraints
- Development of hotspots
- Unit tripping or forced outages attributable to the approved maintenance activities.

may be **covered / compensated**, so that **NTPC does not suffer financial disadvantage while undertaking system-critical maintenance works agreed upon by all stakeholders**.

The proposed maintenance is essential for system reliability and has been duly coordinated with ERLDC and POWERGRID. Granting approval for coverage of potential commercial losses will facilitate smooth execution of the shutdown activities without exposing NTPC to undue financial risk.

Approval of the **OCC** is solicited for:

Coverage of commercial losses to NTPC, including DC loss, oil consumption, DSM impact, and any other incidental losses, if incurred during the execution of the approved bus/line shutdown and maintenance activities at Farakka.

NTPC may explain. Members may discuss.

2.10 Portal for entry of Schedule discrepancies and feedback Mechanism: NTPC

Schedule discrepancies such as ramping issues, change in schedule in same block, software issues or any other technical issues observed during real time is being informed to **ERLDC** control room through mail by Shift In charge and same is again verified and shared to **ERLDC** final Scheduling Group by Station through email on D+1 day , however it has been observed many a times issues remain unresolved and no feedback received for resolution of the discrepancy . Later on, during corroboration with REA, such discrepancies come into notice without resolution which leads to financial losses.

SRLDC & NRLDC have developed portal with login credentials to generators in their control for better tracking, resolution & feedback on real time schedule discrepancies

Portals snapshots are as below:

<https://webapps.erldc.in/Forecast/Account/Login.aspx>

Forecast Monitoring & Schedules Correction System



Username
Password
J D 4 9 8
Enter above text
Log In

New User

New User (By Category)



- ✓ Portal may be developed by **ERLDC** for entry /posting of such issues of schedule discrepancies by the generator for better tracking, resolution & feedback In line with portal developed by SRLDC & NRLDC.
- ✓ Partial outage and Forced outage communication may also be included in the portal with mechanism to upload proof regarding the same.

NTPC and ERLDC may update. Members may discuss.

2.11 Reliable evacuation of power from PVUNL: NTPC

1. Standardized Shutdown Approval Mechanism for 400 kV GIS at PVUNL

A standardized and well-defined mechanism may kindly be finalized for availing shutdowns of 400 kV GIS–connected elements at PVUNL. The proposed framework should address the following categories:

- a) Preventive maintenance activities
- b) Short-notice critical works
- c) Emergencies.

The procedure should also define the workflow for shutdown application and approval, including access to the ERLDC online portal, coordination protocols, and communication requirements among PVUNL, SLDC, and RLDC.

2. Prior Intimation of Line Shutdowns and Power Evacuation Constraints

Any planned or emergent shutdown of transmission lines or power evacuation systems associated with PVUNL may kindly be communicated well in advance. Timely intimation is essential for coordinated operational planning and to avoid adverse conditions, including the risk of blackout at PVUNL.

3. Reliability and Redundancy of Communication Links

Frequent failures of the existing communication link with PVUNL (Real time data CH-1/2, PMU, AGC CH-1/2, VOIP and AMR are communicated over these links), coupled with the absence of a redundant communication path, pose a significant operational risk. Immediate measures are requested to establish communication redundancy and enhance the overall reliability of real-time data exchange.

4. Integration of PVUNL Substation and Connected Network into UNMS

PVUNL substation, along with substations under the jurisdiction of SLDC connected to PVUNL, may kindly be fully integrated into the Unified Network Management System (UNMS). This will facilitate centralized monitoring, faster fault identification, and improved system visibility.

5. Third-Party Protection Audit of Katia Substation

A comprehensive third-party protection audit of Katia Substation is requested to evaluate the adequacy, coordination, and reliability of the existing protection schemes and to recommend corrective measures, wherever required.

6. Shutdown Requirement of Bay-417

A shutdown of Bay-417 is required to rectify an identified issue wherein the polarity of one core of the Current Transformer (CT) is reversed. Timely approval of the shutdown is requested to enable necessary corrective action and ensure protection integrity.

NTPC may explain. Members may discuss.

2.12 Shutdown proposal of Thermal generating units from the month of January to March 2026: ERPC

The approved shutdown schedule as per 234th OCC is as below:

Maintenance Schedule of Thermal Generating Units of ER during 2025-26									
System	Station	Unit	Capacity (MW)	LGBR Approved		No. of Days (as per OCC)	OCC Approved		Reason
				From	To		From	To	
NTPC	NABINAGAR STPP	2	660	5-Jan-26	18-Feb-26	-	Not required.		AOH
	FARAKKA STPS	6	500	15-Jan-26	18-Feb-26	30	15.01.2026	14.02.2026	AOH
	BARAUNI TPS	9	250	01.12.2025	30.12.2025	45	01.01.2026	15.02.2026	AOH
	BARAUNI TPS	8	250	15.03.26	31.03.26	-	Not required.		AOH
DVC	MEJIA TPS	8	500	11-Jan-26	4-Feb-26	-	Not required.		BOH
	MEJIA TPS	6	250	03-12-2025	06-01-2026	34	28.12.2025	31.01.2026	AOH-R&M
	MEJIA TPS	7	500	29-08-2025	25-09-2025	34	06.02.2026	12.03.2026	AOH-R&M
	KODARMA TPP	2	500	11-Feb-26	17-Mar-26	-	Not required.		AOH
	KODARMA TPP	1	500	05-10-2025	01-11-2025	34	10.12.2025	13.01.2026	AOH
WBPDCCL	BANDEL TPS	5	210	3-Feb-26	9-Mar-26	7	05.02.2026	12.02.2026	Boiler License renewal
	SANTALDIH	5	210	27.12.25	30.01.26	34	03.01.2026	06.02.2026	BTG OH+De-Nox
	SAGARDIGHI	1	210	05.08.25	08.09.25	34	04.01.2026	07.02.2026	AOH
	KOLAGHAT	3	210	10.02.26	16.03.26	35	08.12.2025	11.01.2026	AOH

	KOLAGHAT	4	210	15-07-2025	08-08-2025	25	Not required now. To be availed in next FY.	ESP R&M
--	----------	---	-----	------------	------------	----	---	---------

NTPC vide mail dated 15.01.2026 has requested:

- ✓ The agency engaged for OH works of Boiler of Unit-6 has now refused to take up the job. So we are in the process of engaging new agency for the work and propose to defer the OH. It is now proposed to take the AOH of **Unit-6** from 01.03.2026.
- ✓ Overhauling of **FSTPS Unit-6** may please be allowed from **01.03.2026** to **31.03.2026**.

All ER thermal generating units may peruse and update on any modification.

Members may discuss/update.

2.13 Shutdown Program of Hydro power plants

Annual maintenance of RANGIT HEP

NHPC has submitted maintenance schedule of **RANGIT HEP** as follows:

Power Station	Unit	Capacity	Nature of outage (Partial/ Complete)	Proposed Shutdown Period		Reason for Shutdown
				From	To	
RANGIT	UNIT #1	20 MW	Complete	03.04.2026	26.04.2026	Annual Maintenance
	UNIT #2	20 MW	Complete	05.01.2026	28.01.2026	Annual Maintenance – already in progress
	UNIT #3	20 MW	Complete	31.01.2026	31.03.2026	Capital Maintenance

NHPC may update. Members may discuss.

2.14 Resource Adequacy assessment using Probabilistic Resource Adequacy Suite (PRAS): ERLDC

- ERLDC has been carrying out Resource Adequacy assessment for the Eastern Region on Intra-Day, Day-Ahead, Week-Ahead, Month-Ahead, and Year-Ahead timeframes using a stacking-based deterministic approach based on ERLDC demand forecasts, planned generation outages as per LGBR, and historical trends.
- ERLDC has started using doing Probabilistic Resource Adequacy assessment for Month ahead basis for individual States using the Probabilistic Resource Adequacy Suite (PRAS). The assessment is carried out using Monte Carlo simulation with 10,000 scenarios, wherein generator forced outages are modelled probabilistically.

- The assessment considers ERLDC demand forecasts (based on historical SCADA data), forced outage rates derived from past 7-year outage data, planned outages as per LGBR, and hydro/storage generation based on past 3-year trends.
- Based on simulation results of PRAS, a consolidated report of month ahead resource adequacy is being generated and communicated to states via email from January-2026 onwards.

A summary table for **Feb 2026** Assessment is shown below.

State	Maximum Shortage MW	Maximum Shortage MW Day	Maximum MU shortage	Maximum MU shortage Day	Average LOLE	Maximum Surplus MW	Maximum Surplus MW Day
West Bengal	713	17-02-2026	1.71	17-02-2026	0.03	3,159	22-02-2026
Bihar	0.26	07-02-2026	0.00042	07-02-2026	0.00	5,686	18-02-2026
Jharkhand	4	18-02-2026	0.01	18-02-2026	0.00	1,384	23-02-2026
DVC	331	06-02-2026	3.54	07-02-2026	0.32	711	04-02-2026
Odisha	313	04-02-2026	1.39	28-02-2026	0.09	2,458	06-02-2026
Sikkim	4	18-02-2026	0.00	18-02-2026	0.00	113	02-02-2026

The detailed report is attached in **Annexure B.2.14**
ERLDC may explain. Members may discuss.

2.15 Verification of Average Generation/Demand data for assessment of Frequency Response Obligation (FRO) for FY 2026-27: ERLDC

•IEGC Reg. 30(10) (f) mandates that the “Frequency Response Obligation (FRO) of each control area shall be assessed by NLDC and the same shall be informed to all control areas by 15th of March every year for the next financial year.” Accordingly, NLDC is in the process of calculating the FRO for each control area for the FY 2026-27. Annexure-2 of IEGC provides that the minimum FRO of each control area in MW/Hz shall be calculated as:

- $$FRO = \frac{\text{Control Area average Demand} + \text{Control Area average Generation}}{\text{Sum of average demand of all control areas} + \text{Sum of average generation of all control areas}} \times \text{minimum all India Target Frequency Response Characteristic}$$

•Accordingly, ERLDC has computed the Average generation of all the ISGS/Central Sector IPPs and Average Generation and Demand data of State control areas of Eastern Region which has been communicated to the concerned utilities for verification vide mail dated 12th January,2026.

Following data has been used for calculating the average value of Demand and generation:

1. Daily power supply position demand MU is collected for 365 days, and then average MW demand is calculated for state control area
2. Daily power supply position state internal generation MU is collected for 365 days, and then average MW generation(A) is calculated for state control area. Similarly for internal RE generation(B) of state is calculated. State internal average generation without RE is then calculated by A-B.
3. For all generating station under RLDC jurisdiction which are eligible for primary frequency response, average generation is calculated by 15min SEM data average over one year time period.

All the ISGS/IPP and states are requested to verify the data at the earliest for finalization of FRO calculation for the year 2026-27 at the earliest.

ERLDC may explain. Concerned constituents may update. Members may discuss.

2.16 Type Test Report for spare HT equipment: MPL

- In last U#1 outage, GT R phase was replaced with spare GT.
- Apart from various test reports, RIO had asked for type test report (**not older than 5 years**) of the **spare GT** for taking the same in service.
- The GT was procured a decade back and it was not possible to furnish type test report of the same. so type test report of similar higher rating transformer from Mundra was furnished.
- The OCC forum is requested to discuss and finalize on necessity, difficulty, and alternatives of type test report for taking any spare HT equipment in Grid.

MPL may explain. Members may discuss.

2.17 Certification of Non-ISTS lines carrying ISTS power: ERPC

DVC & OPTCL have requested certification of their non-ISTS lines carrying ISTS power vide letter dated 03.12.2025 and 15.12.2025 respectively. (attached at **Annex B.2.17**)

Members may discuss.

2.18 Data Collection for monitoring Pan-India Captive Generating Capacity: ERPC

- In the meeting taken by **Secretary (Power)**, Govt of India on **17.12.2025**, it was decided that the State Chief Electrical Inspectors (CEIs) / State Load Despatch Centres (SLDCs) shall act as the nodal agencies for collection of **Captive Generation & Open Access** data for their respective States.
- It was further decided that the **Regional Power Committees (RPCs)** shall act as the nodal coordinating agencies for consolidation and compilation of the data at the regional level on **monthly basis**.

Hence, all **SLDCs** are requested to send the data of the particular month by **10th** of the subsequent month as per the format shared via email.

Members may discuss.

ADDITIONAL AGENDA

2.19 Shutdown request of 400 kV DC Jeypore–Gajuwaka for ongoing works on NH-130 : NHA

- ✓ NHA has requested for shutdown of the **400 kV DC Jeypore–Gajuwaka** EHT transmission line (Tower 179–180) at Project Chainage Ch. 319+330 under NH-130CD, Package OD-6, for facilitating the shifting works essential for completion of the project.
- ✓ The proposed shutdown period is **15th February 2026 to 1st March 2026 (15 days)**, as detailed in the attached communication. (**Annex B.2.19**)
- ✓ This is for kind consideration and confirmation at the earliest to enable timely execution of the shifting work.

Powergrid Odisha may respond. Members may discuss.

2.20 Decapitalization of 50 MVAR Bus Reactor -1 (3 X 16.67 MVAR) at Durgapur S/S on account of upgradation: POWERGRID

According to office Memorandum dated on 17.01.2023 (Ref ; C/CTU/AI/00/10th CCTP). new 420KV, 1X125 MVAR three phase bus Reactor along with associated bay equipment has been installed at Durgapur Substation.

- i) 125 MVAR CGL make (SI No – BHR11495-02) Bus Reactor -V has energized on 05.12.2025 and subsequently declared for commercial operation.
- ii) Existing 3x16.67 MVAR Bus Reactor -I (Make – CGL; SI No R Phase – 24893; Y Phase -24894; B Phase – 24895) which was Commissioned on 05.03.1991 and already elapsed more than 34 Years of service. Further as per CTU OM, it is deliberated that, on successful charging of 125 MVAR Bus Reactor-V, subject 50 MVAR Bus Reactor-1 will be discontinued from service.
- iii) In this regard it is placed before forum for information that, subject Reactor will be decapped from service w.e.f 05.12.2025.

Members may note.

3. PART-C: ITEMS FOR UPDATE/FOLLOW-UP/INFORMATION

3.1. ER Grid performance during December 2025

The average and maximum consumption of Eastern Region and Max/Min Demand (MW), Energy Export for the month December-2025 were as follows:

AVERAGE CONSUMPTION (MU)	MAXIMUM CONSUMPTION(MU)/ DATE	MAXIMUM DEMAND (MW)	MINIMUM DEMAND (MW)	SCHEDULE EXPORT	ACTUAL EXPORT
		DATE / TIME	DATE / TIME	(MU)	(MU)
464 MU	488 MU, 31.12.2025	24054 MW, 25.12.2025 at 17:56 Hrs.	14086 MW, 08.12.2025 at 03:14 Hrs.	5691	5804

ERLDC/ERPC may highlight the performance of the ER grid.

3.2. Non-Submission of FRC data in stipulated time-frame: ERLDC

Adhering to IEGC clauses 30.8 and 30.10.(a) to 30.10.(q), generating stations within the Eastern region are required to submit essential data to ERLDC within two days of receiving a notification regarding a reportable frequency event. Additionally, according to clause 30.10.(n), all control areas within the eastern region must assess their frequency response characteristics and share the evaluation, along with high-resolution data, with the ERLDC. Therefore, timely submission of primary response data is crucial for compliance with the IEGC.

Hence all are again requested to follow the stipulated timeline and submit the data to ERLDC and also fill the google sheet below to include the email address where notifications of reportable events should be sent.

The latest data receipt status is given below: (as on **14.01.2026**):

STATIONS		11-05-2025 16:51 HRS	12-06-2025 13:34 HRS	16-06-2025 11:51 HRS	22-07-2025 19:46 HRS	29-07-2025 14:55 HRS	01-09-2025 14:57 HRS	24-09-2025 11:04 HRS	24-09-2025 11:32 HRS	15-10-2025 12:11 HRS	16-12-2025 06:34 HRS
FSTPP #STG 1 & 2	ISGS										
FSTPP # STG 3	ISGS										
KhSTPP #STG 1	ISGS										
KhSTPP #STG 2	ISGS										
TSTPP #STG 1	ISGS										
Barh stage-1	ISGS										
Barh stage-2	ISGS										
BRBCL	ISGS										
Darlipalli	ISGS										
North Karanpura	ISGS										
NPGC	ISGS										
TEESTA V	ISGS										
Dikchu											
IBEUL (JSW UTKAL)/INDBHARAT	IPP										
GMR	CPP										
MPL	CPP										
ADHUNIK	CPP										
JITPL	CPP										
TEESTA III	CPP										
Bihar	STATE										
Jharkhand	STATE										
DVC	STATE										
OPTCL	STATE										
WB	STATE										
Updated as on	14.01.2026										
	Received										
	Not Received										
	Plant Out										
	Data freeze at plant										

Hence all are again requested to follow the stipulated timeline and submit the data to ERLDC and also fill in the google sheet below to include the email address where notifications of reportable events should be sent.

https://docs.google.com/spreadsheets/d/1slvAOmQIEQVIMn0LnB78eKMa2sz2QYICZ-sPEpeV_ik/edit?usp=sharing

234th OCC Decision: -

- All generators were advised to regularly share high resolution data against each reportable frequency event with ERLDC on time to facilitate accurate assessment of FRP for respective control areas.
- All generating utilities were also urged to update the google sheet (link mentioned above) with email address where notifications of reportable events will be shared.

ERLDC may explain and all SLDCs may update. Members may discuss.

3.3. Regarding Non-Submission of Forecasting Data from States: ERLDC

Clause 2 of Regulation 31 of IEGC 2023 has mandated all the SLDCs to timely submit the demand estimate data to the respective RLDC and RPC.

Current data submission status is given in the table below: Hence it is again requested to all the concerned for timely submission of demand estimation data to ERLDC. This collaboration is essential for effective planning and preparedness to meet the region's electricity demands efficiently and reliably. Latest Forecast and Resource Adequacy Data receipt status at ERLDC is shown below:

4. PART-D: OPERATIONAL PLANNING

4.1. Anticipated power supply position for February-2026

The abstract of peak demand (MW) vis-à-vis availability and energy requirement vis-à-vis availability (MU) for the month of February-2026 is prepared by ERPC Secretariat (**Annexure D.1**) on the basis of LGBR for 2025-26 and feedback of constituents, keeping in view that the units are available for generation and expected load growth etc.

Members may update.

4.2. Major Thermal Generating Units/Transmission Element outages/shutdown in ER Grid (as on 13-01-2026)

SL No	STATION	STATE	AGENCY	UNIT NO	CAPACITY (MW)	REASON(S)	OUTAGE DATE
1	NABINAGAR (NPGC)	BIHAR	NTPC	1	660	ANNUAL OVERHAULING	01-Dec-2025
2	NABINAGAR (BRBCL)	BIHAR	NTPC	1	250	GENERATOR STATOR EARTH FAULT	04-Dec-2025
3	KOLAGHAT	WEST BENGAL	WBPDC	3	210	CAPITAL OVERHAULING	11-Dec-2025
4	TSTPP	ODISHA	NTPC	1	500	ANNUAL OVERHAULING	15-Dec-2025
5	KODERMA	DVC	DVC	1	500	ANNUAL OVERHAULING	17-Dec-2025
6	NABINAGAR (BRBCL)	BIHAR	NTPC	2	250	GENERATOR END WINDING VIBRATION IS RUNNING HIGH	31-Dec-2025
7	SAGARDIGHI	WEST BENGAL	WBPDC	1	300	ANNUAL OVERHAULING	04-Jan-2026
8	BUDGE-BUDGE	WEST BENGAL	CESC	2	250	ANNUAL OVERHAULING	07-Jan-2026
9	MEJIA TPS	DVC	DVC	2	210	STATOR EARTH FAULT	07-Jan-2026
10	NORTH KARANPURA	JHARKHAND	NTPC	1	660	TRIPPED ON BOILER TUBE LEAKAGE	11-Jan-2026
11	SANTALDIH TPS	WEST BENGAL	WBPDC	5	250	ANNUAL OVERHAULING	12-Jan-2026
12	PVUNL	JHARKHAND	PVUNL	1	800	TRIPPED ON BOILER TUBE LEAKAGE	12-Jan-2026
13	Sterlite	ODISHA	SEL	3	600	TRIPPED ON APH PROBLEM	12-Jan-2026
14	TENUGHAT	JHARKHAND	TVNL	1	210	CLASS A PROTECTION OPERATED DUE TO EXCITATION TRANSFORMER FAILURE	12-Jan-2026
15	BOKARO-A'	DVC	DVC	1	500	TRIPPED ON BOILER TUBE LEAKAGE	12-Jan-2026
16	BARH	BIHAR	NTPC	1	660	TRIPPED ON BOILER TUBE LEAKAGE	13-Jan-2026
17	HEL HIRANMAYEE	WEST BENGAL	HEL	2	150	TRIPPED DUE TO ASH CONVEYING ISSUE	13-Jan-2026

All Generating stations are requested to update expected restoration time and reason outage to ERLDC/ERPC on weekly basis in case of any change at their end.

Major Generating stations Out on Reserve Shutdown due to low system demand:

SL No	STATION	STATE	AGENCY	UNIT NO	CAPACITY (MW)	REASON(S)	OUTAGE DATE
1	SOUTHERN	WEST BENGAL	CESC	1	67.5	RESERVE SHUT DOWN	03-Oct-2025

Hydro Unit Outage Report: -

S. NO	STATION	STATE	AGENCY	UNIT NO	CAPACITY (MW)	REASON(S)	OUTAGE DATE
1	TEESTA STG III Hep	SIKKIM	TUL	1 to 6	200 X6	Sudden cloudburst at glacier fed LOHNAK Lake followed by huge inrush of water in Teesta River and damage of Teesta III Dam & downstream Powerhouses	04-Oct-2023
2	TEESTA STG III Hep	SIKKIM	TUL				
3	TEESTA STG III Hep	SIKKIM	TUL				
4	TEESTA STG III Hep	SIKKIM	TUL				
5	TEESTA STG III Hep	SIKKIM	TUL				
6	TEESTA STG III Hep	SIKKIM	TUL				
7	TEESTA HPS	SIKKIM	NHPC	1 to 3	170 X3	Sudden cloudburst at glacier fed LOHNAK Lake followed by huge inrush of water in Teesta River and damage of Teesta III Dam & downstream Powerhouses	04-Oct-2023
8	TEESTA HPS	SIKKIM	NHPC				
9	TEESTA HPS	SIKKIM	NHPC				
10	CHIJPLIMA HPS / HIRAKUD II	ODISHA	OHPC	1	24	CAPITAL OVERHAULING	15-Dec-2023
11	BALIMELA HPS	ODISHA	OHPC	6	60	INITIALLY UNIT WAS OUT DUE TO SEVERE WATER LEAKAGE FROM	06-Jan-2025

						TURBINE, LATER UNIT WAS TAKEN UNDER REPAIR AND MAINTENANCE WORK FROM 00:00 HRS OF 16.01.25	
12	BALIMELA HPS	ODISHA	OHPC	5	60	REPAIR AND MAINTENANCE WORK	16-Jan- 2025
13	SUBARNREKHA HPS	JHARKHAND	JUUNL	1	65	DAMAGE IN CIVIL STRUCTURE NEAR PENSTOCK BLOCKING WATER FLOW.	20-Mar- 2025
14	SUBARNREKHA HPS	JHARKHAND	JUUNL	2	65	DAMAGE IN CIVIL STRUCTURE NEAR PENSTOCK BLOCKING WATER FLOW.	20-Mar- 2025
15	BURLA HPS/HIRAKUDI	ODISHA	OHPC	7	37.5	ABNORMAL SOUND FROM SLIP RING AREA	18-Sep- 2025
16	BALIMELA HPS	ODISHA	OHPC	4	60	ANNUAL MAINTENANCE	25-Oct- 2025
17	INDRAVATI	ODISHA	OHPC	4	150	MIV REPLACEMENT WORK	12-Dec- 2025
18	TASHIDING	SIKKIM	DANS	2	48.5	ANNUAL OVERHAULING	15-Dec- 2025
19	RENGALI HPS	ODISHA	OHPC	2	50	ANNUAL MAINTENANCE	29-Dec- 2025
20	CHUZACHEN	SIKKIM	GATI	1	55	ANNUAL MAINTENANCE	01-Jan- 2026
21	RANGIT HPS	SIKKIM	NHPC	2	20	EARLIER OUT DUE MIV SEAL REPLACEMENT, TAKEN UNDER ANNUAL OVERHAULING FROM 05/01/2026	02-Jan- 2026

22	TASHIDING	SIKKIM	DANS	1	48.5	WATER LEAKAGE FROM PENSTOCK (UPSTREAM SIDE)	06-Jan-2026
----	-----------	--------	------	---	------	---	-------------

4.3. Long outage report of transmission Element (MORE THAN 01 WEEK) (As on 13.01.2026):

Transmission Element / ICT	Outage From	Reasons for Outage
220/132 KV 100 MVA ICT II AT LALMATIA	22-01-2019	220/132KV, 100MVA Transformer (NTPC side) is charged on 07.02.2024 from HV side on no load. Now, it is in idle charged condition
220KV-FSTPP-LALMATIA-I	21-04-2021	Two nos. of tower collapsed on 29.05.2024 near to Lalmatia GSS in the Loc. No. 246 & 247.
220KV S/C Farakka-Lalmatia Transmission Line is in anti theft charging condition		
from Loc no 248 (Lalmatia end) to Loc no 33.Foundation ,erection and stringingin progress from loc 1 to 32		
132KV-BARHI-RAJGIR-1	25-03-2023	Dismantling of tower no. 227, 228, and 229 crossing the premises of Mahabodhi Cultural centre along with Destraining of conductor of both circuits and Earthwire between tension tower no. 218-237 in same line.The lines from Barhi(DVC) will be terminated at Barachatti(BH) and new line to be constructed from Barachatti to Rajgir(BH).
132KV-NALANDA-BARHI(DVC)-1	25-03-2023	Dismantling of tower no. 227, 228, and 229 crossing the premises of Mahabodhi Cultural centre along with Destraining of conductor of both circuits and Earthwire between tension tower no. 218-237 in same line.The lines from Barhi(DVC) will be terminated at Barachatti(BH) and new line to be constructed from Barachatti to Nalanda(BH).
400KV-RANGPO-TEESTA-V-1	04-10-2023	Tower near gantry of Teesta V HEP collapsed during GLOF event in Oct 2023 also leading to damage in powerhouse. Tower subsequently erected on 15.06.2024. Teesta V HEP GIS damaged due to hill sinking on 20.08.2024. Presently, GIS under restoration and generation expected by 31.03.2026.
400KV-RANGPO-TEESTA-V-2	04-10-2023	Tower near gantry of Teesta V HEP collapsed during GLOF event in Oct 2023 also leading to damage in powerhouse. Tower subsequently erected on 15.06.2024. Teesta V HEP GIS damaged due to hill sinking on 20.08.2024. Presently, GIS under restoration and generation expected by 31.03.2026.

400KV/220KV 315 MVA ICT 1 AT NORTH KARANPURA	12-09-2024	Tripped on Differential protection
400KV/220KV 315 MVA ICT 1 AT TSTPP	01-11-2024	Tripped on PRD protection. Current status:The failed transformer has reached the vendor, the repair scope has been finalized, the PR is created, and the PO is in the advanced stage of processing. The repair, transportation, installation, and commissioning are expected to take about six months, with the unit likely to be available by 30.06.2026. A spare 315 MVA ICT on loan from PGCIL is being explored, and their response is awaited.
132KV-PATRATU-PATRATU-1	16-11-2024	Taken out due to Rail-way diversion and height raising work between loc 11-12, the bottom conductor of Ckt#2 has been swapped with the middle phase conductor of Ckt#1 (which was under S/D since long).
Currently Ckt-1 is anti-theft charged from DVC end.		
-As a long-term measure, DVC has sought two nos of 132kv bays at newly constructed 400/220/132kv S/S of JUSNL at Patratu (JH) for termination of the lines.		
400KV/220KV 315 MVA ICT 2 AT MEJIA-B	20-01-2025	315 MVA ICT-2 at MTPS-B got damaged while charging from 220kv GIS bay. New procurement of ICT has been taken up & installation of the same may complete by end of Mar'28.
400KV/220KV 315 MVA ICT 2 AT LATEHAR	16-04-2025	400/220 ICT - II at Latehar idle charged from 400 kV Side at 01.01.2026 at 12:22 Hrs
400KV/220KV 315 MVA ICT 2 AT KODERMA	02-06-2025	315MVA ICT-2 at KTPS tripped & got damaged due to major fire inside the tank.
One spare ICT from PGCIL Mujaffarpur has been allocated to DVC from pool spare. The ICT has already reached at site & expected to get installed by Feb'26.		
220KV-RAJARHAT-NEW TOWN(AA-II)-1	10-07-2025	Emergency shutdown for BCU replacement work at Rajarhat. Charging attempted but tripped on SOTF. B_ph cable faulty,Cable order pending ,expected by Feb 2026
400KV-DIKCHU-RANGPO-2	05-08-2025	Damaged insulator replacement work. While charging the line bus bar protection operated at Dikchu. Issue in GIS chamber of Y ph Isolator between line cb and bus 2,Powder formation inside isolator chamber ,Revival Expected by december 25 as per availability of GE person.Presently negotiation in place for offer
400KV MAIN BUS - 2 AT DIKCHU	05-08-2025	Bus bar protection operated, Issue in GIS chamber of Y ph Isolator between rangpo ckt 2 line cb and

		bus 2, Powder formation inside isolator chamber ,Revival Expected by december 25 as per availability of GE person. Presently negotiation in place for offer
400KV-ARAMBAGH-NEW PPSP-2	04-01-2025	Damage in GIS chamber at New PPSP ss for Arambag ckt. Expected in January 2026
220KV-PATNA-KHAGAUL-1	24-09-2025	LBB relay operated during rectification of DC grounding defect by M/S KRR at GSS khagaul. Earlier w.e.f 02-08-2025 12:06 Hrs, Tower No. 63 has bent significantly on one side
220KV-DALTONGANJ-LATEHAR(JUSNL)-2	23-10-2025	To avoid overloading of 400/200 kV ICT-I at Latehar
400KV/220KV 315 MVA ICT 1 AT INDRAVATI HEP	25-10-2025	Due to oil leakage from Tan delta test tap of R phase 400 kV Bushing
220KV-BIDHANNAGAR-WARIA-1	29-10-2025	To control loading of 220 kV Waria-Mejia D/C (Anti-theft charged from Waria end.)
220KV-BIDHANNAGAR-WARIA-2	29-10-2025	Initially line was opened to control line loading. In between B-phase CT Blast at Bidhannagar end. Now Line is charged as anti-theft from Waria end to control loading of 220 kV Waria-Mejia D/C.
220KV-BALIMELA-UPPER SILERU-1	21-11-2025	Idle charged from U. Sileru end. Power drawl by Odisha halted due to non-concurrence by Andhra Pradesh.
400KV-FSTPP-KHSTPP-1	02-12-2025	Reconductoring works by HTLS Conductor.
220KV-KATAPALLI-BOLANGIR(PG)-1	20-12-2025	To restrict loading of 220kV Budhipadar-Lapanga ckt-1&2 due to hotspot observed in 220kV Budhipadar-Lapanga ckt-1.
132KV-MADHEPURA (BH)-SAHARSA-1	18-12-2025	To control the line loading. Line kept idle charged from Saharsa.
400KV-BINAGURI-TALA-4	25-12-2025	H/T on voltage regulation
HVDC 800KV ALIPURDUAR (PG) Pole 4	28-12-2025	For system requirement
HVDC 800KV ALIPURDUAR (PG) Pole 3	28-12-2025	For system requirement
400KV-ALIPURDUAR (PG)-PUNASANGCHUN-1	01-01-2026	H/T on voltage regulation
132KV-RAXAUL(NEW)-PARWANIPUR-2	01-01-2026	For system requirement
132KV-RIHAND-GARWAH-1	04-01-2026	For re-sagging work of conductor at different locations
132KV-NABINAGAR-NAGARUNTARI-1	04-01-2026	For re-sagging work of conductor at different locations
220/132 KV 100 MVA ICT II AT LALMATIA	22-01-2019	220/132KV, 100MVA Transformer (NTPC side) is charged on 07.02.2024 from HV side on no load. Now, it is in idle charged condition
220KV-FSTPP-LALMATIA-I	21-04-2021	Two nos. of tower collapsed on 29.05.2024 near to Lalmatia GSS in the Loc. No. 246 & 247.

220KV S/C Farakka-Lalmatia Transmission Line is in anti theft charging condition		
from Loc no 248 (Lalmatia end) to Loc no 33.Foundation ,erection and stringingin progress from loc 1 to 32		
132KV-BARHI-RAJGIR-1	25-03-2023	Dismantling of tower no. 227, 228, and 229 crossing the premises of Mahabodhi Cultural centre along with Destrining of conductor of both circuits and Earthwire between tension tower no. 218-237 in same line.The lines from Barhi(DVC) will be terminated at Barachatti(BH) and new line to be constructed from Barachatti to Rajgir(BH).
132KV-NALANDA-BARHI(DVC)-1	25-03-2023	Dismantling of tower no. 227, 228, and 229 crossing the premises of Mahabodhi Cultural centre along with Destrining of conductor of both circuits and Earthwire between tension tower no. 218-237 in same line.The lines from Barhi(DVC) will be terminated at Barachatti(BH) and new line to be constructed from Barachatti to Nalanda(BH).

Transmission licensees/ Utilities are requested to update expected restoration date & work progress regarding restoration regularly to ERPC/ERLDC on monthly basis by 5th of each month so that status of restoration can be reviewed in OCC. Utilities are also requested to update outage of any elements within their substation premises like isolator/breaker to ERPC/ERLDC regularly. (Reported as per Clause 5.2(e) of IEGC).

Members may note.

4.4. Commissioning of new units and transmission elements in Eastern Grid in the month of December-2025.

The details of new units/transmission elements commissioned in the month of December-2025 based on the inputs received from beneficiaries:

Generating Units							
Sl. No	Location/ Pooling Station	Owner/Unit Name	Unit No/Source	Capacity added (MW)	Total/Installed Capacity (MW)	Date	Remarks
NIL							
Interconnecting/Generator/Station Transformers							
Sl. No	Agency/ Owner	Sub-Station	ICT/GT/ST No.	Voltage Rating (kV)	Capacity (MVA)	Date	Remarks
1	SJVN	Buxar TPP	ST-02	400/11	110	02-12-2025	
New transmission Lines							

Sl. No	Agency/ Owner	Transmission Line Name	Line Length (km)	Conductor Type	Date	Remarks
1	NKTL	400KV-GAYA-NORTH KARANPURA-2	111.68	ACSR Moose	29-12-2025	
2	NKTL	400KV-GAYA-NORTH KARANPURA-1	111.68	ACSR Moose	25-12-2025	
3	PGCIL ER-II	400KV-ALIPURDUAR (PG)-PUNASANGCHUN-1	145.5	145.50 kms (Quad moose-64 Kms + Twin Moose - 81.50 Kms)	16-12-2025	

Anti-theft charging of new transmission Lines

Sl. No	Agency/ Owner	Transmission Line Name	Line Length (km)	Conductor Type	Date	Remarks
NIL						

LILO/Re-arrangement/Re-conductoring of Existing Transmission Lines

Sl. No	Agency/ Owner	Transmission Line Name {LILO at/ Re-arrangement of/Reconductoring}	Line Length (km) after LILO/ Re-arrangement	Conductor Type	Date	Remarks
1	BSPTCL	132KV-CHANDALI-KARMANASA-2	17.7	Panther	07-12-2025	After the LILO of 132 kV Sahupuri-Karmnas a ckt-2 at Chandauli (UP)

Bus / Line Reactors

Sl. No	Agency/ Owner	Element Name	Voltage Level (kV)	Rating (MVar)	Date	Remarks
1	PGCIL ER-II	125MVAR 400KV B/R-5 AT DURGAPUR	DURGA PUR	125	01-12-2025	

HVDC /AC Filter bank / FACTS DEVICE associated System

Sl. No	Agency/ Owner	Element Name	Substation	Voltage Level (kV)	Date	Remarks
NIL						

Bus /Bay

NIL						
-----	--	--	--	--	--	--

Sl. No	Agency/ Owner	Element Name	Substation	Voltage Level (kV)	Date	Remarks
1	SJVN	400KV TIE BAY OF (ST-2 and ICT-2) AT BUXAR TPP	BUXAR TPP	400	02-12-2025	
2	SJVN	400KV MAIN BAY OF 110 MVA ST-02 AT BUXAR TPP	BUXAR TPP	400	02-12-2025	
3	PGCIL ER-II	400KV MAIN BAY OF 125MVAR B/R-5 AT DURGAPUR	DURGAPUR	400	01-12-2025	

Members may note.

4.5. UFR operation during the month of December 2025

Frequency profile for the month as follows:

MONTH	MAX	MIN	% LESS IEGC BAND	% WITHIN IEGC BAND	% MORE IEGC BAND
	(DATE/TIME)	(DATE/TIME)			
December 2025	50.42 (on 13-Dec-25 at 06:03 Hrs.)	49.47 (on 06-Dec-25 at 17:45 Hrs.)	6.0	77.5	16.5

Hence, no report of operation of UFR has been received from any of the constituents.

Members may note.

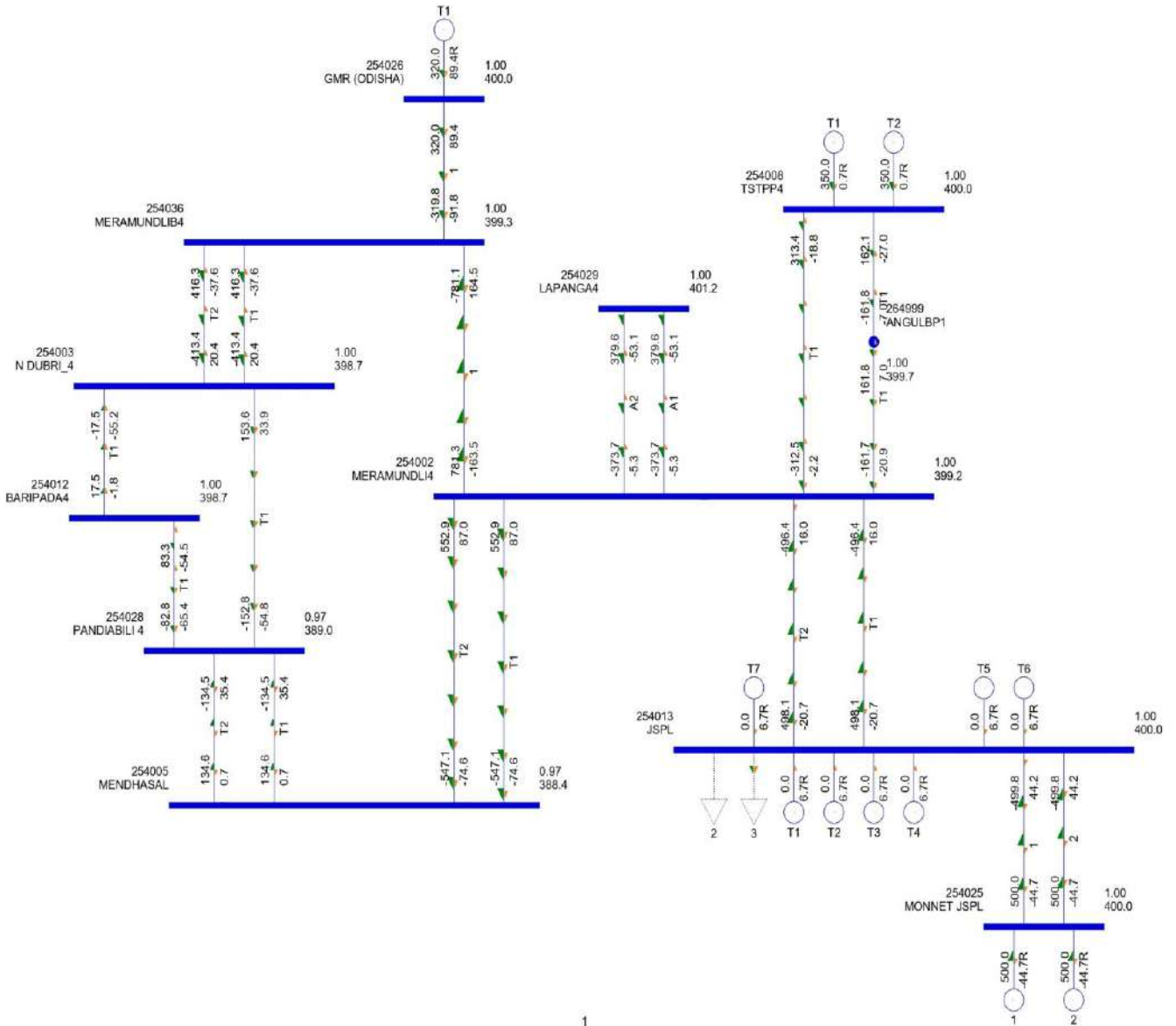
Primary observation of OPTCL

Scenario I: export of 1000 MW

Meramundali (A) & Meramundali (B) connected

Steady state

- 400kV Meramundali-Mendhasala – 552 MW/ckt
- 400kV Meramundali (A)- Meramundali (B) – 781 MW

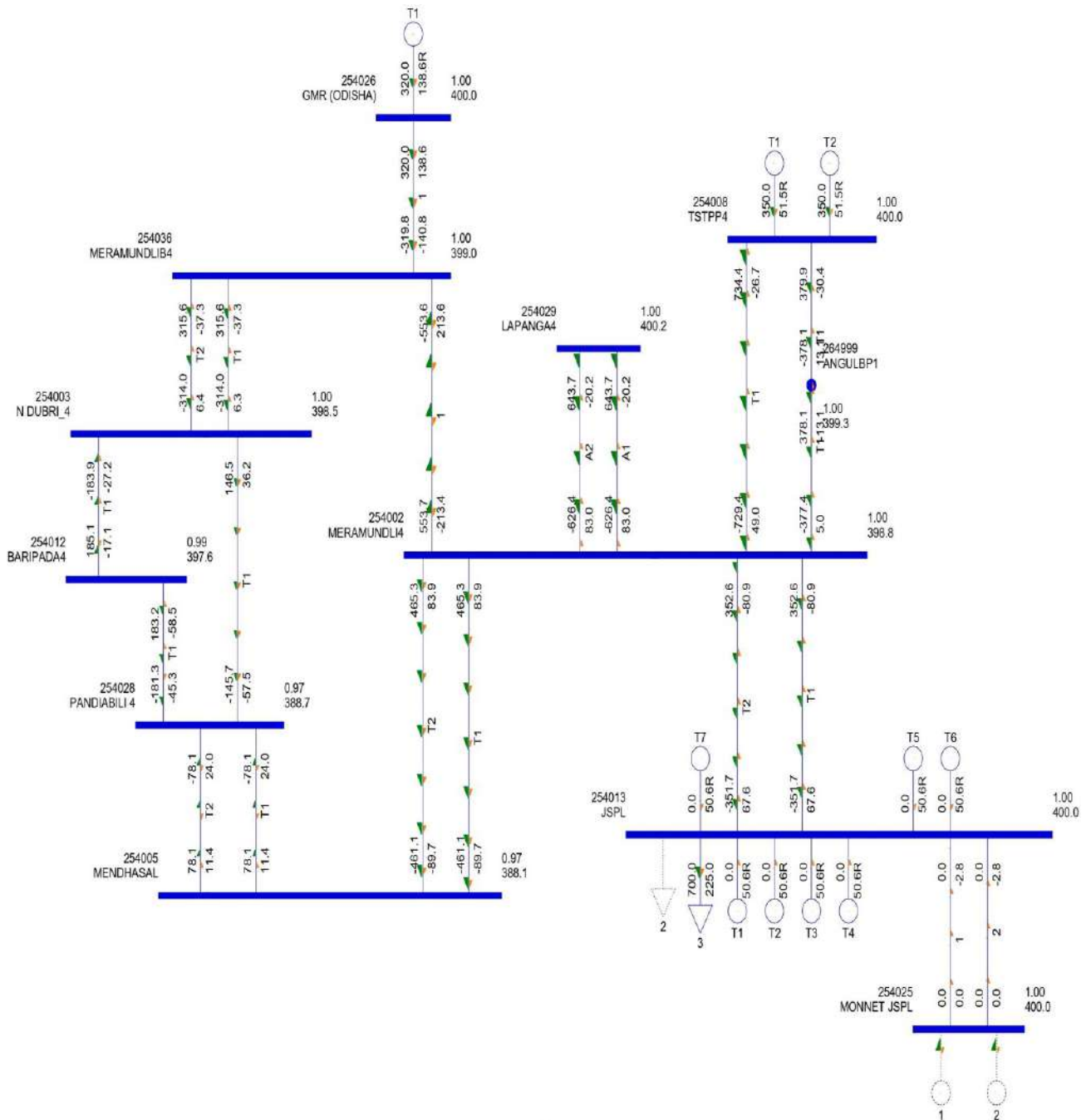


Scenario II: drawl of 700 MW

Meramundali (A) & Meramundali (B) connected

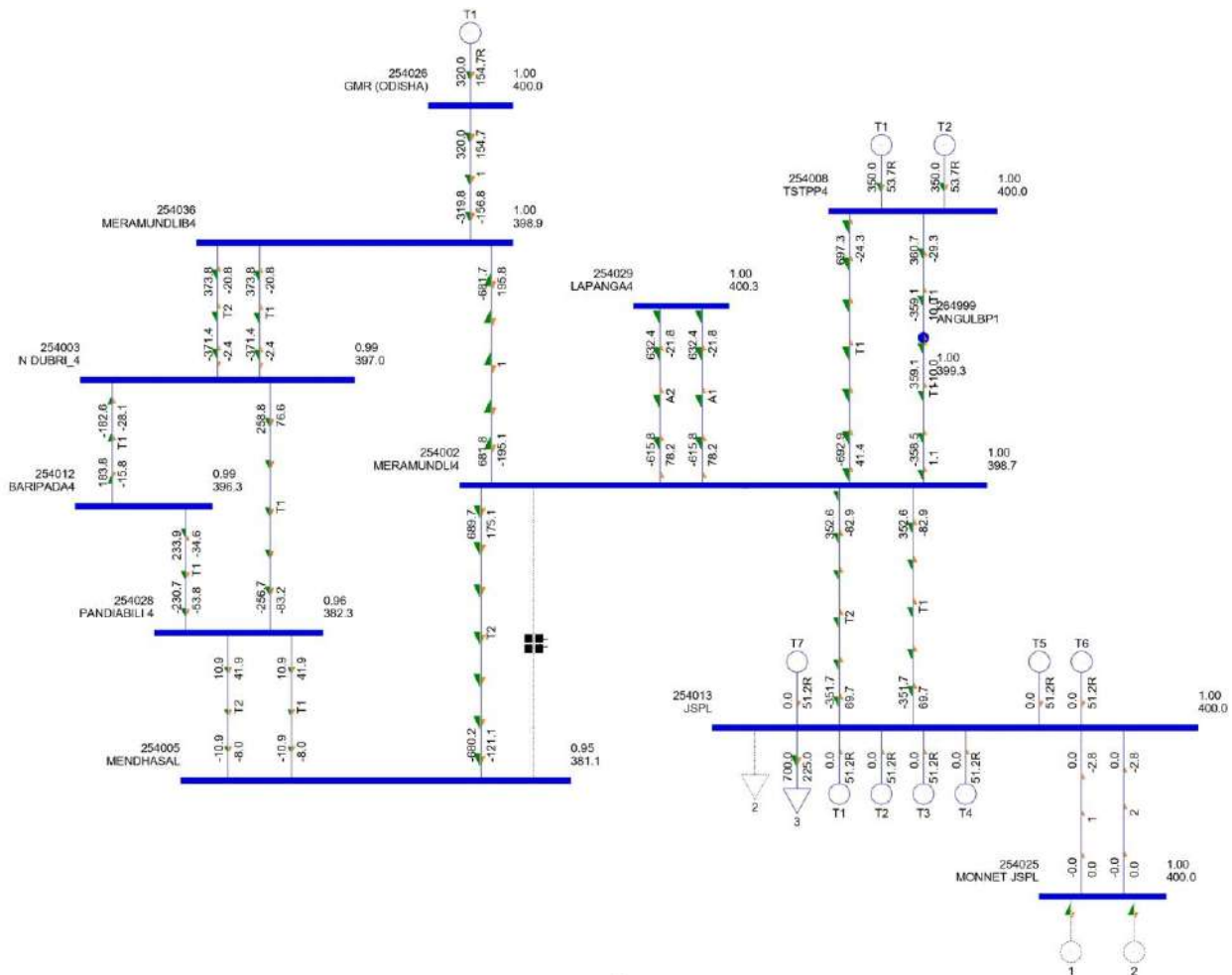
Steady state:

- 400kV Meramundali-Mendhasala – 465 MW/ckt
- 400kV Meramundali (A)- Meramundali (B) – 553 MW/ckt



- **N-1 contingency**

- 400kV Meramundali-Mendhasala – 689MW
- 400kV Meramundali (A)- Meramundali (B) – 681 MW



Observation:

The transmission network is adequate for drawl of up to 700 MW under normal operating conditions, without any system constraint.

Annex B.2.5

reactive energy, (+) means injection and (-) means drawl

reactive energy charge, (+) means receivable by the utility and (-) means payable

		PERIOD					
		22.12.25-28.12.25		23.12.24-29.12.24			
METER NO	ELEMENTS NAME	MVAR	MVAR CHARGE	MVAR CHARGE	MVAR	ELEMENTS NAME	METER NO
ER-1483-A	400 KV SIDE OF 400/220 KV 315 MVA SUBHASGRAM ICT-2	2090.10	-125424.00	-59114.00	1074.80	400 KV SIDE OF 400/220 KV 315 MVA SUBHASGRAM ICT-2	ER-1483-A
ER-1534-A	400 KV SIDE OF 400/220 KV 315 MVA SUBHASGRAM ICT-1	581.10	-34866.00	-111408.00	2025.60	400 KV SIDE OF 400/220 KV 315 MVA SUBHASGRAM ICT-1	ER-1534-A
NS-2919-A	400 KV SIDE OF 400/220 KV 315 MVA SUBHASGRAM ICT-07	-3497.60	209855.00	0.00	0.00	400 KV SIDE OF 400/220 KV 315 MVA SUBHASGRAM ICT-07	ER-2092-A
NS-2930-A	400 KV SIDE OF 400/220 KV 315 MVA SUBHASGRAM ICT-4	-415.60	24936.00	0.00	0.00	400 KV SIDE OF 400/220 KV 315 MVA SUBHASGRAM ICT-4	ER-1537-A
NS-2935-A	400 KV SIDE OF 400/220 KV 500 MVA SUBHASHGRAM ICT-5	-760.30	45618.00	0.00	0.00	400 KV SIDE OF 400/220 KV 500 MVA SUBHASHGRAM ICT-5	ER-1484-A
NS-3000-A	400 KV SIDE OF 400/220 KV 315 MVA SUBHASGRAM ICT-3	-465.70	27942.00	0.00	0.00	400 KV SIDE OF 400/220 KV 315 MVA SUBHASGRAM ICT-3	ER-1486-A
NS-2959-A	400 KV SUBHASHGRAM(PG)-HALDIA CESC(WB) LINE-I	1059.70	-63582.00	0.00	0.00	400 KV SUBHASHGRAM(PG)-HALDIA CESC(WB) LINE-I	ER-1141-A
NS-2992-A	400 KV SUBHASHGRAM(PG)-HALDIA CESC(WB) LINE-II	626.90	-37614.00	0.00	0.00	400 KV SUBHASHGRAM(PG)-HALDIA CESC(WB) LINE-II	ER-1679-A
		15.12.25-21.12.25		16.12.24-22.12.24			
ER-1483-A	400 KV SIDE OF 400/220 KV 315 MVA SUBHASGRAM ICT-2	2070.60	-124236.00	-75548.00	1373.60	400 KV SIDE OF 400/220 KV 315 MVA SUBHASGRAM ICT-2	ER-1483-A
ER-1534-A	400 KV SIDE OF 400/220 KV 315 MVA SUBHASGRAM ICT-1	739.60	-44376.00	-84100.50	1529.10	400 KV SIDE OF 400/220 KV 315 MVA SUBHASGRAM ICT-1	ER-1534-A
NS-2919-A	400 KV SIDE OF 400/220 KV 315 MVA SUBHASGRAM ICT-07	-3448.30	206898.00	-129178.50	2348.70	400 KV SIDE OF 400/220 KV 315 MVA SUBHASGRAM ICT-07	ER-2092-A
NS-2930-A	400 KV SIDE OF 400/220 KV 315 MVA SUBHASGRAM ICT-4	-569.30	34158.00	0.00	0.00	400 KV SIDE OF 400/220 KV 315 MVA SUBHASGRAM ICT-4	ER-1537-A
NS-2935-A	400 KV SIDE OF 400/220 KV 500 MVA SUBHASHGRAM ICT-5	-945.50	56760.00	0.00	0.00	400 KV SIDE OF 400/220 KV 500 MVA SUBHASHGRAM ICT-5	ER-1484-A
NS-3000-A	400 KV SIDE OF 400/220 KV 315 MVA SUBHASGRAM ICT-3	-597.40	35844.00	0.00	0.00	400 KV SIDE OF 400/220 KV 315 MVA SUBHASGRAM ICT-3	ER-1486-A
NS-2959-A	400 KV SUBHASHGRAM(PG)-HALDIA CESC(WB) LINE-I	-486.10	29166.00	0.00	0.00	400 KV SUBHASHGRAM(PG)-HALDIA CESC(WB) LINE-I	ER-1141-A
NS-2992-A	400 KV SUBHASHGRAM(PG)-HALDIA CESC(WB) LINE-II	-383.30	22998.00	0.00	0.00	400 KV SUBHASHGRAM(PG)-HALDIA CESC(WB) LINE-II	ER-1679-A
		08.12.25-14.12.25		09.12.24-15.12.24			
ER-1483-A	400 KV SIDE OF 400/220 KV 315 MVA SUBHASGRAM ICT-2	2073.3	-124398	-103873	1888.6	400 KV SIDE OF 400/220 KV 315 MVA SUBHASGRAM ICT-2	ER-1483-A
ER-1534-A	400 KV SIDE OF 400/220 KV 315 MVA SUBHASGRAM ICT-1	1111.60	-66696.00	-110099.00	2001.8	400 KV SIDE OF 400/220 KV 315 MVA SUBHASGRAM ICT-1	ER-1534-A
NS-2919-A	400 KV SIDE OF 400/220 KV 315 MVA SUBHASGRAM ICT-07	-3362.90	201774.00	-172634.00	3138.8	400 KV SIDE OF 400/220 KV 315 MVA SUBHASGRAM ICT-07	ER-2092-A
NS-2930-A	400 KV SIDE OF 400/220 KV 315 MVA SUBHASGRAM ICT-4	-1933.70	116022.00	0.00	0	400 KV SIDE OF 400/220 KV 315 MVA SUBHASGRAM ICT-4	ER-1537-A
NS-2935-A	400 KV SIDE OF 400/220 KV 500 MVA SUBHASHGRAM ICT-5	-1717.80	103688.00	0.00	0	400 KV SIDE OF 400/220 KV 500 MVA SUBHASHGRAM ICT-5	ER-1484-A
NS-3000-A	400 KV SIDE OF 400/220 KV 315 MVA SUBHASGRAM ICT-3	-1652.80	99168.00	0.00	0	400 KV SIDE OF 400/220 KV 315 MVA SUBHASGRAM ICT-3	ER-1486-A
NS-2959-A	400 KV SUBHASHGRAM(PG)-HALDIA CESC(WB) LINE-I	-859.60	51576.00	21763.50	-395.7	400 KV SUBHASHGRAM(PG)-HALDIA CESC(WB) LINE-I	ER-1141-A
NS-2992-A	400 KV SUBHASHGRAM(PG)-HALDIA CESC(WB) LINE-II	-582.50	34950.00	0.00	0	400 KV SUBHASHGRAM(PG)-HALDIA CESC(WB) LINE-II	ER-1679-A
		01.12.25-07.12.25		02.12.24-08.12.24			

Annex B.2.6

Report related with Incomming System Voltage at Grid Substation Bhagodih and Garhwa Road

Time	Date :- 03/01/2026		Date -04/01/2026		Date :- 05/01/2026		Date :-06/01/2026		Date :-07/01/2026	
	Incoming Voltage at 220KV GSS Bhagodih (kV)	Incoming Voltage at 132KV GSS Garhwa Road (kV)	Incoming Voltage at 220KV GSS Bhagodih (kV)	Incoming Voltage at 132KV GSS Garhwa Road (kV)	Incoming Voltage at 220KV GSS Bhagodih (kV)	Incoming Voltage at 132KV GSS Garhwa Road (kV)	Incoming Voltage at 220KV GSS Bhagodih (kV)	Incoming Voltage at 132KV GSS Garhwa Road (kV)	Incoming Voltage at 220KV GSS Bhagodih (kV)	Incoming Voltage at 132KV GSS Garhwa Road (kV)
00:00	221	132	221	130	219	124	220	130	220	130
01:00	222	132	222	132	220	130	219	127	219	128
02:00	221	131	220	129	215	120	218	126	220	131
03:00	220	130	219	126	214	119	220	129	219	130
04:00	221	131	220	131	219	126	219	127	220	131
05:00	219	127	221	130	216	120	215	124	221	132
06:00	218	125	219	127	214	119	216	126	214	123
07:00	217	124	218	125	213	123	214	121	211	122
08:00	215	124	217	123	215	114	211	120	213	123
09:00	211	119	216	122	214	122	212	119	216	124
10:00	218	123	215	121	213	121	219	126	218	124
11:00	219	126	216	122	219	126	214	116	216	124
12:00	220	129	218	122	218	123	213	121	214	123
13:00	221	129	215	123	217	127	219	124	216	125
14:00	219	124	216	124	217	125	219	127	219	128
15:00	222	130	219	126	218	127	215	124	218	127
16:00	218	126	218	124	218	126	214	124	217	124
17:00	217	127	219	127	213	122	216	120	215	122
18:00	215	125	218	123	213	121	214	123	217	118
19:00	215	124	216	120	211	118	215	123	210	108
20:00	214	123	214	123	216	124	213	122	215	119
21:00	220	129	213	118	214	122	212	121	218	124
22:00	219	127	218	123	215	125	219	127	219	128
23:00	220	131	219	125	214	124	218	127	220	127

ANNEXURE B.2.7

Agenda: Requirement of spare ICT under regional pool of Eastern Region ISTS System in line with CERC norms.

As per **CERC guidelines (July 2020)**, each region (state wise) must maintain spare single-phase and three-phase transformer/reactor units for ISTS reliability. **POWERGRID** has been maintaining these spares as per norms.

However, with increasing demand and recent utilization of spares in **non-ISTS systems**, it's essential to **review state-wise spare requirements** to ensure system reliability.

A consolidated requirements of spare transformer under regional pool of Eastern Region has been prepared considering:

- Transformer population installed
- Spares utilized
- Current availability

This review of proposed requirement of spare will help determine the **adequate number of spares** to be maintained under the **Regional Pool** for contingency readiness in the evolving power system.

Region-ER-I/POWERGRID

Voltage Rating (kV)	Capacity (MVA)	Total Installed Qty.		Spares available		Required as per CERC guidelines	Remarks
		Bihar	Jharkhand	Bihar	Jharkhand		
400/220	500 MVA	14	1	1	0	1	01 No for Jharkhand
	315 MVA	6	9	2*	1*	1	1 no. Augmented spare ICT at Muzaffarpur SS/Bihar, has been diverted to DVC Koderma on loan basis as per 54 th ERPC approval. 1 no. available spare of Jamshedpur/Jharkhand is under diversion to

							Subhasgram, ER2 as per 54 th ERPC approval. After completion of diversion, spare at Jharkhand will be ZERO.
400/132	315 MVA	2	NIL	0	NA	1	01 No required for Bihar
	200 MVA	4	NIL	0	NA	1	01 No. Spare required for 200 MVA at Bihar.
220/132	200 MVA	1	NIL	0	NA	1	1 No. Spare required for 200 MVA at Bihar.
	160 MVA	4	2	1	1	NIL	
	100 MVA	2	NIL	0	NA	1	Higher rating of 160 MVA available

Region-ER-II/POWERGRID

Voltage Rating (kV)	Capacity (MVA)	Total Installed Qty		Spares available		Required as per CERC guidelines	Remarks
		West Bengal	Sikkim	West Bengal	Sikkim		
400/220	500 MVA	10	NIL	1*	NA		Available spare already consumed as 7 th ICT of Subhasgram SS and approved in 54 th ERPC. 01 No for Maithon SS, approved vide 52 nd ERPC meeting. LOA placed to M/S. Kanohar on dated 10.06.2025. Schedule-24 Months.
	315 MVA	12	NIL	1*	NA		1 no. Augmented spare ICT of Malda SS has been

						1	diverted to WBSETCL/Jeerat on loan basis as per ERPC approval on Dec-2023. 01 No at Durgapur is more than 35 years old.
	105 MVA	0	15	0	2	NIL	01 No spare Unit under commissioning at Siliguri SS. Approved in ERPC meeting on August-2022.
220/132	160 MVA	7	0	1*	0	NIL	Regional spare consumed against 2 nd ICT failed at Birpara SS on Aug-24. Presently failed unit is under repairing at Birpara SS.
	100 MVA	NIL	4	NA	0	1	01 No spare required for Sikkim
132/66	50 MVA	NIL	3	NA	0	1	01 No available spare commissioned as 3 rd ICT at Gangtok vide approval of 7 th CMETS.

Region-Odisha/POWERGRID

Voltage Rating (kV)	Capacity (MVA)	Total Installed Qty	Spares available	Required as per CERC guidelines	Remarks
400/220	500 MVA	4	01	0	Spare unit available at Pandiabili.
	315 MVA	14	01	0	
	105 MVA	7	0	1	No hot/cold spare available for 04 units installed at Jaypore and 03 units installed at Indravati.
220/132	160 MVA	2	1	0	Spare unit available at Baripada.

The consolidated requirements of spare transformers under regional pool of Eastern Region ISTS system are as follows:

SI NO.	Voltage Rating (KV)	Capacity (MVA)	Spare required as per CERC guidelines	State	Remarks
1.	400/220	500	01	Jharkhand	400KV Ranchi S/S
2.	400/220	315	01	Jharkhand	
3.	400/220	105	01	Odisha	Jaypore & Indravati
4.	400/132	315	01	Bihar	
5.	400/132	200	01	Bihar	Lakhisarai & Banka S/S
6.	220/132	200	01	Bihar	
7.	220/132	100	01	Sikkim	Rangpo S/S. Timeline and other transportation factor will be included in DPR as Rangpo situated in hill terrain.

Members may please deliberate.

"February 2026" के महीने के लिए संसाधन पर्याप्तता मासिक रिपोर्ट

Date: 12-01-2026

Probabilistic Resource Adequacy assessments for individual States presented in this report have been generated using the **Probabilistic Resource Adequacy Suite (PRAS)** for the next calendar month. The assessment is carried out using Monte Carlo simulation with 10,000 scenarios, wherein generator forced outages are modelled probabilistically.

Inputs for the study

- Forecasted demand is calculated by ERLDC based on historical SCADA data.
- Generator planned outage considered as per LGBR.
- DAM and RTM purchases not considered.
- Forced outage rate calculated from past 7-year historical unit outage data.
- Hydro and Storage considered using past 3-year historical trend.

1) Summary of Simulation Results

State	Maximum Shortage MW	Maximum Shortage MW Day	Maximum MU shortage	Maximum MU shortage Day	Average LOLE	Maximum Surplus MW	Maximum Surplus MW Day
West Bengal	713	17-02-2026 13:15 hrs. 54 th TB	1.71	17-02-2026	0.03	3,159	22-02-2026 06:30 hrs. 27 th TB
Bihar	0.26	07-02-2026 07:15 hrs. 29 th TB	0.00042	07-02-2026	0.00	5,686	18-02-2026 14:00 hrs. 57 th TB
Jharkhand	4	18-02-2026 20:00 hrs. 81 st TB	0.01	18-02-2026	0.00	1,384	23-02-2026 15:00 hrs. 61 st TB
DVC	331	06-02-2026 19:15 hrs. 77 th TB	3.54	07-02-2026	0.32	711	04-02-2026 14:15 hrs.58 th TB
Odisha	313	04-02-2026 00:15 2 nd TB	1.39	28-02-2026	0.09	2,458	06-02-2026 14:00 hrs. 53 rd TB
Sikkim	4	18-02-2026 18:30 TB 73 rd TB	0.00	18-02-2026	0.00	113	02-02-2026 00:00 1 st TB

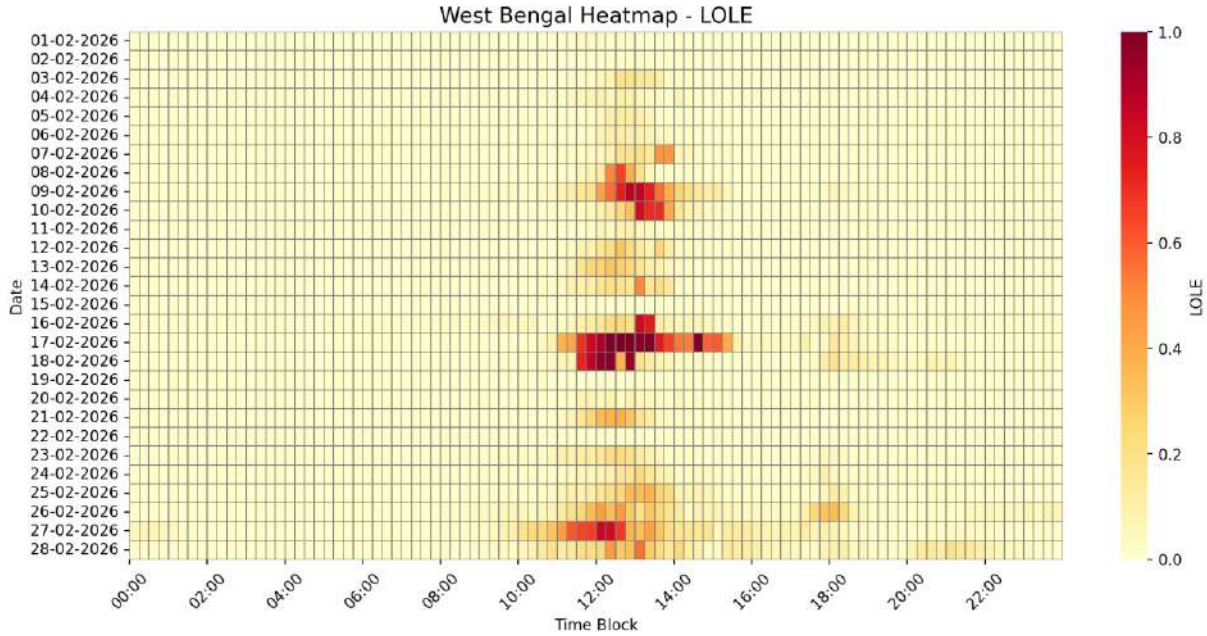
Notes:

- **Expected Unserved Energy (EUE)** indicates the expected energy shortfall, in MWh for each 15-minute block, when system demand exceeds the available supply considering generation outages.
- The **Average LOLE** is calculated as the arithmetic mean of the LOLE values across all time blocks in the month where LOLE per block is derived from probabilistic simulations (10,000 scenarios) and represents the likelihood of shortage in that block.

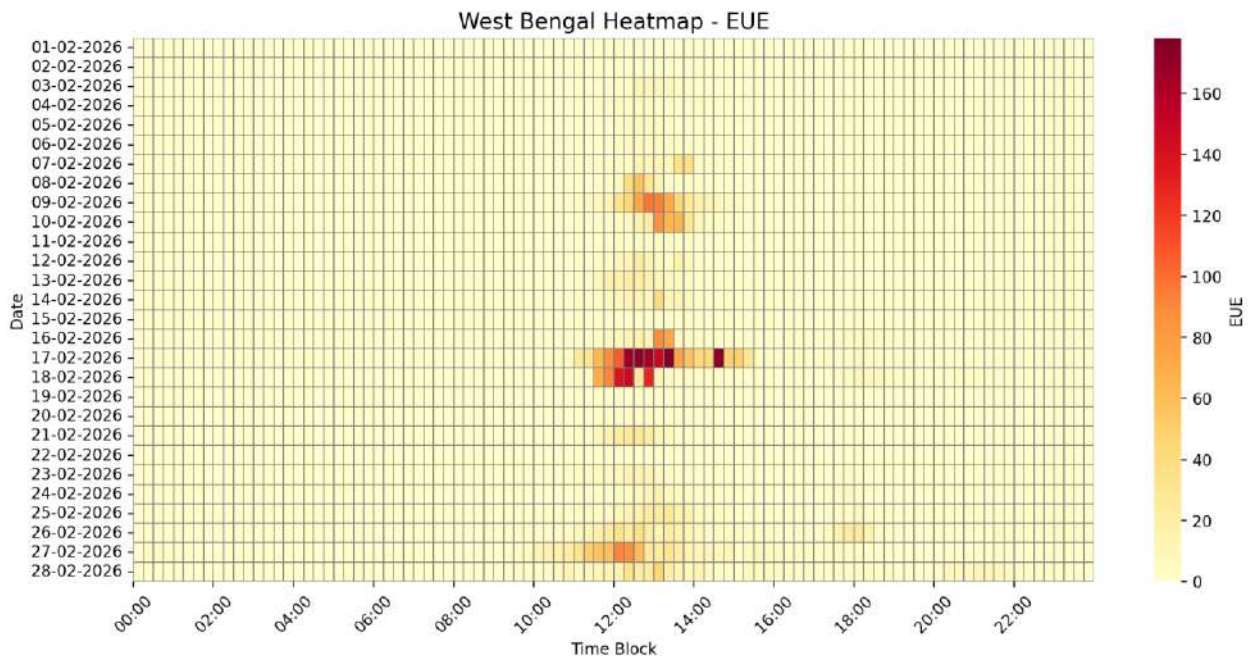
2) Simulation Results

West Bengal

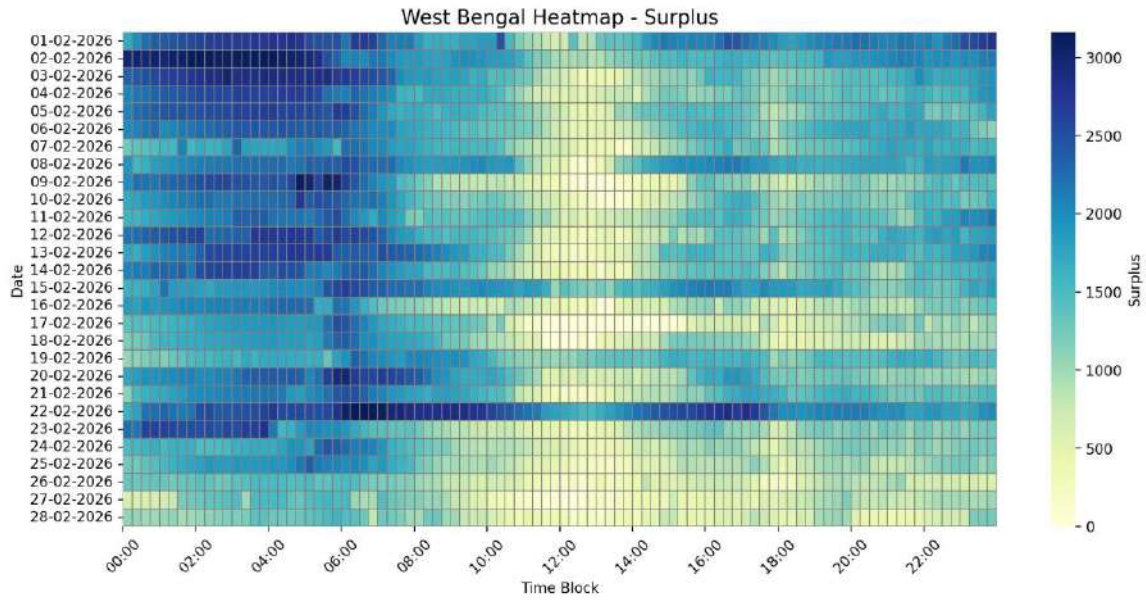
1) WB LOLE



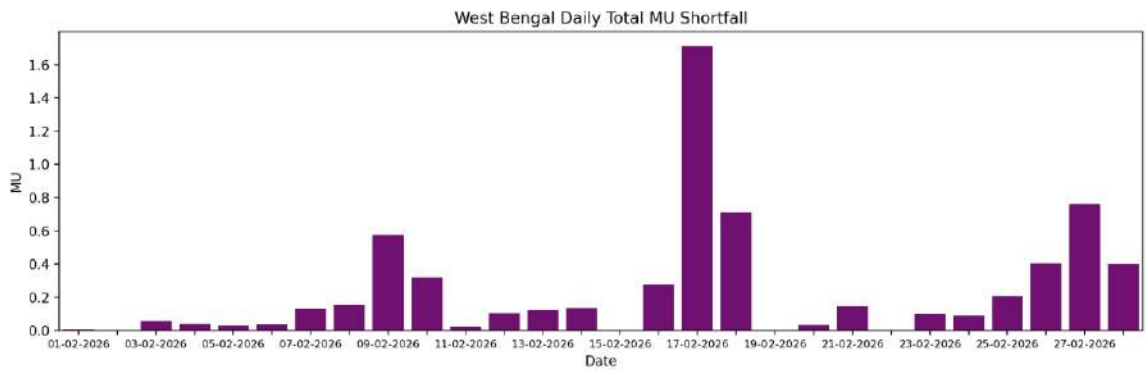
2) WB EUE



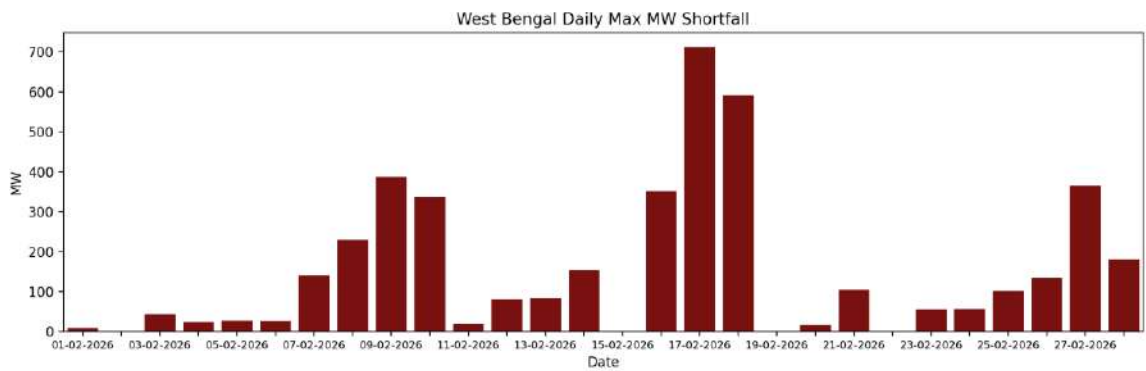
3) WB Surplus



4) WB Daily MU Shortfall

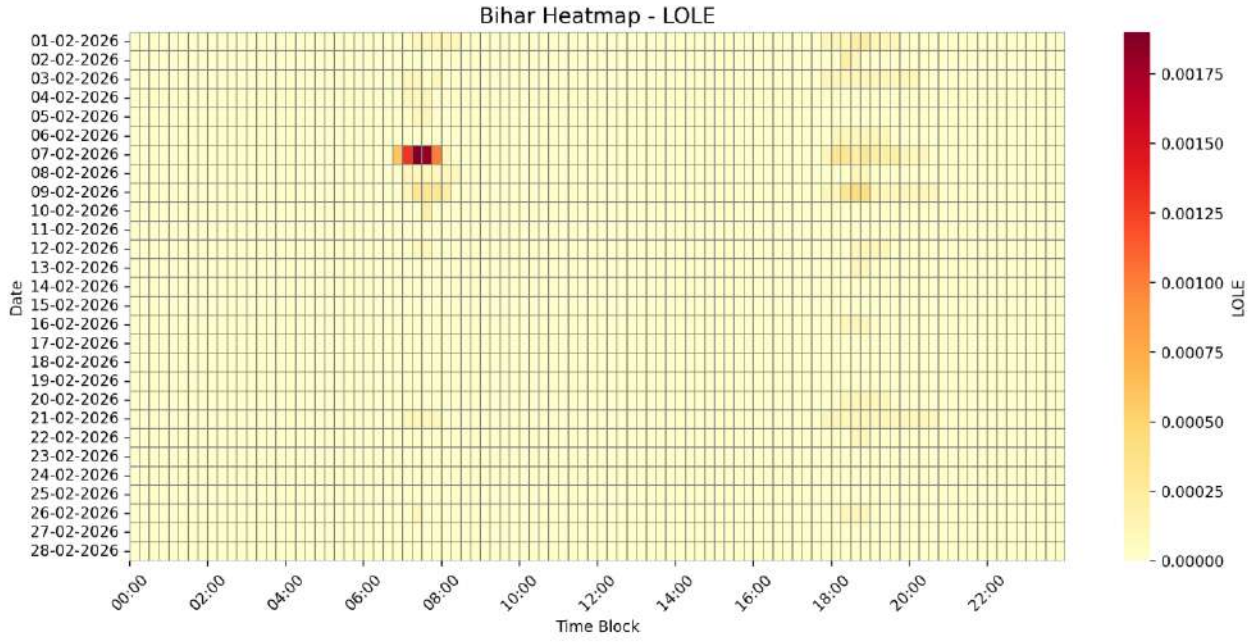


5) WB Daily MW Shortfall

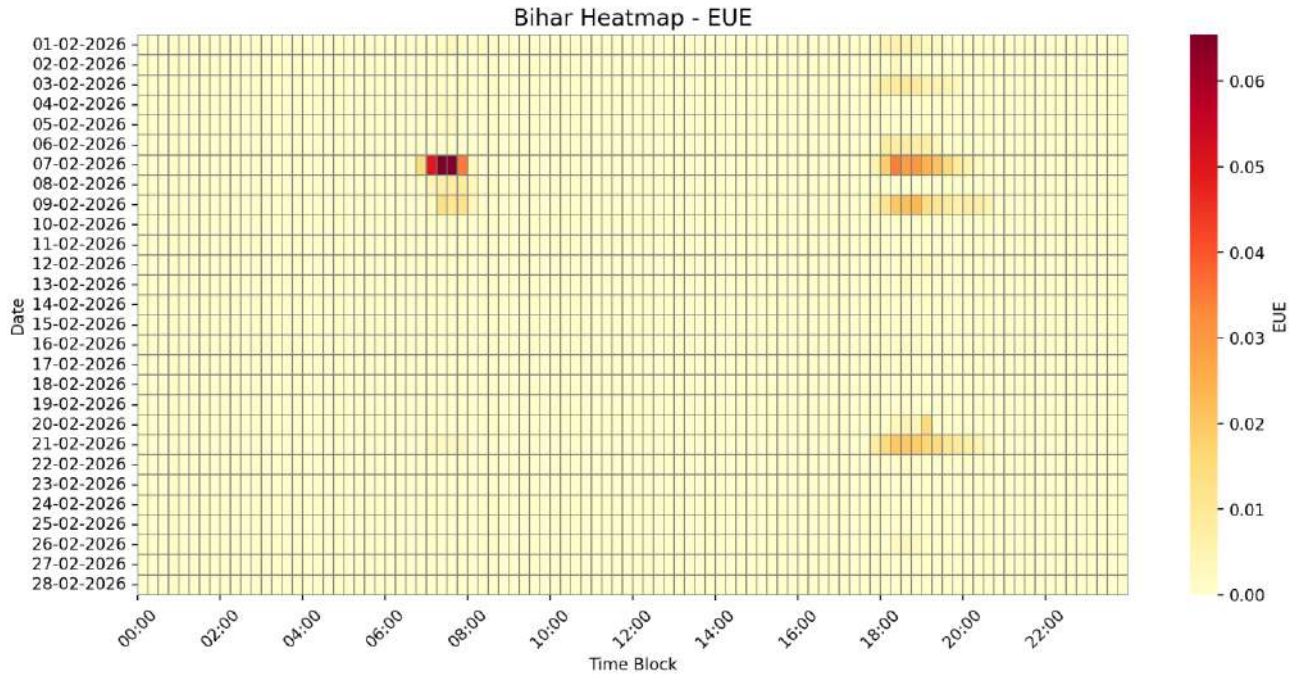


Bihar

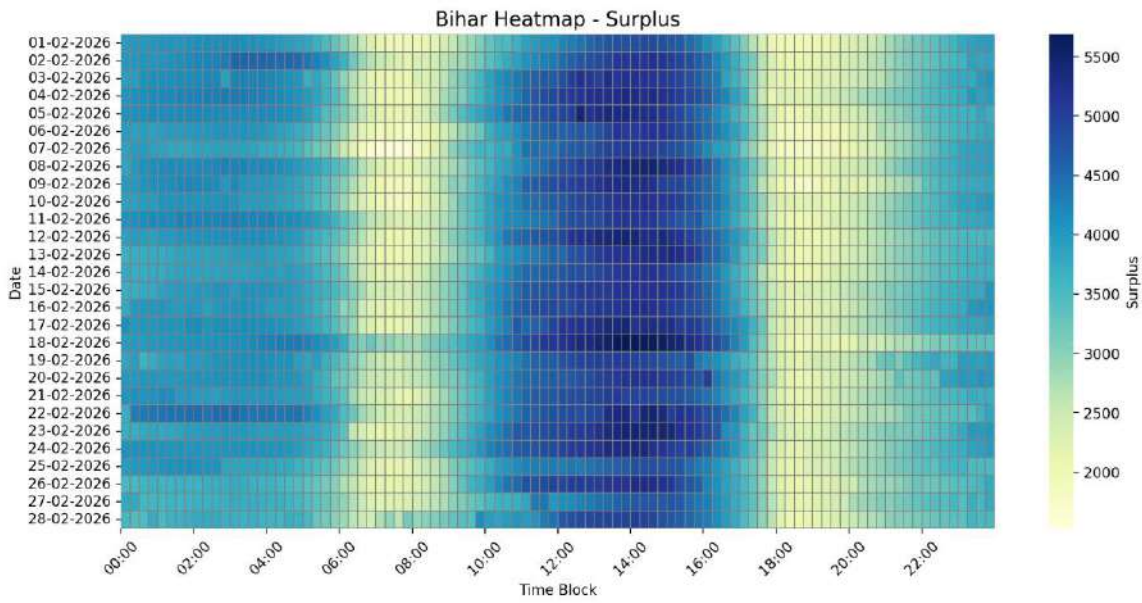
1) BH LOLE



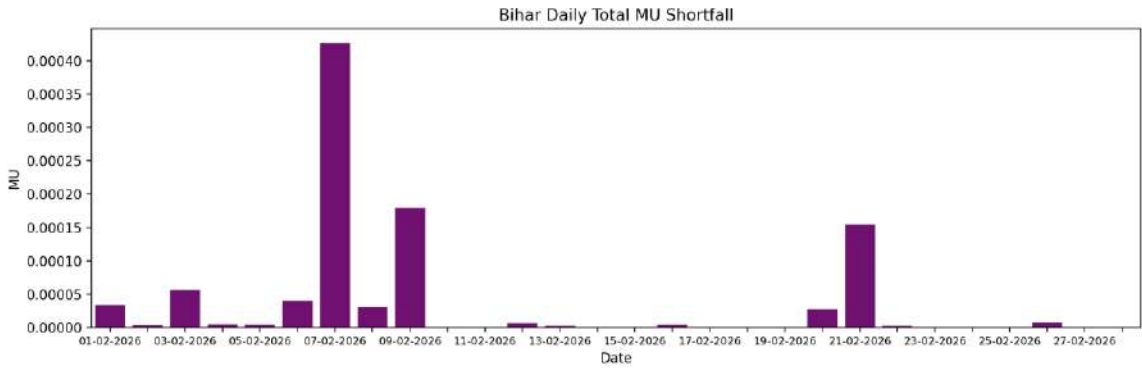
2) BH EUE



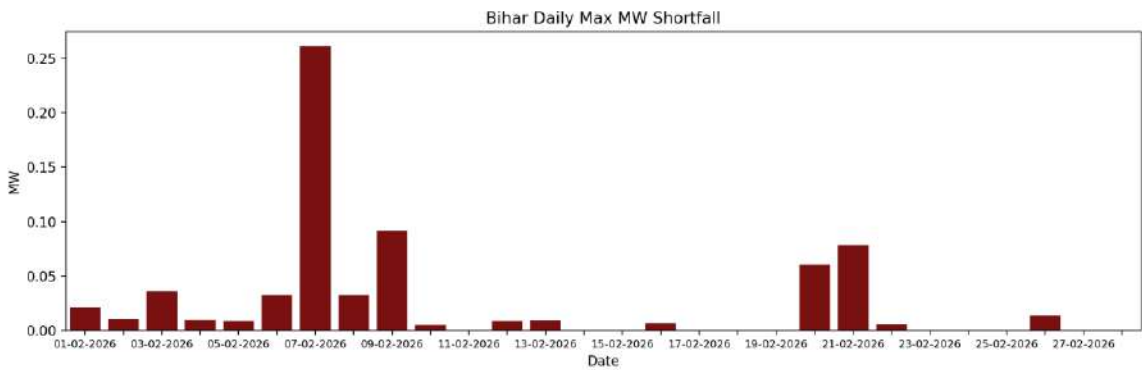
3) BH Surplus



4) BH Daily MU Shortfall

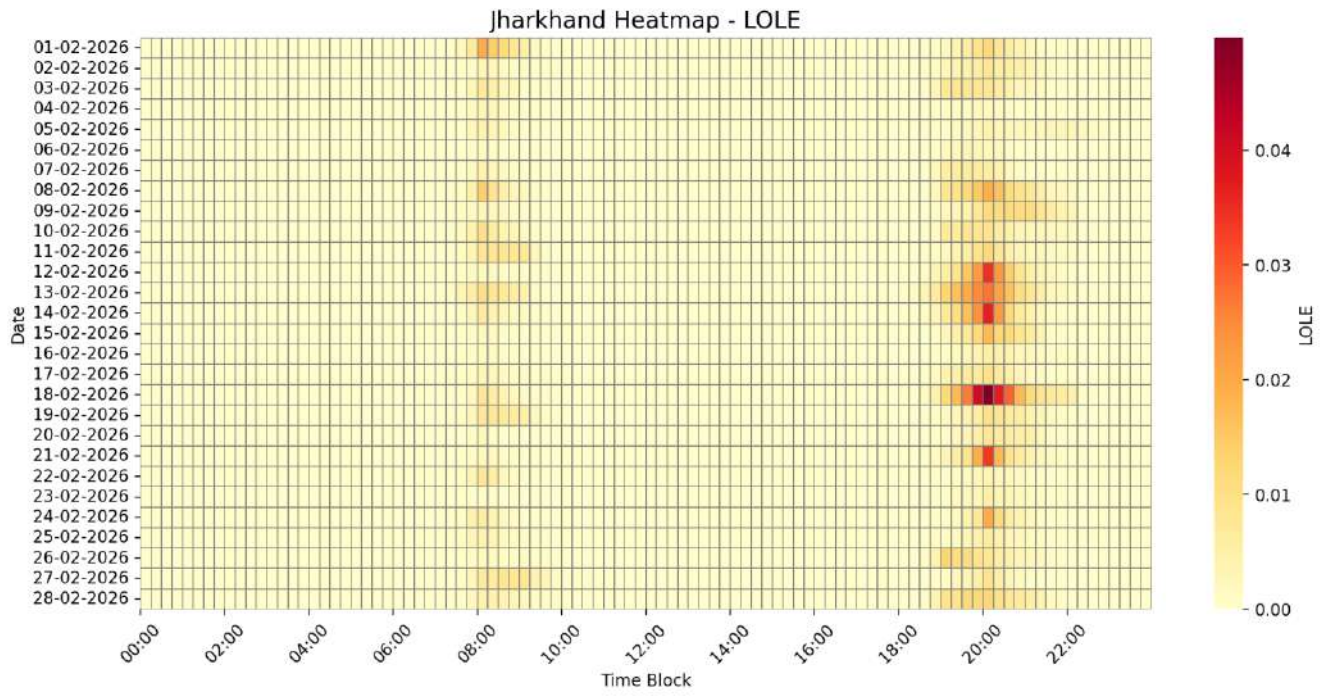


5) BH Daily MW Shortfall

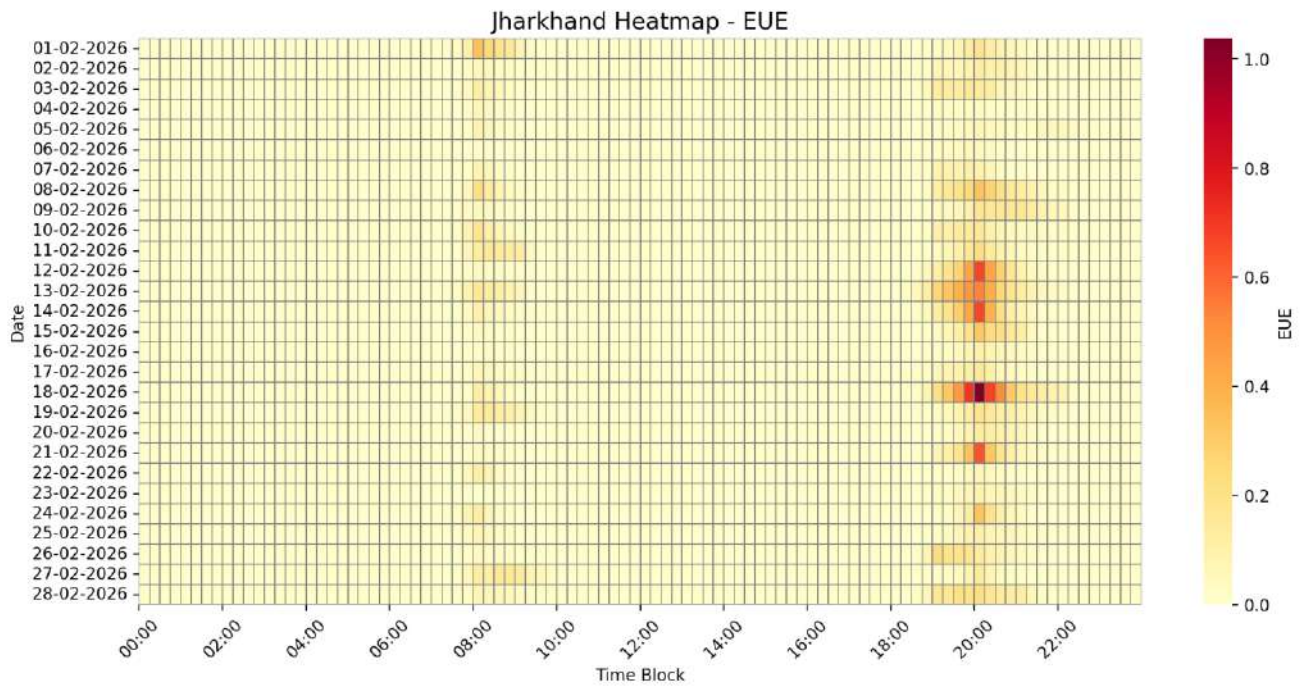


Jharkhand

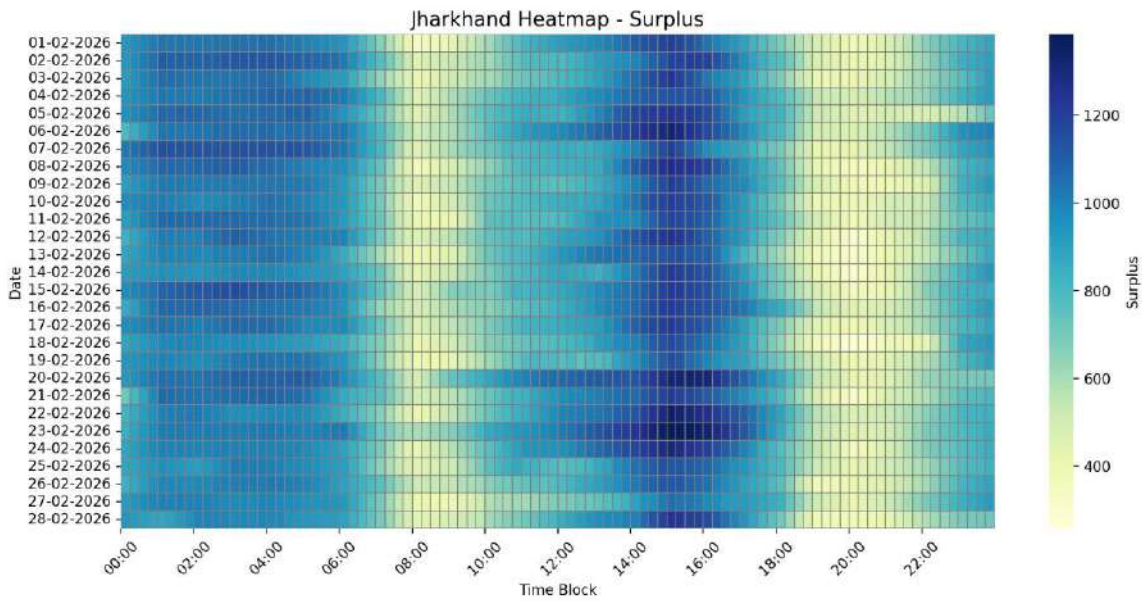
1) JH LOLE



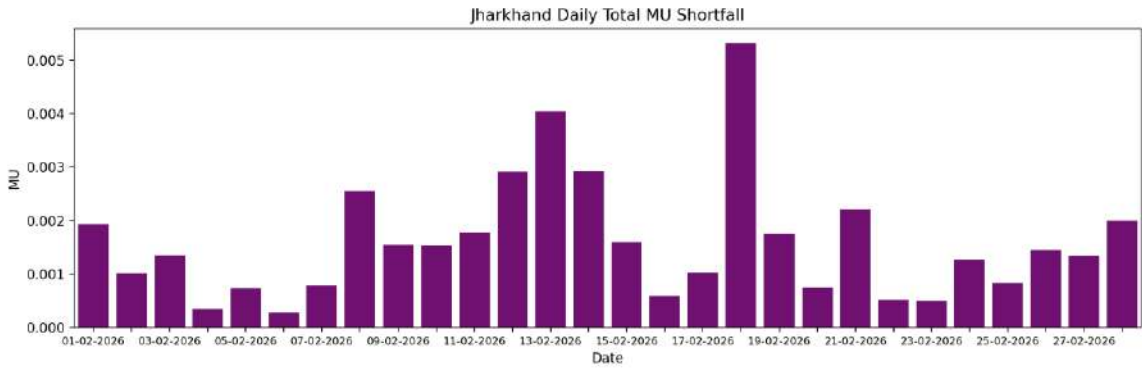
2) JH EUE



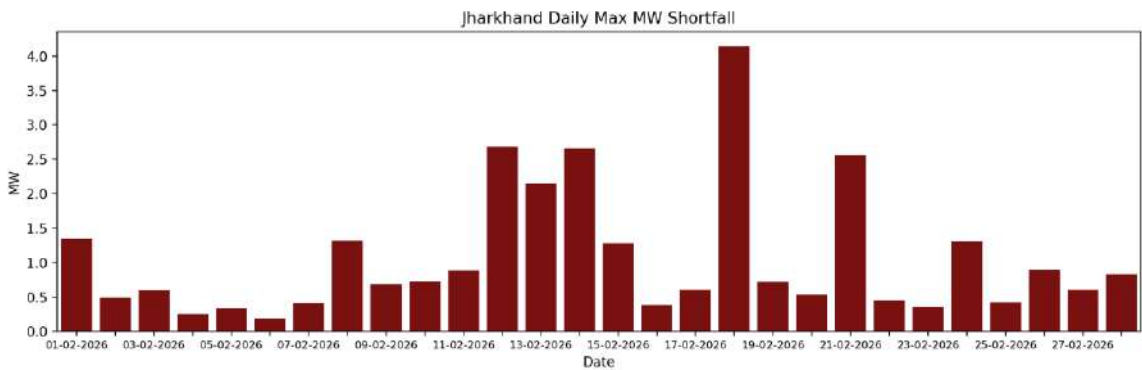
3) JH Surplus



4) JH Daily MU Shortfall

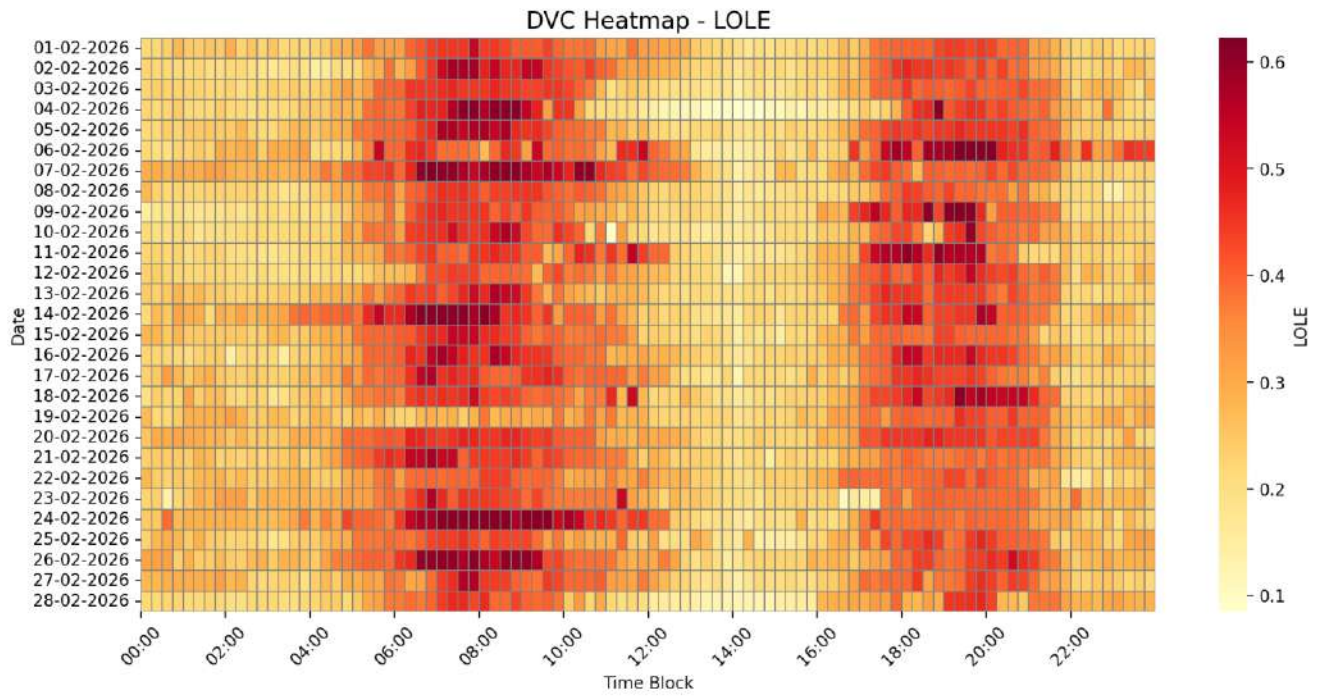


5) JH Daily MW Shortfall

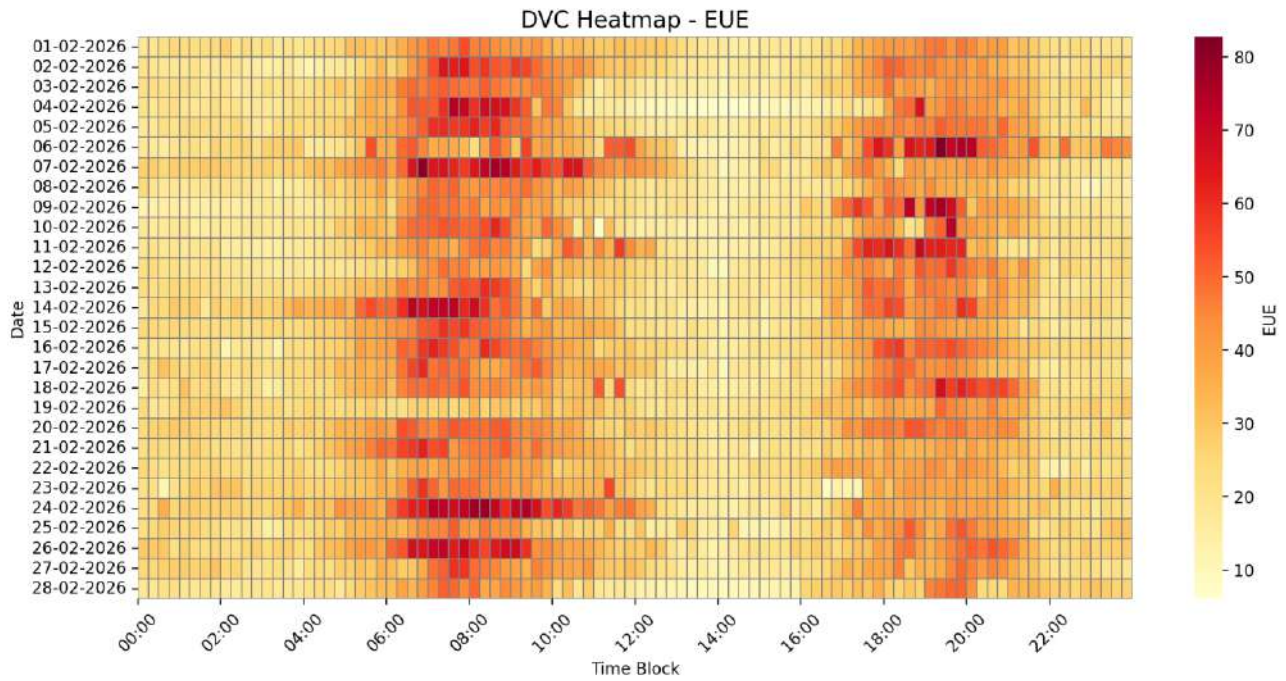


DVC

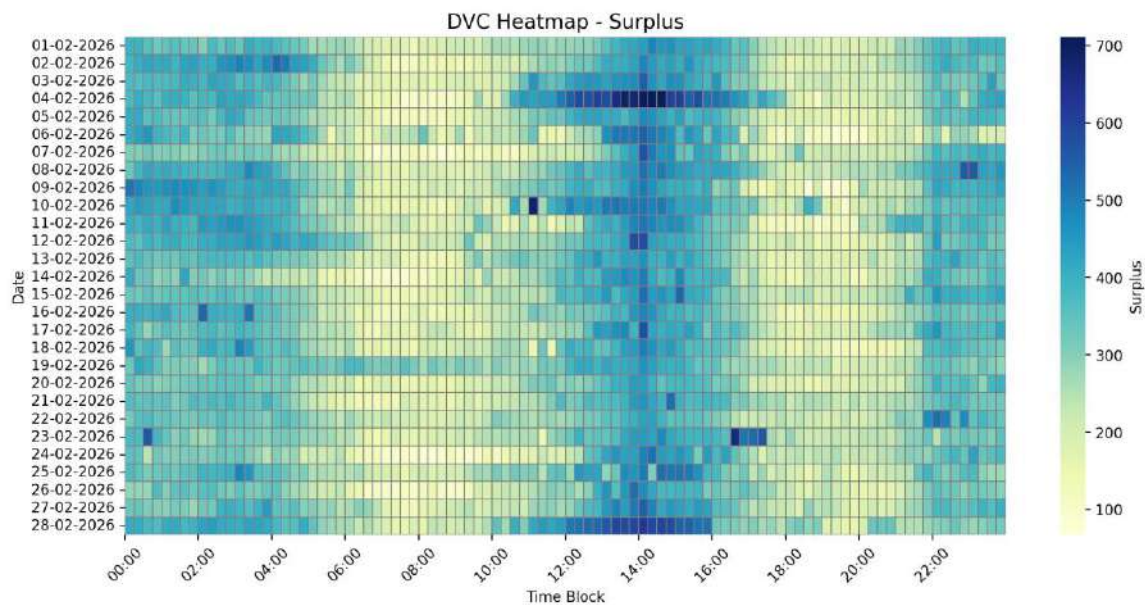
1) DV LOLE



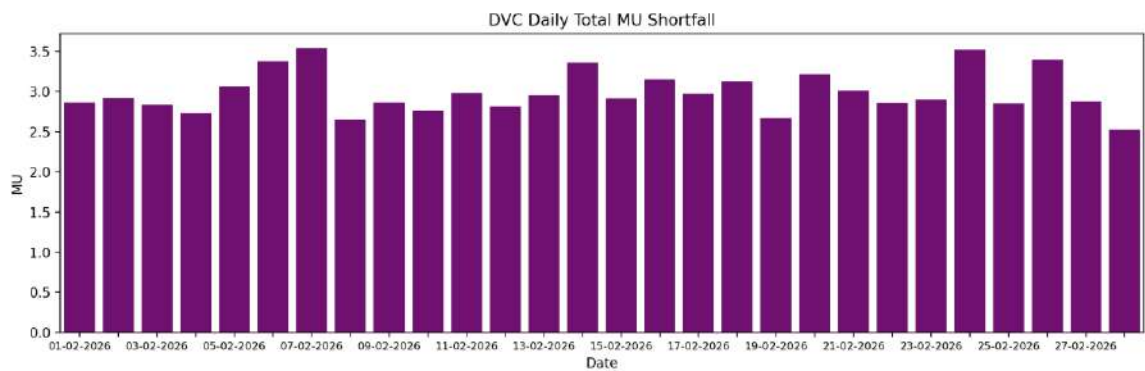
2) DV EUE



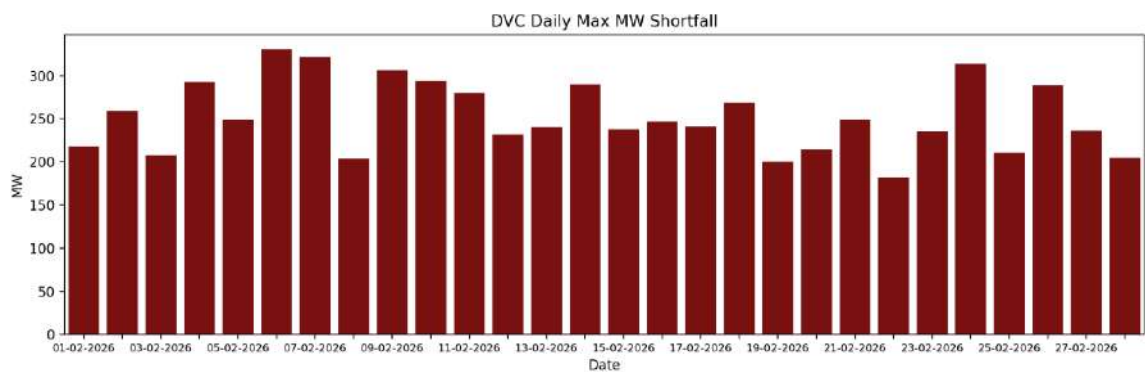
3) DV Surplus



4) DV Daily MU Shortfall



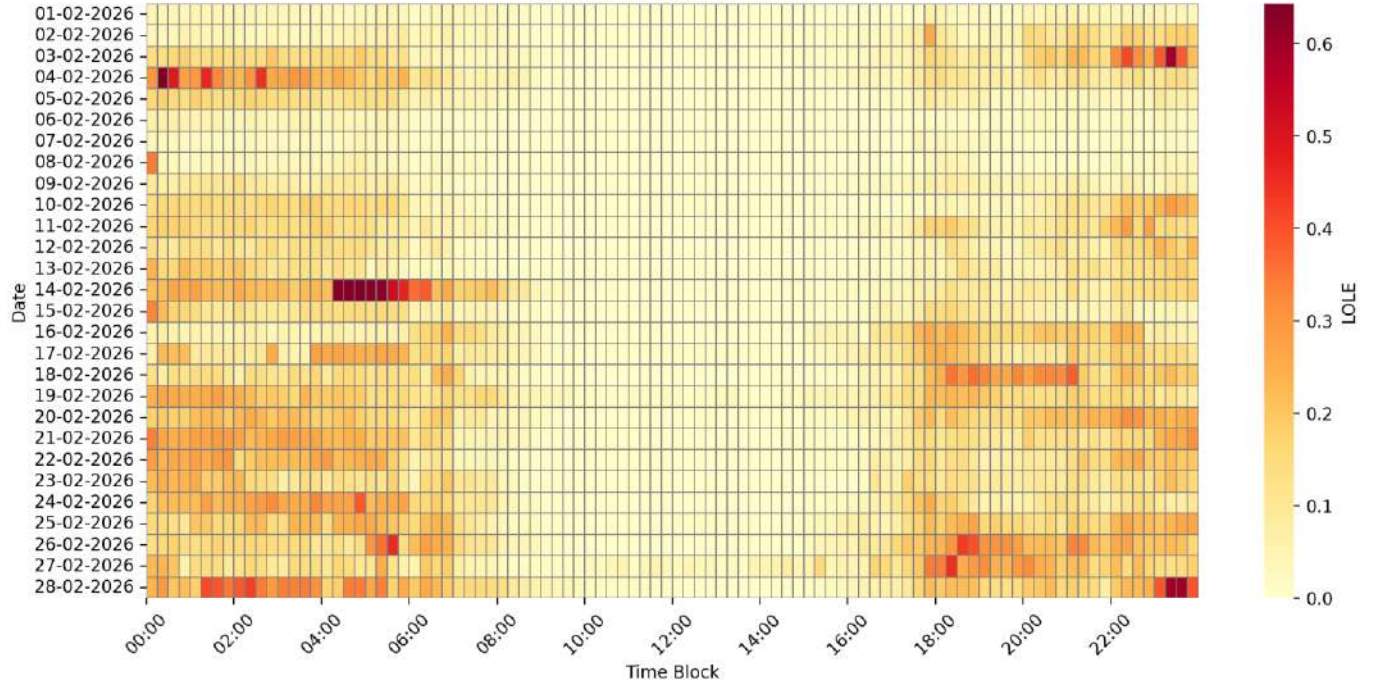
5) DV Daily MW Shortfall



Odisha

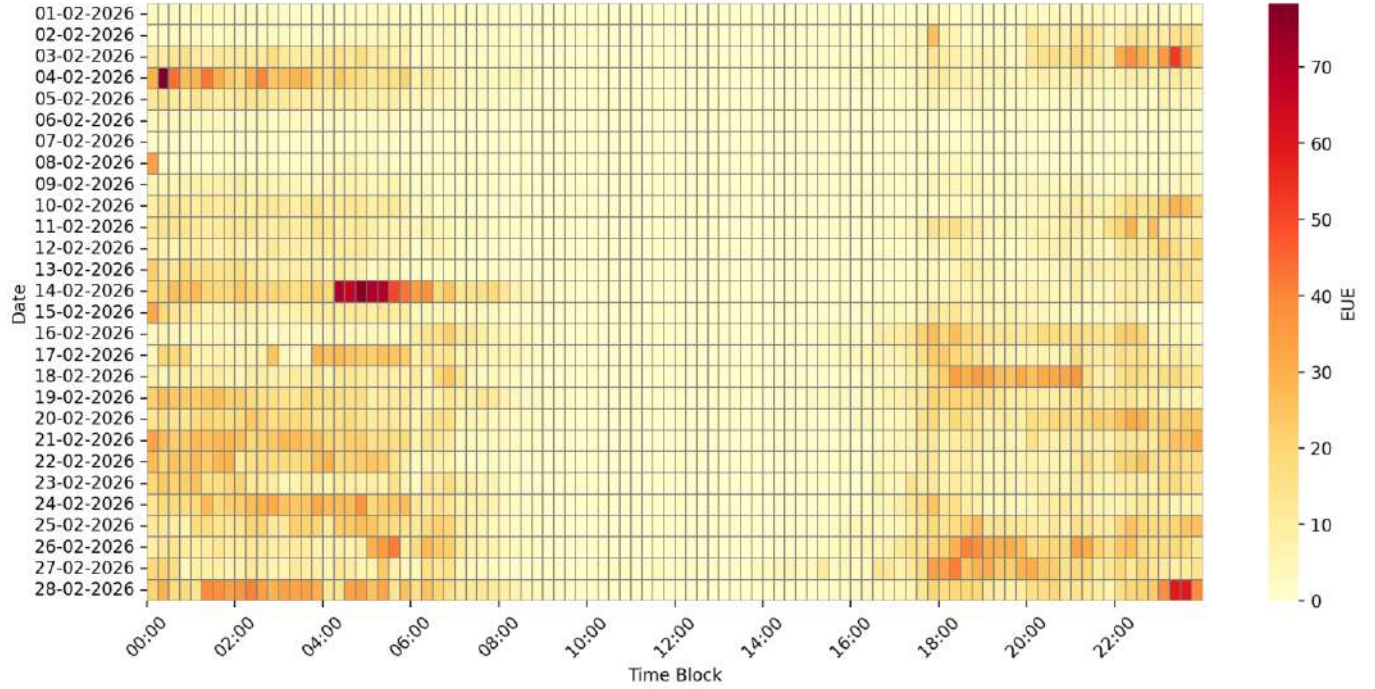
1) OD LOLE

Odisha Heatmap - LOLE

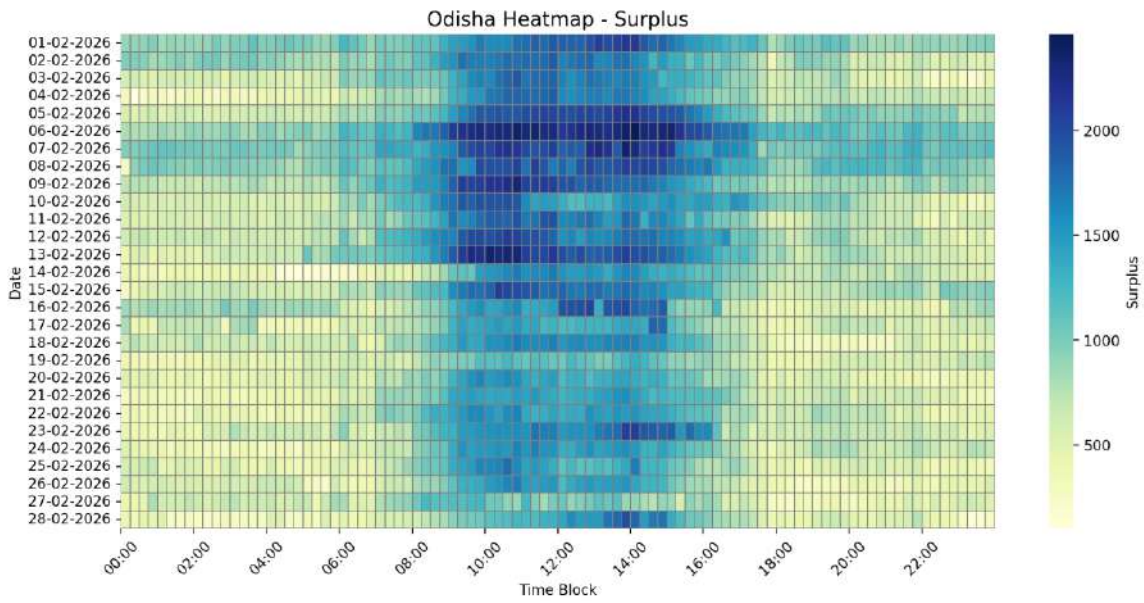


2) OD EUE

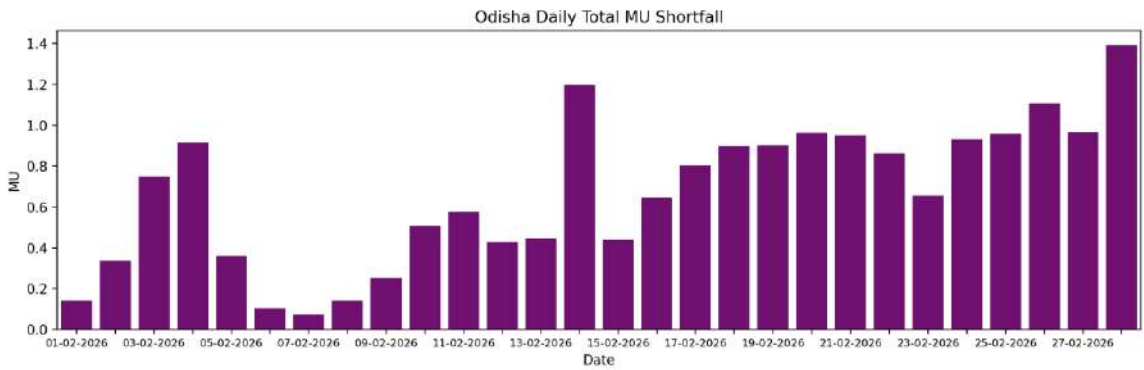
Odisha Heatmap - EUE



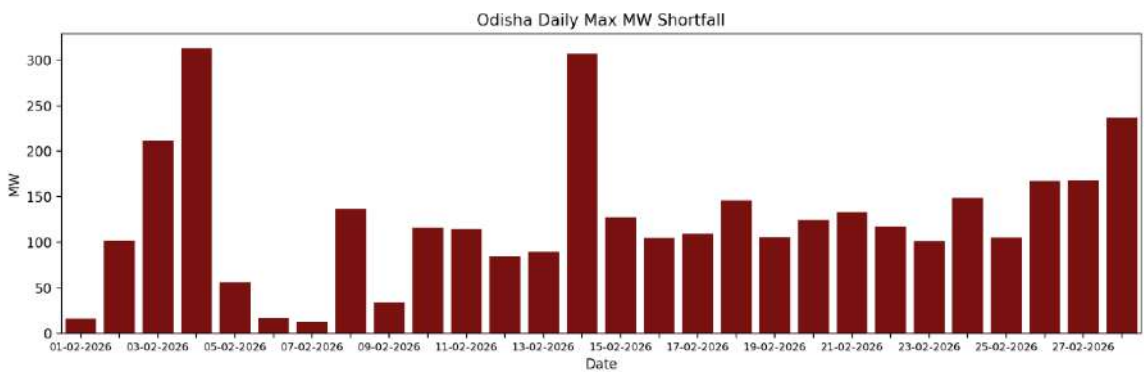
3) OD Surplus



4) OD Daily MU Shortfall



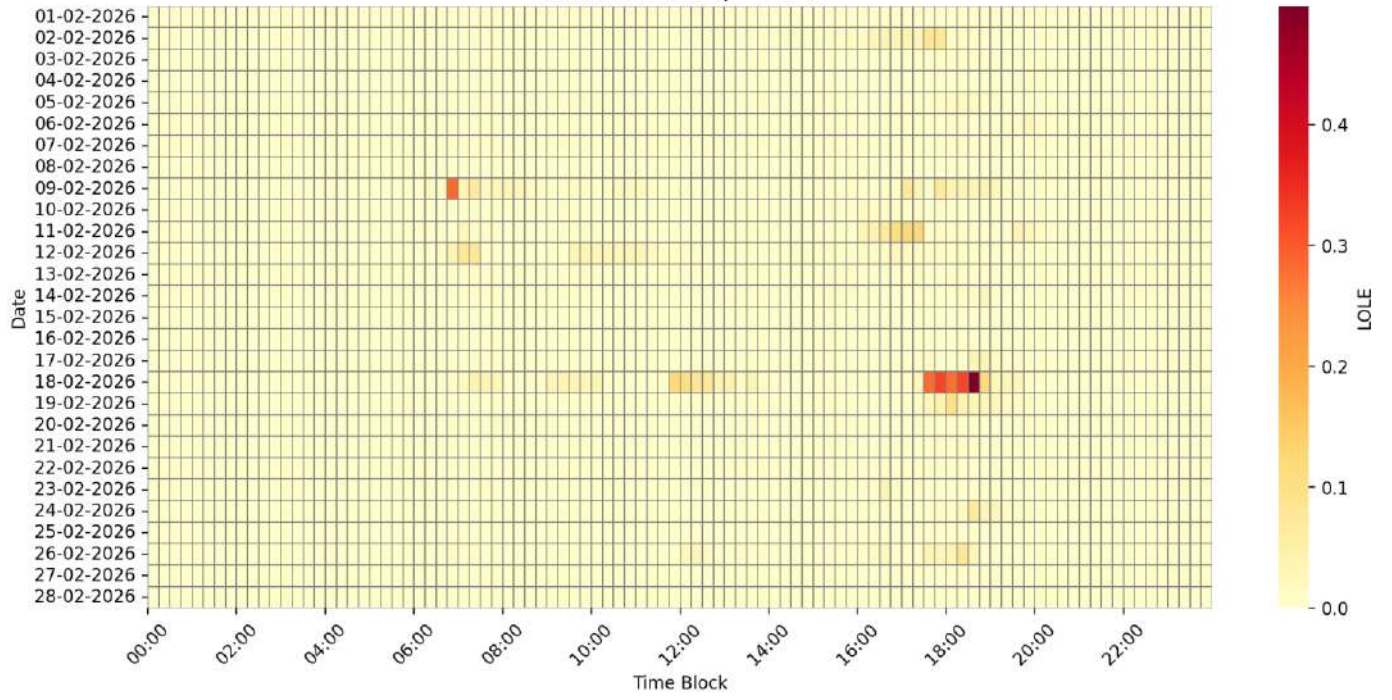
5) OD Daily MW Shortfall



Sikkim

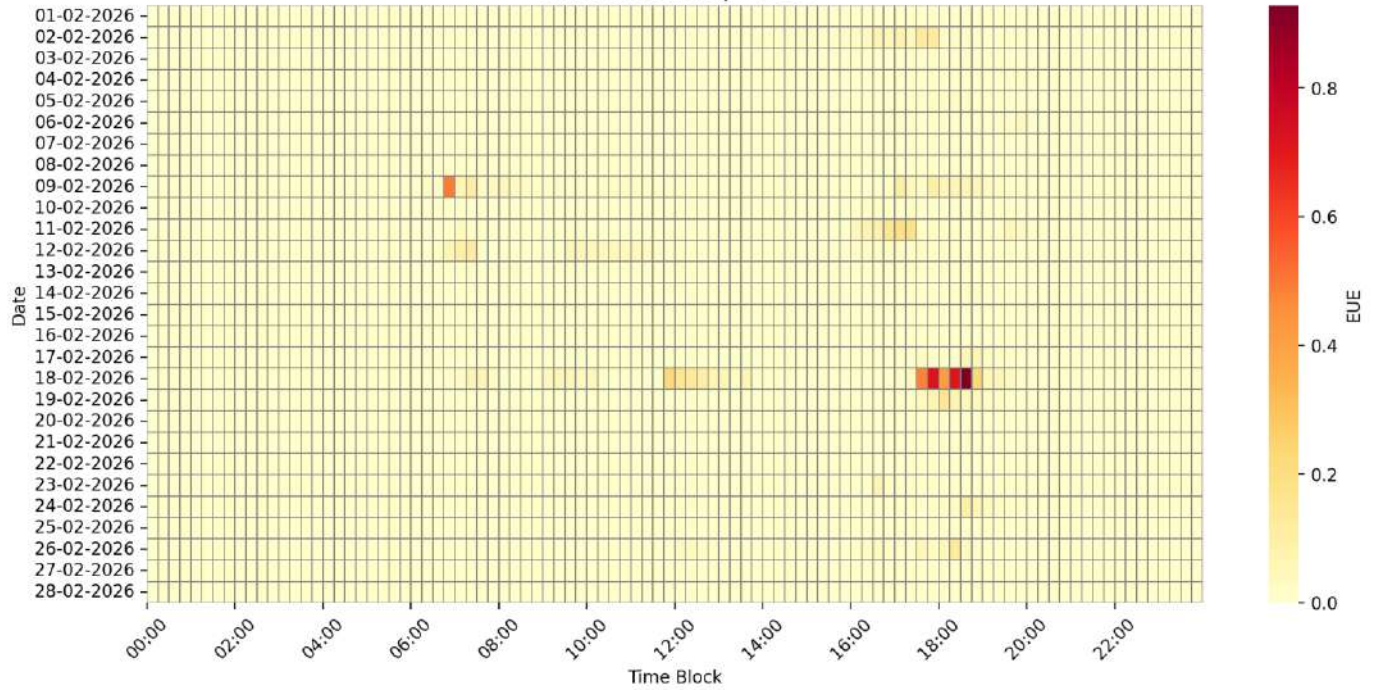
1) SI LOLE

Sikkim Heatmap - LOLE

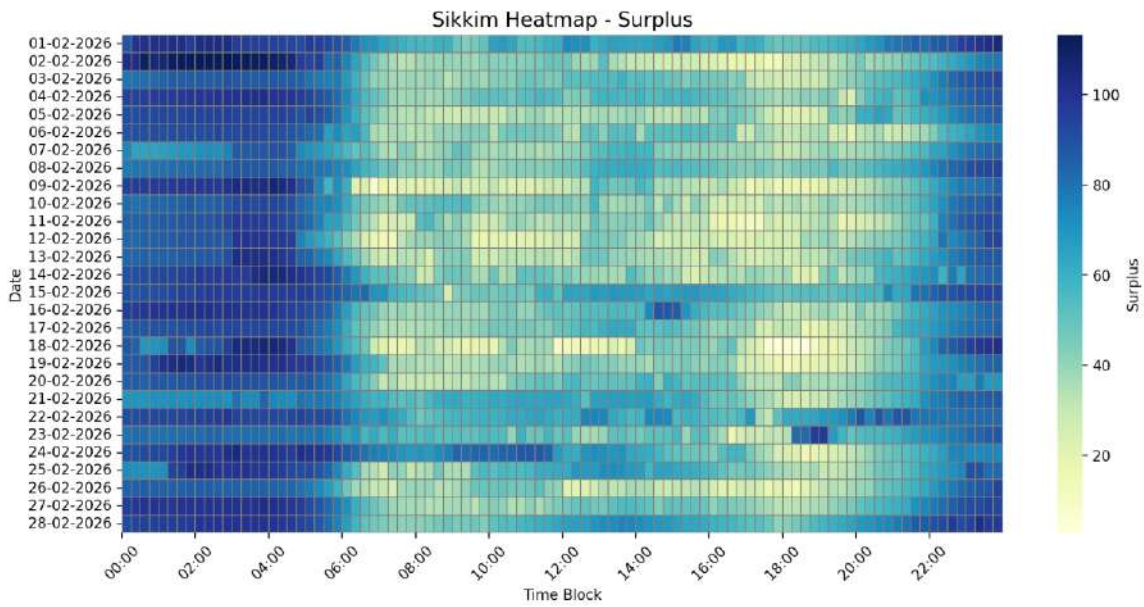


2) SI EUE

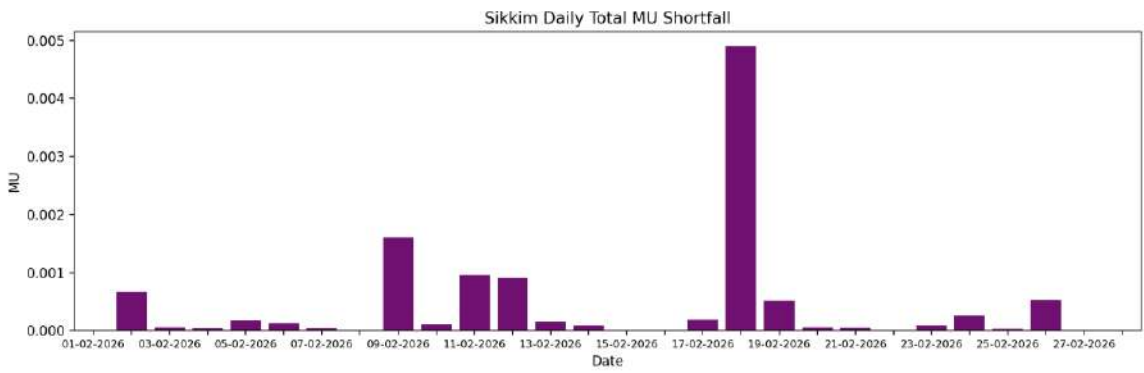
Sikkim Heatmap - EUE



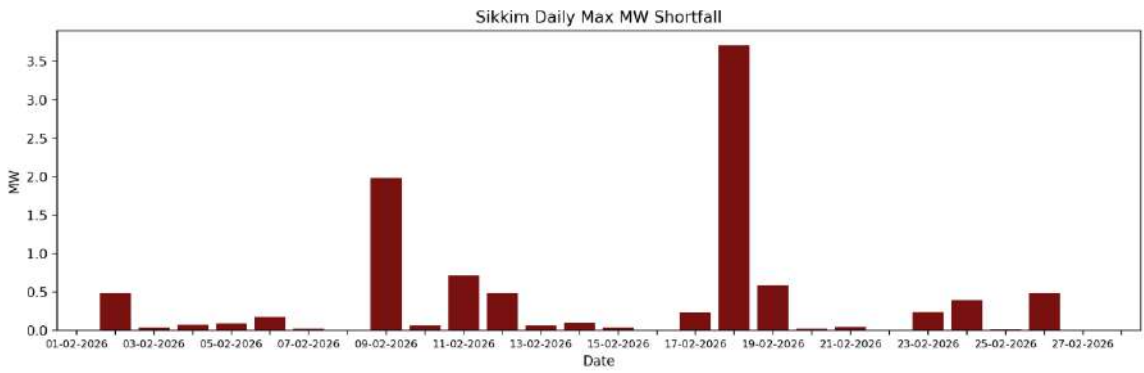
3) SI Surplus



4) SI Daily MU Shortfall



5) SI Daily MW Shortfall





**DAMODAR VALLEY CORPORATION
COMMERCIAL DEPARTMENT
DVC TOWERS, VIP ROAD
KOLKATA - 700054**

Phone : 033-23557931/6041

Fax : 033-2355 2129

No. Coml./18(ERPC)/ 1305

Date: 03.12.2025

To

The Member Secretary

Eastern Regional Power Committee,
14, Golf Club Road, Tollygunge,
Kolkata - 700033

Sub.: Annual Certification of availability of 400kV Transmission Line of DVC (declared as 'Non-ISTS Lines carrying ISTS Power') for periods 2022-23, 2023-24 & 2024-25.

- Ref: (1) 35th ERPC/TCC Meeting and Letter from ERPC dated 24.08.2017
(2) CERC Order dated 28.02.2022 in Petition No 466/TT/2020
(3) Annual Availability Certificate for 400kV Lines of DVC for periods 2020-21 & 2021-22 vide letter from ERPC dated 13.06.2022
(4) Annual Availability Certificate for 400kV Lines of DVC for periods 2017-18, 2018-19 & 2019-20 vide letter from ERPC dated 15.02.2022

Sir,

As per ref. (3) & (4) above, Annual Certification of availability of 400kV Transmission Line of DVC (declared as 'Non-ISTS Lines carrying ISTS Power') for periods 2017-18, 2018-19, 2019-20, 2020-21 & 2021-22 was received by DVC.

Further, in-line with the prior period annual availability certificates, It is requested to kindly provide Annual Certification of availability of 400kV Transmission Line of DVC (declared as 'Non-ISTS Lines carrying ISTS Power') for periods 2022-23, 2023-24 & 2024-25 for essential submission before CERC

Thanking You,

Yours faithfully,

Sr. General Manager (Comm)



ଓଡ଼ିଶା ବିଦ୍ୟୁତ୍ ଶକ୍ତି ସଂଚାରଣ ନିଗମ ଲି.8. ODISHA POWER TRANSMISSION CORPORATION LIMITED

(A Government of Odisha Undertaking)

Regd. Office: Janpath: Bhubaneswar-751007.

Telephone: (0674) 2540051 (EPABX), Website: www.optcl.co.in

CIN: U4102OR2004SGC007553

No. RT&C-05/2023

341⁽⁵⁾

Date 15.12.2025

To,

The Member Secretary
Eastern Regional Power Committee
14, Golf Club Road,
Tollygunge, Kolkata-700033

Sub: Certification of non-ISTS lines of OPTCL carrying ISTS Power for FY 2019-2024.

Ref: 1) Your letter no ERPC/COM-I/NON-ISTS/2018/5246 dated 12.10.2018.

2) CERC order dated 26.02.2025 in Petition No. 288/TT/2023.

3) Para 2.15 of Agenda of 231st OCC meeting held on 22.09.2025

Sir,


With reference to the subject cited above, we would like to bring to your kind attention that, upon our request based on the requirement of CERC, the following 9nos. Non-ISTS lines carrying ISTS power were certified by ERPC for the period 2014-2019.

Sl. No	Line Name	Voltage Level	Connecting Status	Ckt. Kms	Type Conductor	DOCO
1	Indravati-Indravati PG SC	400KV	Odisha, AP	3.970	Twin ACSR Moose	1999
2	Rengali-Keonjhar- SC	400KV	Odisha, WB	115.530	Twin ACSR Moose	1995
3	Keonjhar-Baripada-SC	400KV	Odisha, WB	104.243	Twin ACSR Moose	1995
4	Baripada-Kharagpur (Up Odisha Border)-SC	400KV	Odisha, WB	21.727	Twin ACSR Moose	1995
5	Jaynagar-PGCIL-DC	220KV	Odisha, CTU	15.460	ACSR Zebra	1990
6	Rengali-Rengali PGCIL-DC	220KV	Odisha, CTU	2.000	ACSR Zebra	1997
7	Balimela PH-Upper Sileru	220KV	Odisha, AP	24.760	ACSR Zebra	1982
8	Joda-JSPL SC	220KV	Odisha, JSEB	14.110	ACSR Zebra	1984
9	Joda-Kenduposi SC	132KV	Odisha	49.900	ACSR	1985

However, in para 2.15 of 231st OCC meeting agenda , it was requested that SLDC Odisha has to submit the verified tripping data of above transmission lines for FY 2014 onwards. OPTCL has attached the availability of the above lines (Annexure-1) along with tripping data (Annexure-2) and the same may be kindly verified and certified at your end.

Therefore it is requested that necessary certification in respect of above mentioned lines for the period FY 2019-2024 may please be issued at an early date for filling the same before CERC within the stipulated time.

Yours faithfully



Sr. GM (RT&C)

CC

1. Sr.PS to CMD, OPTCL, Bhubaneswar for kind information of CMD.
2. Sr. PS to Director (SLDC), Bhubaneswar for kind information of Director(SLDC)
3. PS to Director (O), OPTCL, Bhubaneswar for kind information of Director (O).
4. PS to Director (F), OPTCL, Bhubaneswar for kind information of Director (F).

(Annexure - 1)

SLNO	NAME OF THE LINE	VOLTAGE LEVEL	AVAILABILITY FOR 2019-2020 IN %	AVAILABILITY FOR 2020-2021 IN %	AVAILABILITY FOR 2021-2022 IN %	AVAILABILITY FOR 2022-2023 IN %	AVAILABILITY FOR 2023-2024 IN %
1	Indravati - Indravati PG -SC	400	100	100	100	100	100
2	Rengali- Keonjhar-SC	400	100	100	100	100	100
3	Keonjhar- BARIPADA-SC	400	100	100	100	100	100
4	Baripada- Kharagpur(upto Odisha Boarder)SC	400	100	100	100	100	100
5	Jayanagar-PGCIL DC	220	100	100	100	100	100
6	Rengali-Rengali PGCIL DC	220	100	100	100	99.99	100
7	Balimela PH-U. Silure SC	220	100	100	100	100	100
8	Joda-JSPL SC	220	100	99.99	100	100	100
9	Joda-Kenduposi SC	132	99.96	100	100	99.99	100

Annexure D.1

Anticipated Peak Demand (in MW) of ER & its constituents for February 2026

1	BIHAR	Demand (MW)	Energy Requirement (MU)
	NET MAX DEMAND	6027	3586
	NET POWER AVAILABILITY- Own Sources	382	378
	Central Sector+Bi-Lateral	5270	3431
	SURPLUS(+)/DEFICIT(-)	-375	222
2	JHARKHAND		
	NET MAXIMUM DEMAND	2102	981
	NET POWER AVAILABILITY- Own Source	244	210
	Central Sector+Bi-Lateral+IPP	1165	649
	SURPLUS(+)/DEFICIT(-)	-258	-122
3	DVC		
	NET MAXIMUM DEMAND	3400	2155
	NET POWER AVAILABILITY- Own Source	5603	3184
	Central Sector+MPL	313	137
	Bi- lateral export by DVC	2354	1582
	SURPLUS(+)/DEFICIT(-) AFTER EXPORT	162	-415
4	ODISHA		
	NET MAXIMUM DEMAND (OWN)	5000	3852
	NET MAXIMUM DEMAND (In Case of CPP Drawal of 900 MW(peak) and average drawl of 700 MW)	5525	3583
	NET POWER AVAILABILITY- Own Source	2796	2177
	Central Sector	2271	984
	SURPLUS(+)/DEFICIT(-) (OWN)	67	-691
	SURPLUS(+)/DEFICIT(-) (I(In Case of CPP Drawal of 900 MW(peak) and average drawl of 700 MW)	-458	-422
5	WEST BENGAL		
	WBSEDCL	6918	
5.1	NET MAXIMUM DEMAND	6923	3921
	NET MAXIMUM DEMAND (Incl. Sikkim)	5497	3576
	NET POWER AVAILABILITY- Own Source (Incl. DPL)	2502	2554
	Central Sector+Bi-lateral+IPP&CPP+TLDP	5	999
	EXPORT (To SIKKIM)	1076	3
	SURPLUS(+)/DEFICIT(-) AFTER EXPORT		-23
5.2	CESC		
	NET MAXIMUM DEMAND	1620	680
	NET POWER AVAILABILITY- Own Source	700	363
	IMPORT FROM HEL	541	274
	TOTAL AVAILABILITY OF CESC	1241	637
	SURPLUS(+)/DEFICIT(-)	-379	-43
	WEST BENGAL (WBSEDCL+CESC+IPCL) (excluding DVC's supply to WBSEDCL's command area)		
	NET MAXIMUM DEMAND	8538	4601
	NET POWER AVAILABILITY- Own Source	6197	2917
	CS SHARE+BILATERAL+HPP/CPP+TLDP+HEL	3043	1273
	SURPLUS(+)/DEFICIT(-) BEFORE WBSEDCL'S EXPORT	702	-410
	SURPLUS(+)/DEFICIT(-) AFTER WBSEDCL'S EXPORT	697	-413
6	SIKKIM		
	NET MAXIMUM DEMAND	137	70
	NET POWER AVAILABILITY- Own Source	87	31
	Central Sector	83	55
	SURPLUS(+)/DEFICIT(-)	32	17
	EASTERN REGION		
	NET MAXIMUM DEMAND	25204	15244
	NET MAXIMUM DEMAND ((In Case of CPP Drawal of 900 MW(peak) and average drawl of 700 MW)	25224	14975
	BILATERAL EXPORT BY DVC (Incl. Bangladesh)	2354	1582
	EXPORT BY WBSEDCL TO SIKKIM	5	3
	EXPORT TO B'DESH & NEPAL OTHER THAN DVC	642	431
	NET TOTAL POWER AVAILABILITY OF ER (INCLUDING CS ALLOCATION +BILATERAL+IPP/CPP+HEL)	25099	13845
	SURPLUS(+)/DEFICIT(-)	-110	-1402
	SURPLUS(+)/DEFICIT(-) (In Case of CPP Drawal for Odisha)	-131	-1133