

EASTERN REGIONAL POWER COMMITTEE

14, Golf Club Road, Kolkata -700 033

Phone : 033-24239650

Fax : 033-24239651

web: www.erpc.gov.in
eecom1.erpc@gov.in

No.ERPC/COM-I/REA/2017/2789-2828

Date: 03.11.2017

To: As per list attached.

Sub: Provisional Regional Energy Accounting (REA) of Eastern Region for the month of October' 2017

Sir,

Please find enclosed a copy of the ABT based Provisional Energy Account for the month of October'2017 [Except Page 12/12].

NTPC vide letter No- ER-I HQ/COMML/14 dated 31.05.2017 have intimated allocation of 50 MW from Farakka Stage-III in favour of Jharkhand out of the 75 MW (15%) power allotted to NTPC by MoP for sale outside Long Term PPA. The same has been effected from 01.06.2017.

NTPC vide letter No- ER-I HQ/COMML/14 dated 25.09.2017 have intimated allocation of 25 MW from Farakka Stage-III in favour of Bihar out of the 25 MW remaining power allotted to NTPC by MoP for sale outside Long Term PPA. The same has been effected from 27.09.2017.

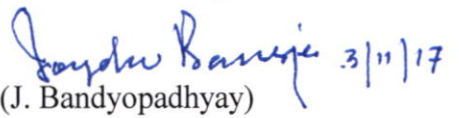
BRBCL have declared their second 250 MW unit of Nabinagar STPS w.e.f 10.09.2017. The second unit is being scheduled w.e.f 23.09.2017.

ERLDC has informed that the Solar, NVVN (Coal Power) schedules may be arrived at by bifurcating the beneficiary schedule among beneficiary (non-solar) and NVVN (solar), NTPC (solar) schedule in the ratio of their allocation.

Constituents are requested to intimate any discrepancy / error within two months from the date of issue of this provisional REA. In case of any discrepancy/error, the provisional REA would be revised based on re-examination, final decision and confirmation. In case no communication is received from any of the constituents indicating mistakes / discrepancy, the provisional REA as issued, would be treated as final.

Encl.: As above.

Yours faithfully,


(J. Bandyopadhyay) 3/11/17
Member Secretary

DISTRIBUTION LIST

- 1) CHIEF ENGINEER, TRANSMISSION (O&M), Bihar State Electricity Board, Vidyut Bhavan, Bailey Road, Patna-800021 (FAX:0612 2227557).
- 2) CHIEF ENGINEER (COMML.), Damodar Valley Corporation, DVC Tower, VIP Road, Kolkata-700054 (FAX: 033 23552129)
- 3) CHIEF ENGINEER (COMML. & REVENUE), Jharkhand State Electricity Board, HEC Engineering Building, Dhurva, Ranchi-834002 (FAX : 0651 2400799 / 2490486).
- 4) Addl. Chief Engineer (SLDC/EHV), Deptt. of Power, Govt. of Sikkim, Kazi Road, Gangtok-737101 (FAX:03592 202927/209199)
- 5) CHIEF ENGINEER (PTR), West Bengal State Electricity Distribution Company Limited, Bidyut Bhavan, 8th Floor, Bidhannagar, Kolkata-700091 (FAX : 033 2334 5862)
- 6) General Manager (Commercial), NTPC Ltd., Loknayak Jaiprakash Bhawan, Dakbunglow Chowk, Patna-800001(FAX: 0612 2230035 / 2224287)
- 7) Regional Executive Director (East-II), 3rd Floor, OCHC Building (New), 24, Janpath, Bhubaneswar - 751001 (Fax No. 0674-2394857)
- 8) Addl. General Manager (Commercial), ERTS-I, POWERGRID, Boring Road, Alankar Place, Patna-800001. (FAX: 0612 2234097/2228984)
- 9) Chief Engineer (Commercial), NHPC Ltd., NHPC Office Complex, Sector-33, Faridabad, Haryana - 121003, (TELEFAX : 0129 2278358)
- 10) General Manager, ERLDC, 14 Golf Club Road, Kolkata-700033 (FAX: 033 2423 3648)
- 11) Sr. General Manager (PP), GRIDCO, 4th Floor, Vidyut Bhavan, Saheed Nagar, Bhubaneswar-751007
- 12) Member Secretary, WRPC, MIDC Area, Marol, Andheri(E), Mumbai-400093 (FAX : 022 2837 0193).
- 13) Member Secretary, NRPC, Katwaria Sarai, 18A SJSS Marg, New Delhi-16 (FAX 01126865206).
- 14) Member Secretary, SRPC, 29, Race Course Road, Bangalore-560009 (FAX : 080 2259343).
- 15) Member Secretary, NERPC, NERPC Complex, Dong Parmaw, Lapalang, Shillong-793006, Meghalaya
- 16) Chief Engineer (Commercial), M.P. Power Management Co. Ltd., Shakti Bhawan, Vidyut Nagar, Rampur, Jabalpur-482008 (Fax No. 0761-2661884)
- 17) Chief Engineer(PP), MSEDCL, Prakashgarh, 4th Floor, Bandra(East), Mumbai- 400051.
- 18) Chief Engineer.(Commercial), CSEB, Dandania, Post Sunder Nagar, Raipur-492013.
- 19) Executive Engineer, Electricity Department, Administration of Dadra and Nager Haveli, SILVASSA, Via. VAPI, PIN : 396 230.
- 20) Executive Engineer, Electricity Department, Administration of Daman & Diu, Power House Building, Nani Daman – 396 210.
- 21) Executive Engineer Division-III, Electricity Department, Government of Goa, Curti, Ponda- Goa (FAX-0832-2222354)
- 22) Chief Engineer(Operation), Main Load Despatch Centre, TNEB, 802 Anna Salai, Chennai-600002.
- 23) General Manager, Energy Accounts Dept., UPPCL, Shakti Bhawan Extn., 14 Ashok Marg, Lucknow-226001.
- 24) Chief Engineer(Comml & Survey Wing), Power Dev. Deptt., Govt. of J&K, GLADNI, Narval Bala, Jammu-180006.
- 25) Chief Engineer , Rajasthan Power Procurement Centre, Bidyut Bhavan, Janpath, Jaipur.
- 26) General Manager (SLDC), SLDC building,, Minto Road, New Delhi-110002.(FAX-011-2322-1012)
- 27) Director (Interstate Billing), PSEB, 220 Kv Grid S/s, The Mall, Patiala-147001.
- 28) Chief Engineer (SO&Commercial), HVPNL ., Shakti Bhawan, Sector-6, Panch kula-134109.
- 29) GM (Commercial-Tariff), ASEB, Bijulee Bhawan, Paltan Bazar, Guwahati- 781001.
- 30) Chief Engineer (Power), Deptt. of Power, Govt. of Nagaland, Kohima –797 001.
- 31) Member (Technical) MeSEB, Lumjingshai, Short Round Road, Shillong.
- 32) Chief General Manager (RT & C), OPTCL, Janpath, Bhubaneswar-751022.(Tel FAX-0674 2542 120)
- 33) Vice President (CS-CB), PTC India Limited, 2nd Floor, NBCC Tower, 15, Bikaji Cama Place, New Delhi –110065 (FAX : 011 41659142)
- 34) Executive Director(Finance), Gujarat Urja Vikas Nigam Ltd., Sardar Patel Vidyut Bhavan, Race Course, Vadodara – 390007.
- 35) Chief G. M., Uttarakhand Power Corp. Ltd., Urja Bhawan, Kanwali Road, Dehradun - 248006.
- 36) Superintending Engineer(E), UT of Chandigarh, 5th Floor, New Addl. Office Bldg., Sector-9D, Chandigarh-160 009.
- 37) Chief Engineer (System Operation), Himachal Pradesh State Electricity Board, Vidyut Bhawan, Kumar House Complex , Block-II, Shimla-171004.
- 38) S.E.-I, Electricity Department, N0.137, NSC Bose Salai, Puducherry-605001.
- 39) AGM(BD / P&S), NVVNL, NTPC BHAWAN, Core-7, Scope Complex, 7, Institutional Area, Lodhi Road, New Delhi – 110 003 (FAX 011 24367201)
- 40) AVP (Power Sales), STERLITE Energy Limited., 1st Floor, City Mart, Commercial Complex, Baramunda, Bhubaneswar ORISSA, PIN-751003 (FAX : 0674-2354221-6610342)

EASTERN REGIONAL POWER COMMITTEE :: KOLKATA

REGIONAL ENERGY ACCOUNTING FOR THE MONTH OF OCTOBERR- 2017

(*) C.O.D. OF UNIT # 5 OF KhSTPS STAGE - II ON 00:00 HRS. OF 01.08.2008 (*) C.O.D. OF UNIT # 4 OF Barh STPS STAGE - II ON 00:00 HRS. OF 15.11.2014
 (*) C.O.D. OF UNIT # 6 OF KhSTPS STAGE - II ON 00:00 HRS. OF 30.12.2008 (*) C.O.D. OF UNIT # 5 OF Barh STPS STAGE - II ON 00:00 HRS. OF 18.02.2016
 (*) C.O.D. OF UNIT # 7 OF KhSTPS STAGE - II ON 00:00 HRS. OF 20.03.2010
 (*) C.O.D. OF UNIT # 6 OF FSTPS STAGE - III ON 00:00 HRS. OF 04.04.2012

A. NTPC POWER STATIONS	FSTPS STAGE-I&II	FSTPS STAGE-III I/C = 500 MW	KhSTPS STAGE-I (*)	KhSTPS STAGE-II (*)	TSTPS STAGE-I	BARH STPS STAGE-II	BRBCL I/C = 500 MW
1 Installed Capacity (MW) :	1600	500	840	1500	1000	1320	500
2 Normative Auxiliary Energy Consumption as per CERC Tariff Notification (%) : (2014-19)	6.46875	5.7500	9.0000	5.7500	5.7500	5.7500	9.0000
3 Ex-Bus Normative Capacity at 100% availability (MW) :	1496.50	471.25	764.40	1413.75	942.50	1244.10	455.00
4 Proportional Annual Fixed Charge (AFC) in Rs.: (full fixed charge recovery at 83% PAFM)	9087606000	5625027864	5528437000	12706380000	5904124000	17609800000	4885500000
5 Average Declared capacity (DC) for the month (ex-bus MW) :	1063.99	319.61	691.25	1251.50	882.99	941.97	152.28
6 Average Declared capacity (DC) for the month (ex-bus %) -- PAFM :	71.10	67.82	90.43	88.52	93.69	75.71	33.47
7 Cumulative Availabilty (FY:2017-18) up to the preceeding month (%):	83.00	94.79	91.36	92.45	89.73	83.79	82.05
8 Cumulative Availabilty (FY:2017-18) including the current month (%):	81.28	90.59	91.22	91.88	90.30	82.62	70.73
9 Cumulative Capacity charge payable upto the current month in Rs. : [n x AFC/12] x (PAFn / NAPAF) ; n=1,2,.....,11,12(From April to March).	5191249307	3281266254	3224921583	7412055000	3444072333	10225353145	2428574202
10 Cumulative Capacity charge upto the preceding month in Rs. :	4543803000	2812513932	2764218500	6353190000	2952062000	8804900000	2414790813
11 Capacity Charge payable in the current month (9 - 10) in Rs. [CCn]	647446307	468752322	460703083	1058865000	492010333	1420453145	13783389

1 Rupee values are indicative only and will depend on CERC tariff orders as issued from time to time

Sandeep Banerjee 3/11/12
Member Secretary

EASTERN REGIONAL POWER COMMITTEE :: KOLKATA
REGIONAL ENERGY ACCOUNTING FOR THE MONTH OF OCTOBERR- 2017

A. NTPC POWER STATIONS (Contd..)	FSTPS STAGE-I&II	FSTPS STAGE-III	KhSTPS STAGE-I (*)	KhSTPS STAGE-II (*)	TSTPS STAGE-I	BARH STPS STAGE-II	BRBCL
12 Total Schduled Generation for the current month (MWH) :	725360.443080	214853.119951	487159.884221	857961.097620	648214.014396	635160.067625	104783.013784
13 Total Schduled Generation Excluding STOA/IER Exchange (MWH) :	725360.443080	211075.689333	487159.884221	857961.097620	648214.014396	635160.067625	104783.013784
14 Cumulative Schduled Ex-bus Generation upto the preceding month (MWH) :	4526412.487859	1442947.133807	2694897.106234	4733000.470044	3623057.069618	4085219.088061	208341.699187
15 Cumulative Schduled Ex-bus Generation including the current month (MWH) :	5251772.930939	1654022.823140	3182056.990455	5590961.567664	4271271.084014	4720379.155686	313124.712971
16 Plant Load Factor for the current month (%) :	65.15	61.28	85.66	81.57	92.44	68.62	30.95
17 Cumulative Plant Load Factor including the current month (%) :	68.33	76.43	81.06	77.05	88.24	73.87	39.83
18 Normative Scheduled Energy cumulative beyond which incentive payable (MWH) : (85 % PLF; ex-bus MWH : 10 months)	6533120.400000	1899713.076000	3337064.640000	6171867.000000	4114578.000000	5431242.960000	620501.700000
19 Net Energy Scheduled to Virtual Anciliary Entity (VAE) for the month	14161.694	6695.148	7296.722	16843.642	1271.210	22296.702	6197.920
20 Cumulative Scheduled Generation to be considered for incentive upto preceding month	4451405.059	1442947.133	2653390.962	4582401.196	3624118.672	4044460.387	195233.927
21 Cumulative Scheduled Generation to be considered for incentive upto current month	5162603.808	1647327.674	3133254.125	5423518.652	4271061.477	4657323.753	293819.020
22 Cumulative Energy eligible for incentive including current month (MWH) :	0.000	0.000	0.000	0.000	156483.477	0.000	0.000
23 Energy eligible for incentive upto preceding month (MWH) :	0.000	0.000	0.000	0.000	105577.672	0.000	0.000
24* Energy eligible for incentive in the current month (MWH) :	0.000	0.000	0.000	0.000	50905.804	0.000	0.000

1 Rupee values are indicative only and will depend on CERC tariff orders as issued from time to time


Member Secretary

EASTERN REGIONAL POWER COMMITTEE :: KOLKATA

REGIONAL ENERGY ACCOUNTING FOR THE MONTH OF OCTOBER- 2017

STATION : FSTPS STAGE - I & II

ENTITLEMENT, INCENTIVE(IF ANY) & ENERGY CHARGES BILLING

BENEFICIARIES	SHARE ALLOCATION OF CURRENT MONTH	ENTITLEMENT OF THE BENEFICIARIES	DRAWAL SCHEDULE	CUMULATIVE ENTITLEMENT OF THE BENEFICIARIES	CUMULATIVE DRAWAL SCHEDULE	SCHEDULE BELOW 85% OF ENTITLEMENT	CUM % FOR SHARING COMPENSATION
	(%)	(MWH)	(MWH)	(MWH)	(MWH)	(MWH)	(%)
ER:							
BIHAR #	31.397866	248536.519784	194829.988872	1638624.22	1331744.663	61085.923	25.76
JHARKHAND	8.574292	67885.252752	61431.719142	447493.01	348065.67	32303.390	13.63
DVC	0.000000						
DVC (COAL POWER - Rajasthan)	0.367647	5949.381547	5898.011506	39223.10	30812.47	2527.159	1.07
DVC (COAL POWER - Talcher)	0.192231						
DVC (COAL POWER - Unchahar)	0.191680						
ODISHA	13.630000						
ODISHA (COAL POWER - AFTAB)	0.099049						
ODISHA (COAL POWER - DADRI)	0.082937	112277.9812833	146853.739117	740226.65	590141.14	39051.509	16.47
ODISHA (COAL POWER - Rajasthan)	0.275736						
ODISHA (COAL POWER - Raj-II SunTech)	0.000000						
ODISHA (COAL POWER - Faridabad)	0.095840						
WEST BENGAL	30.540000						
West Bengal (COAL POWER - Rajasthan)	0.919117	249032.396124	193984.266421	1641821.30	1336080.74	59467.364	25.09
West Bengal (COAL POWER- Raj-II SunTech)	0.000000						
SIKKIM	1.630000	12903.184972	12068.968671	85068.15	54216.18	18091.742	7.63
SUB-TOTAL	87.996395	696584.716462	615066.693728	4592456.42	3691060.87		
SR:							
ANDHRA PRADESH	0.000000						
KARNATAKA	0.000000						
TAMILNADU	1.290000						
KERALA	0.000000						
PONDICHERRY	0.000000						
SUB-TOTAL	1.290000	10211.723076	15950.927504	67323.87	105229.14	0.000	0.00
WR :							
CHHATTISGARH	0.000000	0					
GUJARAT	0.000000	0					
MADHYA PRADESH	0.000000	0					
MAHARASTRA	0.000000	0					
DADRA & NAGAR HAVELI	0.000000	0					
DAMAN & DIU	0.000000	0					
GOA	0.000000	0					
SUB-TOTAL	0.000000	0	0.000000	0.00	0.00	0.000	0.00
NR:							
UTTAR PRADESH	2.080000						
HARYANA	0.690000						
RAJASTHAN	0.690000						
J & K	0.850000						
HIMACHAL PRADESH	0.000000						
DELHI	1.390000						
PUNJAB	1.390000						
UTTARAKHAND	0.000000						
CHANDIGARH	0.000000						
SUB-TOTAL	7.090000	56124.896596	58111.060098	369961.41	290153.60	24313.606	10.26
NER :							
ASSAM	2.455737						
ASSAM (COAL POWER - Rajasthan)	0.091912						
MEGHALAYA	0.000000						
NAGALAND	0.429803						
ARUNACHAL PRADESH	0.191917						
MIZORAM	0.141736						
SUB-TOTAL	3.311105	26211.333737	19747.567424	172794.89	146671.64	204.011	0.09
NVVN POWER - A/C BPDB	0.312500	2433.047630	2322.500646	16256.08	16054.76	0.000	0.00
VAE (UP)			14180.693681				
VAE (DOWN)			19.000000				
GRAND TOTAL	100.000000	791565.717500	725360.443080	5218792.68	4249170.01		100.00

Please refer to Annexure



Member Secretary

EASTERN REGIONAL POWER COMMITTEE :: KOLKATA

REGIONAL ENERGY ACCOUNTING FOR THE MONTH OF OCTOBER- 2017

STATION : FSTPS STAGE - III (Unit #6)

CAPACITY CHARGES, INCENTIVE, IF ANY & ENERGY CHARGES BILLING

BENEFICIARIES	SHARE ALLOCATION OF CURRENT MONTH	ENTITLE MENT OF THE BENEFICIARIES	DRAWAL SCHEDULE	CUMULATIVE ENTITLE MENT OF THE BENEFICIARIES	CUMULATIVE DRAWAL SCHEDULE	SCHUDULE BELOW 85% OF ENTITLEMENT	CUM % FOR SHARING COMPENSATION
	(%)	(MWH)	(MWH)	(MWH)	(MWH)	(MWH)	(%)
ER:							
BIHAR #	26.517874	63056.686807	42037.234594	383214.35	280329.14	45403.060	33.11
JHARKHAND	16.948474	36572.852264	33281.751386	265227.53	204125.85	21317.558	15.55
DVC	6.360000						
DVC (COAL POWER - Rajasthan)	0.275735	16868.611817	17040.827098	121951.18	100273.91	3384.593	2.47
DVC (COAL POWER - Raj II)	0.091912						
DVC (COAL POWER - Talcher)	0.183575						
DVC (COAL POWER - Unchahar)	0.182708						
ODISHA	16.620000						
ODISHA (COAL POWER - DADRI)	0.162663						
ODISHA (COAL POWER - Rajasthan)	0.183823	40780.290424	47765.642755	294820.04	219096.93	31500.099	22.97
ODISHA (COAL POWER - Raj-II SunTech)	0.091912						
ODISHA (COAL POWER - Faridabad)	0.091354						
WEST BENGAL	31.278940						
West Bengal (COAL POWER - Rajasthan)	0.643382	76563.558545	64085.863764	553514.24	434975.69	35511.410	25.90
West Bengal (COAL POWER - Raj-II SunTe	0.275735						
SIKKIM	0.000000	0.000000	0.000000	0.00	0.00	0.000	0.00
SUB-TOTAL	99.908088	233841.999856	204211.319596	1618727.34	1238801.52		
SR:							
ANDHRA PRADESH	0.000000	0					
KARNATAKA	0.000000	0					
TAMILNADU	0.000000	0					
KERALA	0.000000	0					
PONDICHERY	0.000000	0					
SUB-TOTAL	0.000000	0	0.000000	0.00	0.00	0.000	0.00
WR:							
CHHATTISGARH	0.000000	0					
GUJARAT	0.000000	0					
MADHYA PRADESH	0.000000	0					
MAHARASTRA	0.000000	0					
DADRA & NAGAR HAVELI	0.000000	0					
DAMAN & DIU	0.000000	0					
GOA	0.000000	0					
SUB-TOTAL	0.000000	0	0.000000	0.00	0.00	0.000	0.00
NR:							
UTTAR PRADESH	0.000000	0					
HARYANA	0.000000	0					
RAJASTHAN	0.000000	0					
J & K	0.000000	0					
HIMACHAL PRADESH	0.000000	0					
DELHI	0.000000	0					
PUNJAB	0.000000	0					
UTTARAKHAND	0.000000	0					
CHANDIGARH	0.000000	0					
SUB-TOTAL	0.000000	0	0.000000	0.00	0.00	0.000	0.00
NER :							
ASSAM	0.000000	0					
ASSAM (COAL POWER - Rajasthan)	0.091912	0					
MEGHALAYA	0.000000	0					
NAGALAND	0.000000	0					
ARUNACHAL PRADESH	0.000000	0					
MIZORAM	0.000000	0					
SUB-TOTAL	0.091912	218.557036	169.221501	1580.04	1656.68	0.000	0.00
VAE (UP)			6704.398235				
VAE (DOWN)			9.250000				
GRAND TOTAL	100.000000	234060.556892	211075.689333	107431728.84	1240458.20		100.00

Please refer to Annexure



Member Secretary

EASTERN REGIONAL POWER COMMITTEE :: KOLKATA

REGIONAL ENERGY ACCOUNTING FOR THE MONTH OF OCTOBER- 2017

STATION : KhSTPS STAGE - I
ENTITLEMENT, INCENTIVE(IF ANY) & ENERGY CHARGES BILLING

BENEFICIARIES	SHARE ALLOCATION OF CURRENT MONTH	ENTITLEMENT OF THE BENEFICIARIES	DRAWAL SCHEDULE	CUMULATIVE ENTITLEMENT OF THE BENEFICIARIES	CUMULATIVE DRAWAL SCHEDULE	SCHEDULE BELOW 85% OF ENTITLEMENT	CUM % FOR SHARING COMPENSATION
	(%)	(MWH)	(MWH)	(MWH)	(MWH)	(MWH)	(%)
ER:							
BIHAR #	41.858038	215270.588682	181267.804079	1171185.49	1081195.58	0.000	0.00
JHARKHAND	3.200751	16465.217007	15892.189501	89561.55	83691.30	0.000	0.00
DVC	0.000000						
DVC (COAL POWER - Rajasthan)	0.367647						
DVC (COAL POWER - Raj-II Sun Tech)	0.000000	3508.249761	3419.903064	19086.51	14988.74	1234.791	1.40
DVC (COAL POWER - Talcher)	0.157197						
DVC (COAL POWER - Unchahar)	0.157306						
ODISHA	15.240000						
ODISHA (COAL POWER - AFTAB)	0.098249						
ODISHA (COAL POWER - DADRI)	0.082268						
ODISHA (COAL POWER - Rajasthan)	0.275736	81129.262786	93583.489714	445380.94	383192.65	0.000	0.00
ODISHA (COAL POWER - Raj-II SunTech)	0.000000						
ODISHA (COAL POWER - Faridabad)	0.078653						
WEST BENGAL	0.000000						
West Bengal (COAL POWER - Rajasthan)	0.919117	4726.954286	5021.730159	25716.84	11769.43	10089.885	11.44
West Bengal (COAL POWER - Raj-II SunTech)	0.000000						
SIKKIM	1.550000	7971.541500	7624.349059	43368.90	32322.37	4541.188	5.15
SUB-TOTAL	63.984962	329071.814022	306809.47	1794300.22	1607160.07		
SR:							
ANDHRA PRADESH	0.000000	0					
KARNATAKA	0.000000	0					
TAMILNADU	0.700000	0					
KERALA	0.000000	0					
PONDICHERRY	0.000000	0					
SUB-TOTAL	0.700000	3600.051000	6660.424439	19586.10	39754.65	0.000	0.00
WR:							
CHHATTISGARH	0.000000	0					
GUJARAT	0.000000	0					
MADHYA PRADESH	0.000000	0					
MAHARASTRA	0.000000	0					
DADRA & NAGAR HAVELI	0.000000	0					
DAMAN & DIU	0.000000	0					
GOA	0.000000	0					
SUB-TOTAL	0.000000	0	0.000000	0.00	0.00	0.000	0.00
NR:							
UTTAR PRADESH	9.120000						
HARYANA	3.040000						
RAJASTHAN	3.040000						
J & K	3.680000						
HIMACHAL PRADESH	0.000000						
DELHI	6.070000						
PUNJAB	6.070000						
UTTARAKHAND	0.000000						
CHANDIGARH	0.000000						
SUB-TOTAL	31.020000	159533.688600	147417.022270	867787.53	665305.38	72314.017	82.01
NER :							
ASSAM	2.104847						
ASSAM (COAL POWER - Rajasthan)	0.091912						
MEGHALAYA	0.000000						
NAGALAND	0.424446						
ARUNACHAL PRADESH	0.191747						
MIZORAM	0.141610						
SUB-TOTAL	2.954562	15193.474074	12480.099932	82663.34	75945.35	0.000	0.00
POWERGRID(PUSAULI)	0.150000	771.439500	771.439500	4196.99	4196.99	0.000	0.00
NVVN POWER - A/C BPDB	1.190476	6039.002255	5724.710362	33199.30	32690.22	0.000	0.00
VAE (UP)			7296.722143				
VAE (DOWN)			0.000000				
GRAND TOTAL	100.000000	514209.469451	487159.884221	2801733.48	2425052.65		100.00

EASTERN REGIONAL POWER COMMITTEE :: KOLKATA

REGIONAL ENERGY ACCOUNTING FOR THE MONTH OF OCTOBER-2017

STATION : KhSTPS STAGE - II
ENTITLEMENT, INCENTIVE (IF ANY) & ENERGY CHARGES BILLING

BENEFICIARIES	SHARE ALLOCATION OF CURRENT MONTH	ENTITLEMENT OF THE BENEFICIARIES	DRAWAL SCHEDULE	CUMULATIVE ENTITLEMENT OF THE BENEFICIARIES	CUMULATIVE DRAWAL SCHEDULE	SCHEDULE BELOW 85% OF ENTITLEMENT	CUM % FOR SHARING COMPENSATION
	(%)	(MWH)	(MWH)	(MWH)	(MWH)	(MWH)	(%)
ER:							
BIHAR #	4.979865	46368.195301	43521.301158	260500.56	296780.48	0.000	0.00
JHARKHAND	1.248565	11625.557260	13469.202662	65313.39	77733.51	0.000	0.00
DVC	0.000000						
DVC (COAL POWER - Rajasthan)	0.367647						
DVC (COAL POWER - Raj-II Sun Tech)	0.000000	7105.438674	7346.101209	39918.98	31624.97	2306.162	0.53
DVC (COAL POWER - Talcher)	0.197531						
DVC (COAL POWER - Unchahar)	0.197934						
ODISHA	2.050000						
ODISHA (COAL POWER - AFTAB)	0.106629						
ODISHA (COAL POWER - DADRI)	0.089285						
ODISHA (COAL POWER - Rajasthan)	0.275736	24400.918969	58246.053151	137086.49	185603.52	0.000	0.00
ODISHA (COAL POWER - Raj-II SunTech)	0.000000						
ODISHA (COAL POWER - Faridabad)	0.098967						
WEST BENGAL	0.000000						
West Bengal (COAL POWER - Rajasthan)	0.919117	8558.022239	9307.222823	48079.71	27214.31	13653.441	3.13
West Bengal (COAL POWER - Raj-II SunTech)	0.000000						
SIKKIM	0.330000	3072.674550	2972.798808	17262.56	13533.80	1139.372	0.26
SUB-TOTAL	10.861276	101130.806993	134862.679810	568161.69	632490.60		
SR:							
ANDHRA PRADESH	0.000000	0					
KARNATAKA	0.000000	0					
TAMILNADU	0.000000	0					
KERALA	0.000000	0					
PONDICHERRY	0.000000	0					
SUB-TOTAL	0.000000	0	0.000000	0.00	0.00	0.000	0.00
WR:							
CHHATTISGARH	2.000000						
GUJARAT	9.400000						
MADHYA PRADESH	4.930000						
MAHARASTRA	9.870000						
DADRA & NAGAR HAVELI	0.200000						
DAMAN & DIU	0.130000						
GOA	0.000000						
SUB-TOTAL	26.530000	247024.411550	185559.288915	1385411.37	877872.47	299727.193	68.80
NR:							
UTTAR PRADESH	16.730000						
HARYANA	4.580000						
RAJASTHAN	7.110000						
J & K	5.560000						
HIMACHAL PRADESH	1.530000						
DELHI	10.490000						
PUNJAB	8.020000						
UTTARAKHAND	1.870000						
CHANDIGARH	0.200000						
SUB-TOTAL	56.090000	522261.562150	475794.821557	2933243.39	2374423.02	118833.853	27.28
NER :							
ASSAM	5.093479						
ASSAM (COAL POWER - Rajasthan)	0.091912						
MEGHALAYA	0.000000						
NAGALAND	0.000000						
ARUNACHAL PRADESH	0.000000						
MIZORAM	0.000000						
SUB-TOTAL	5.185391	48281.875697	33340.026840	271251.79	241586.20	0.000	0.00
NVVN POWER - A/C BPDB	1.333333	12225.156111	11560.638250	69501.43	68397.01	0.000	0.00
VAE (UP)			16843.642248				
VAE (DOWN)			0.000000				
GRAND TOTAL	100.000000	930924.000000	857961.097620	5227569.66	4194769.30		100.00

EASTERN REGIONAL POWER COMMITTEE :: KOLKATA

REGIONAL ENERGY ACCOUNTING FOR THE MONTH OF OCTOBER- 2017

STATION : TSTPS STAGE - I

ENTITLEMENT, INCENTIVE (IF ANY) & ENERGY CHARGES BILLING

BENEFICIARIES	SHARE ALLOCATION OF CURRENT MONTH	ENTITLEMENT OF THE BENEFICIARIES	DRAWAL SCHEDULE	CUMULATIVE ENTITLEMENT OF THE BENEFICIARIES	CUMULATIVE DRAWAL SCHEDULE	SCHEDULE BELOW 85% OF ENTITLEMENT	CUM % FOR SHARING COMPENSATION
	(%)	(Rs.)	(MWH)	(MWH)	(MWH)	(MWH)	(%)
ER:							
BIHAR #	41.245379	270942.670709	265453.666081	1481205.38	1451151.50	0.000	0.00
JHARKHAND	7.667664	50390.857789	49467.436680	275395.17	257786.38	0.000	0.00
DVC	0.310000						
DVC (COAL POWER - Rajasthan)	0.367647	6719.680324	6538.479238	36733.92	28296.30	2927.530	100.00
DVC (COAL POWER - Talcher)	0.172303						
DVC (COAL POWER - Unchahar)	0.172920						
ODISHA	31.800000						
ODISHA (COAL POWER - AFTAB)	0.099049						
ODISHA (COAL POWER - DADRI)	0.082937	212483.109661	213896.779755	1161563.70	1139082.72	0.000	0.00
ODISHA (COAL POWER - Rajasthan)	0.275736						
ODISHA (COAL POWER - Raj-II SunTech)	0.000000						
ODISHA (COAL POWER - Faridabad)	0.086460						
WEST BENGAL	9.100000						
West Bengal (COAL POWER - Rajasthan)	0.919117	65819.962947	63278.989239	359812.53	348424.63	0.000	0.00
West Bengal (COAL POWER - Raj-II SunTe	0.000000						
SIKKIM	2.400000	15766.650000	15766.650000	86190.24	80967.31	0.000	0.00
SUB-TOTAL	94.699212	622122.931429	614402.000992	3400900.93	3305708.84		
SR:							
ANDHRA PRADESH	0.000000						
KARNATAKA	0.000000						
TAMILNADU	0.850000						
KERALA	0.000000						
PONDICHERRY	0.000000						
SUB-TOTAL	0.850000	5584.021875	5584.021875	30525.71	30390.58	0.000	0.00
WR:							
CHHATTISGARH	0.000000	0					
GUJARAT	0.000000	0					
MADHYA PRADESH	0.000000	0					
MAHARASTRA	0.000000	0					
DADRA & NAGAR HAVELI	0.000000	0					
DAMAN & DIU	0.000000	0					
GOA	0.000000	0					
SUB-TOTAL	0.000000	0	0.000000	0.00	0.00	0.000	0.00
NR:							
UTTAR PRADESH	0.000000	0					
HARYANA	0.000000	0					
RAJASTHAN	0.000000	0					
J & K	0.000000	0					
HIMACHAL PRADESH	0.000000	0					
DELHI	0.000000	0					
PUNJAB	0.000000	0					
UTTARAKHAND	0.000000	0					
CHANDIGARH	0.000000	0					
SUB-TOTAL	0.000000	0	0.000000	0.00	0.00	0.000	0.00
NER :							
ASSAM	2.095419						
ASSAM (COAL POWER - Rajasthan)	0.091912						
MEGHALAYA	0.000000						
NAGALAND	0.424823						
ARUNACHAL PRADESH	0.196898						
MIZORAM	0.141736						
SUB-TOTAL	2.950788	19382.640446	17531.770343	105964.35	98642.97	0.000	0.00
NVVN POWER - A/C BPDB	1.500000	9722.742500	9425.011251	53528.70	52850.30	0.000	0.00
VAE (UP)			1271.209936				
VAE (DOWN)			0.000000				
GRAND TOTAL	100.000000	656812.336250	648214.014396	3590919.69	3487592.68		100.00

Please refer to Annexure



Member Secretary

EASTERN REGIONAL POWER COMMITTEE :: KOLKATA

REGIONAL ENERGY ACCOUNTING FOR THE MONTH OF OCTOBER- 2017

STATION : BARH STPS STAGE - II

ENTITLEMENT, INCENTIVE (IF ANY) & ENERGY CHARGES BILLING

BENEFICIARIES	SHARE ALLOCATION OF CURRENT MONTH	ENTITLEMENT OF THE BENEFICIARIES	DRAWAL SCHEDULE	CUMULATIVE ENTITLEMENT OF THE BENEFICIARIES	CUMULATIVE DRAWAL SCHEDULE	SCHEDULE BELOW 85% OF ENTITLEMENT	CUM % FOR SHARING COMPENSATION
	(%)	(MWH)	(MWH)	(MWH)	(MWH)	(MWH)	(%)
ER:							
BIHAR #	76.564706	536582.418672	445688.807633	3079369.92	2859826.45	0.000	0.00
JHARKHAND	7.129412	49964.498536	47404.233052	286739.13	193938.98	49789.280	38.00
DVC	0.000000						
DVC (COAL POWER - Rajasthan)	0.000000						
DVC (COAL POWER - Raj-II Sun Tech)	0.000000						
DVC (COAL POWER - Talcher)	0.000000						
DVC (COAL POWER - Unchahar)	0.000000						
ODISHA	14.788235						
ODISHA (COAL POWER - AFTAB)	0.000000						
ODISHA (COAL POWER - DADRI)	0.000000						
ODISHA (COAL POWER - Rajasthan)	0.000000	103639.226484	109460.582818	594770.73	424328.56	81226.561	62.00
ODISHA (COAL POWER - Raj-II SunTech)	0.000000						
ODISHA (COAL POWER - Faridabad)	0.000000						
WEST BENGAL	0.000000						
West Bengal (COAL POWER - Rajasthan)	0.000000						
West Bengal (COAL POWER- Raj-II SunTe	0.000000						
SIKKIM	1.328253	9308.691166	8982.413981	59451.27	58993.92	0.000	0.00
SUB-TOTAL	99.810606	699494.834858	611536.037484	4020331.04	3537087.91		
SR:							
ANDHRA PRADESH	0.000000	0					
KARNATAKA	0.000000	0					
TAMILNADU	0.000000	0					
KERALA	0.000000	0					
PONDICHERRY	0.000000	0					
SUB-TOTAL	0.000000	0	0.000000	0.00	0.00	0.000	0.00
WR:							
CHHATTISGARH	0.000000	0					
GUJARAT	0.000000	0					
MADHYA PRADESH	0.000000	0					
MAHARASTRA	0.000000	0					
DADRA & NAGAR HAVELI	0.000000	0					
DAMAN & DIU	0.000000	0					
GOA	0.000000	0					
SUB-TOTAL	0.000000	0	0.000000	0.00	0.00	0.000	0.00
NR:							
UTTAR PRADESH	0.000000	0					
HARYANA	0.000000	0					
RAJASTHAN	0.000000	0					
J & K	0.000000	0					
HIMACHAL PRADESH	0.000000	0					
DELHI	0.000000	0					
PUNJAB	0.000000	0					
UTTARAKHAND	0.000000	0					
CHANDIGARH	0.000000	0					
SUB-TOTAL	0.000000	0	0.000000	0.00	0.00	0.000	0.00
NER :							
ASSAM	0.000000	0					
ASSAM (COAL POWER - Rajasthan)	0.000000	0					
MEGHALAYA	0.000000	0					
NAGALAND	0.000000	0					
ARUNACHAL PRADESH	0.000000	0					
MIZORAM	0.000000	0					
SUB-TOTAL	0.000000	0	0.000000	0.00	0.00	0.000	0.00
POWERGRID (ALIPURDUAR)	0.189394	1327.315142	1327.315142	1587.25	1830.90	0.000	0.00
NVVN POWER - A/C BPDB	0.000000	0	0.00	0.00	0.00	0.000	0.00
VAE (UP)			22296.702428				
VAE (DOWN)			0.000000				
GRAND TOTAL	100.000000	700822.150000	635160.055053	4020331.04	3537087.91		100.00

Please refer to Annexure



Member Secretary

EASTERN REGIONAL POWER COMMITTEE :: KOLKATA


REGIONAL ENERGY ACCOUNTING FOR THE MONTH OF OCTOBER- 2017

STATION : NABINAGAR-BRBCL

REGIONAL ENERGY ACCOUNTING FOR THE MONTH OF OCTOBER- 2017

BENEFICIARIES	SHARE ALLOCATION OF CURRENT MONTH	ENTITLE MENT OF THE BENEFICIARIES	DRAWAL SCHEDULE	CUMULATIVE ENTITLE MENT OF THE BENEFICIARIES	CUMULATIVE DRAWAL SCHEDULE	SCHUDULE BELOW 85% OF ENTITLEMENT	CUM % FOR SHARING COMPENSATION
	(%)	(MWH)	(MWH)	(MWH)	(MWH)	(MWH)	(%)
BIHAR	10.000000	11329.725000	11751.540323	35004.49	35753.13	0.000	0.00
RAILWAY (ECR) drawn in ER:							
BIHAR							
JHARKHAND							
DVC	34.620000	39223.507950	38904.016742	121185.54	117701.05	0.000	0.00
ODISHA							
WEST BENGAL							
SUB-TOTAL	34.620000	39223.507950	38904.016742	121185.54	117701.05	0.000	0.00
RAILWAY (ECR) drawn in WR:							
CHHATTISGARH							
GUJARAT							
MADHYA PRADESH							
MAHARASTRA	55.380000						
SUB-TOTAL	55.380000	62744.017050	47929.486718	193854.85	140164.78	24611.839	100.00
RAILWAY (ECR) drawn in NER:							
ASSAM		0					
ASSAM (COAL POWER - Rajasthan)		0					
MEGHALAYA		0					
NAGALAND		0					
ARUNACHAL PRADESH		0					
MIZORAM		0					
SUB-TOTAL		0	0.000000	0.0	0.00	0.000	
VAE (UP)			6197.920232				
VAE (DOWN)			0.000000				
GRAND TOTAL	100.000000	113297.250000	104782.964015	350044.88	293618.96		100.00

Please refer to Annexure



Member Secretary

EASTERN REGIONAL POWER COMMITTEE :: KOLKATA

REGIONAL ENERGY ACCOUNTING FOR THE MONTH OF OCTOBER- 2017

BA. STATION : RANGIT HPS

CAPACITY CHARGES (INCLUSIVE OF INCENTIVE) & ENERGY CHARGES BILLING STATEMENT


1	Installed Capacity (MW) :	60
2	Auxiliary Energy Consumption (AUX) in (%) :	1.0
3	Normative Plant Availability Factor - NAPAF (%) :	90
4	Annual Design Energy in MU :	338.61
5	Free Energy for Home State - FEHS (%) :	12
6	Annual Saleable Energy in MU [{ DE x (100 - AUX) x (100 - FEHS) / 10000 }]	294.997032
7	Annual Fixed Charge (Rs.)	813424000
8	Energy Charge Rate (ECR) on ex-power plant basis in Rs. / kWh: [AFC x 0.5 x 10 / { DE x (100 - AUX) x (100 - FEHS) }]	1.379
9	Scheduled Energy (ex-bus) of the month (MWH) :	42171.250
10	Free Energy (ex-bus) of the month :	5060.550
11	Saleable Energy (ex-bus) of the month :	37110.700
12	Total Energy Charge payable for the month in Rs. : [ECR x { Sch. Energy (ex-bus) for the month in kWh x (100 - FEHS) / 100 }]	51175655
13	Cumulative Schedule Energy including current month (MWH) :	246687.750
14	Plant Availability Factor (PAFM) achieved during the month (%) :	106.06
15	Capacity Charge inclusive of incentive payable for the month (Rs.) : [AFC x 0.5 x (NDM / NDY) x (PAFM / NAPAF)]	40706842
16	Ex-Bus Energy Generated during month in MWH :	42446.400
17	Cumulative Ex-bus Energy Generated incl. current month in MWH :	
18	Actual Total Energy Generated during the year in MU : [Ex-Bus Energy Genrated during the year x 100 / (100 - AUX)]	

BILLING STATEMENT :

BENEFICIARIES	SHARE ALLOCATION FOR THE CURRENT MONTH	CAPACITY CHARGE INCLUSIVE OF INCENTIVE PAYABLE BY THE BENEFICIARIES	DRAWAL SCHUDULE OF THE BENEFICIARIES	ENERGY CHARGES PAYABLE BY THE BENEFICIARIES
	(%)	(Rs.)	(MWH)	(Rs.)
BIHAR #	35.000000	16190221	14759.937500	20353954
JHARKHAND	13.330000	6166161	5621.427625	7751949
DVC	10.000000	4625777	4217.125000	5815415
ODISHA	0.000000	0	0.000000	0
WEST BENGAL	28.340000	13109453	11951.332250	16480887
SIKKIM	13.330000	615228	5621.427625	773450
TOTAL	100.000000	40706842	42171.250000	51175655

Note 1: capacity charges & energy charges shown are indicative only and are subject to relevant provisions of CERC Tariff Regulations

Please refer to Annexure



Member Secretary

EASTERN REGIONAL POWER COMMITTEE :: KOLKATA

REGIONAL ENERGY ACCOUNTING FOR THE MONTH OF OCTOBERR- 2017

BB. STATION : TEESTA STAGE - V HPS

CAPACITY CHARGES (INCLUSIVE OF INCENTIVE) & ENERGY CHARGES BILLING STATEMENT

1	Installed Capacity (MW) :	170 UPTO 24:00 HRS. OF 02.04.08 340 FROM 00:00 HRS. OF 03.04.08 AFTER COD UNIT # 3 510 FROM 00:00 HRS. OF 10.04.08 AFTER COD UNIT # 1	
2	Auxiliary Energy Consumption (AUX) in (%) :		1.2
3	Normative Plant Availability Factor - NAPAF (%) :		85
4	Annual Design Energy in MU :		2572.67
5	Free Energy for Home State - FEHS (%) :		12
6	Annual Saleable Energy in MU : [{ DE x (100 - AUX) x (100 - FEHS) / 10000 }]		2236.78220
7	Annual Fixed Charge (Rs.)		4970979000
8	Energy Charge Rate (ECR) on ex-power plant basis in Rs. / kWh: [AFC x 0.5 x 10 / { DE x (100 - AUX) x (100 - FEHS) }]		1.111
9	Scheduled Energy (ex-bus) of the month (MWH) :		320348.000
10	Free Energy (ex-bus) of the month :		38441.760
11	Saleable Energy (ex-bus) of the month :		281906.240
12	Total Energy Charge payable for the month in Rs. : [ECR x { Sch. Energy (ex-bus) for the month in kWh x (100 - FEHS) / 100 }]		313197833
13	Cumulative Schedule Energy including current month (MWH) :		2221318.500
14	Plant Availability Factor achieved during the month - PAFM (%) :		101.05
15	Capacity Charge inclusive of incentive payable for the month (Rs.) : [AFC x 0.5 x (NDM / NDY) x (PAFM / NAPAF)]		250951363
16	Actual Ex-Bus Energy Generated during month in MWH :		331100.800
17	Cumulative Actual Ex-bus Energy Generated incl. current month in MWH :		
18	Actual Total Energy Generated during the year in MU : [Actual Ex-Bus Energy Genrated during the year x 100 / (100 - AUX)]		

BILLING STATEMENT :

BENEFICIARIES	SHARE ALLOCATION FOR THE CURRENT MONTH (%)	CAPACITY CHARGE INCLUSIVE OF INCENTIVE PAYABLE BY THE BENEFICIARIES (Rs.)	DRAWAL SCHUDULE OF THE BENEFICIARIES (MWH)	ENERGY CHARGES PAYABLE BY THE BENEFICIARIES (Rs.)
BIHAR #	21.260000	60627568	68105.984800	75665749
JHARKHAND	12.340000	35190225	39530.943200	43918878
DVC	8.640000	24638861	27678.067200	30750333
ODISHA	20.590000	58716915	65959.653200	73281175
WEST BENGAL	23.980000	68384246	76819.450400	85346409
SIKKIM	13.190000	3393547	42253.901200	4235289
TOTAL	100.000000	250951363	320348.000000	313197833

Note 1: capacity charges & energy charges shown are indicative only and are subject to relevant provisions of CERC Tariff Regulations

Please refer to Annexure



Member Secretary

EASTERN REGIONAL POWER COMMITTEE :: KOLKATA

BREAK-UP OF REGIONAL ENERGY ACCOUNTING OF BIHAR AMONG NBPDCI AND SBPDCL FOR THE MONTH OF OCTOBER' 2017

NAME OF POWER STATION	SHARE ALLOCATION OF CURRENT MONTH	SHARE ALLOCATION OF CURRENT MONTH	DRAWAL SCHUDULE	DRAWAL SCHUDULE
	(%)	(%)	(MWH)	(MWH)
	NBPDCI (46 %)	SBPDCL (54 %)	NBPDCI (46 %)	SBPDCL (54 %)
NTPC :				
FSTPS I & II	14.443018	16.954848	89621.780475	105208.177080
FSTPS III	12.198222	14.319652	19337.121231	22700.098836
KhSTPS I	19.254697	22.603341	83383.180259	97884.602913
KhSTPS II	2.290738	2.689127	20019.782315	23501.483588
TSTPS I	18.972874	22.272505	122108.678317	143344.970198
BARH STPS II	35.219765	41.344941	205016.851511	240671.956122
BRBCL	4.600000	5.400000	5405.708549	6345.831775
RANGIT	14.000000	21.000000	5903.975000	8855.962500
TEESTA-V	8.504000	12.756000	27242.393920	40863.590880


Member Secretary