



भारत सरकार  
GOVERNMENT OF INDIA  
विद्युत मंत्रालय  
MINISTRY OF POWER  
पूर्वी क्षेत्रीय शक्ति समिति

EASTERN REGIONAL POWER COMMITTEE

14, गॉल्फ क्लब रोड, टॉलीगंज, कोलकाता-700033  
14 Golf Club Road, Tollygunge, Kolkata 700033  
www.erpc.gov.in, mserpc-power@nic.in



आई एस ओ 9001-2000  
ISO: 9001-2000

Tel No.:033-24239650, 24239651. FAX No.:033-24239652, Web: www.erpc.gov.in

No. : ERPC/MS/CERC/MPL/2018/ 845-52

Date: 09.05.2018

10

To

1. Sudip Dash, Group Head(Commercial) Maithon Power Limited,Dambhui,P.O:Berbendia, P.S:Nirsa,Dhanbad-828205
2. Director(Commercial),Damodar Valley Corporation,DVC Headquarters.DVC Towers VIP Road,Kolkata-700054.
3. Tata Power Delhi Distribution Limited,33Kv Grid SubStation Building,Hudson Lane, Kingsway Camp,New-Delhi-110009.
4. West Bengal State Electricity Distribution Company Limited, Vidut Bhavan,Bidhannagar, Sector-11,Kolkata-700091.
5. Kerala State Electricity Board Limited.Vydyuthi Bhavanam,Pattom,Thriuvanthapuram-695004
6. Tata Power Trading Company Limited,Corporate Centre,A-Block,34,Sant Tukaram Road, Carmac Bunder,Mumbai-400006
7. Executive Director,ERLDC,14,Golf Club Road,Tollygunj,Kolkata-700033.

**Sub:** Computation of Availability for inter-State generating Stations such as Maithon power Limited for which capacity has been tied up in Mega Watt basis. Petition No. 28/MP/2016 reads in conjunction with petition No.192/MP/2016

- References: 1. CERC Order dated 20.03.2018 in petition No. 28/MP/2016 reads in conjunction with petition No.192/MP/2016
2. M/s MPL letter No. MPL/FY 18/1803053dated 23.03.2018.
  3. M/s MPL letter No. MPL/FY 19/1804043dated 20.04.2018.
  4. ERLDC mail dated 26.04.2018

Sir,

Reference is invited on the above mentioned subject and references. As directed by Hon'ble CERC and the data verified by ERLDC, Kolkata, the Computation of Availability for inter-State generating Stations such as Maithon Power Limited for which capacity has been tied up and day to day scheduled energy are furnished at Annexure-A.

Yours faithfully,

*J. Bandyopadhyay 10/5/18*

(J. BANDYOPADHYAY)  
Member Secretary

Copy to:

1. Secretary,Central Electricity Regulatory Commission, 3<sup>rd</sup>&4<sup>th</sup> Floor Chandralok Building, 36 Janpath,New Delhi-110001.

## EASTERN REGIONAL POWER COMMITTEE::KOLKATA

Station Name: **Maithon Power Limited**

Installed Capacity = 525 MW

Auxiliary Consumption = 6.5%

## REGIONAL ENERGY ACCOUNTING FOR THE MONTH OF SEPTEMBER-2011

	Untied Capacity	DC (In MW)	Agreed Schedules (MWh)
Date	MW	DVC	DVC
01-09-2011	375.00	32.50	780.00
02-09-2011	375.00	65.00	1,560.00
03-09-2011	375.00	65.00	1,560.00
04-09-2011	375.00	65.00	1,560.00
05-09-2011	375.00	-	-
06-09-2011	375.00	61.61	1,478.75
07-09-2011	375.00	65.00	1,560.00
08-09-2011	375.00	100.00	2,400.00
09-09-2011	375.00	87.50	2,100.00
10-09-2011	375.00	100.00	2,400.00
11-09-2011	375.00	32.29	775.00
12-09-2011	375.00	95.83	2,300.00
13-09-2011	375.00	109.64	2,631.44
14-09-2011	375.00	87.50	2,100.00
15-09-2011	375.00	78.13	1,875.00
16-09-2011	375.00	-	-
17-09-2011	375.00	-	-
18-09-2011	375.00	-	-
19-09-2011	375.00	-	-
20-09-2011	375.00	-	-
21-09-2011	375.00	-	-
22-09-2011	375.00	-	-
23-09-2011	375.00	-	-
24-09-2011	375.00	-	-
25-09-2011	375.00	-	-
26-09-2011	375.00	-	-
27-09-2011	375.00	-	-
28-09-2011	375.00	-	-
29-09-2011	375.00	-	-
30-09-2011	375.00	-	-
		<b>34.8</b>	<b>25,080.2</b>
<b>Availability %</b>		<b>24.84%</b>	

*Jaydev Ranjani* 10/5/18  
Member Secretary

## EASTERN REGIONAL POWER COMMITTEE::KOLKATA

Station Name: **Maithon Power Limited**

Installed Capacity = 525 MW

Auxiliary Consumption = 6.5%

REGIONAL ENERGY ACCOUNTING FOR THE MONTH OF OCTOBER-2011

	Untied Capacity	DC (In MW)	Agreed Schedules (MWh)
Date	MW	DVC	DVC
01-10-2011	375.00	-	-
02-10-2011	375.00	-	-
03-10-2011	375.00	-	-
04-10-2011	375.00	-	-
05-10-2011	375.00	-	-
06-10-2011	375.00	-	-
07-10-2011	375.00	-	-
08-10-2011	375.00	-	-
09-10-2011	375.00	-	-
10-10-2011	375.00	-	-
11-10-2011	375.00	-	-
12-10-2011	375.00	-	-
13-10-2011	375.00	-	-
14-10-2011	375.00	-	-
15-10-2011	375.00	-	-
16-10-2011	375.00	-	-
17-10-2011	375.00	49.17	1,180.00
18-10-2011	375.00	85.00	2,040.00
19-10-2011	375.00	140.25	3,366.00
20-10-2011	375.00	140.25	3,366.00
21-10-2011	375.00	78.13	1,875.00
22-10-2011	375.00	83.33	2,000.00
23-10-2011	375.00	140.25	3,366.00
24-10-2011	375.00	140.25	3,366.00
25-10-2011	375.00	140.25	3,366.00
26-10-2011	375.00	68.66	1,647.94
27-10-2011	375.00	-	-
28-10-2011	375.00	-	-
29-10-2011	375.00	-	-
30-10-2011	375.00	-	-
31-10-2011	375.00	-	-
		<b>34.4</b>	<b>25,572.9</b>
<b>Availability %</b>		<b>24.51%</b>	

*Sudhakar Banerjee* 10/5/18  
Member Secretary

## EASTERN REGIONAL POWER COMMITTEE::KOLKATA

Station Name: **Maithon Power Limited**

Installed Capacity = 525 MW

Auxiliary Consumption = 6.5%

## REGIONAL ENERGY ACCOUNTING FOR THE MONTH OF NOVEMBER-2011

	Untied Capacity	DC (In MW)	Agreed Schedules (MWh)
Date	MW	DVC	DVC
01-11-2011	375.00	-	-
02-11-2011	375.00	-	-
03-11-2011	375.00	40.02	960.50
04-11-2011	375.00	137.72	3,305.25
05-11-2011	375.00	103.73	2,489.44
06-11-2011	375.00	35.06	841.50
07-11-2011	375.00	50.07	1,201.75
08-11-2011	375.00	140.25	3,366.00
09-11-2011	375.00	140.25	3,366.00
10-11-2011	375.00	130.00	3,120.00
11-11-2011	375.00	125.00	3,000.00
12-11-2011	375.00	130.00	3,120.00
13-11-2011	375.00	130.00	3,120.00
14-11-2011	375.00	125.00	3,000.00
15-11-2011	375.00	105.00	2,520.00
16-11-2011	375.00	105.00	2,520.00
17-11-2011	375.00	105.00	2,520.00
18-11-2011	375.00	76.56	1,837.50
19-11-2011	375.00	96.25	2,310.00
20-11-2011	375.00	105.00	2,520.00
21-11-2011	375.00	79.84	1,916.25
22-11-2011	375.00	41.56	997.50
23-11-2011	375.00	-	-
24-11-2011	375.00	31.88	765.00
25-11-2011	375.00	122.63	2,943.00
26-11-2011	375.00	140.25	3,366.00
27-11-2011	375.00	15.31	367.50
28-11-2011	375.00	-	-
29-11-2011	375.00	-	-
30-11-2011	375.00	-	-
		<b>77.0</b>	<b>55,473.2</b>
<b>Availability %</b>		<b>54.93%</b>	

*Sandeep Banerjee* 10/5/18  
Member Secretary

## EASTERN REGIONAL POWER COMMITTEE::KOLKATA

Station Name: **Maithon Power Limited**

Installed Capacity = 525 MW

Auxiliary Consumption = 6.5%

REGIONAL ENERGY ACCOUNTING FOR THE MONTH OF DECEMBER-2011

	Untied Capacity	DC (In MW)	Agreed Schedules (MWh)
Date	MW	DVC	DVC
01-12-2011	375.00	-	
02-12-2011	375.00	-	
03-12-2011	375.00	-	
04-12-2011	375.00	-	
05-12-2011	375.00	-	
06-12-2011	375.00	-	
07-12-2011	375.00	-	
08-12-2011	375.00	19.18	460.25
09-12-2011	375.00	140.25	3,366.00
10-12-2011	375.00	140.25	3,366.00
11-12-2011	375.00	140.25	3,366.00
12-12-2011	375.00	140.25	3,366.00
13-12-2011	375.00	140.25	3,366.00
14-12-2011	375.00	131.25	3,150.00
15-12-2011	375.00	-	-
16-12-2011	375.00	-	-
17-12-2011	375.00	79.91	1,917.75
18-12-2011	375.00	57.50	1,380.00
19-12-2011	375.00	113.95	2,734.88
20-12-2011	375.00	140.00	3,360.00
21-12-2011	375.00	140.00	3,360.00
22-12-2011	375.00	140.00	3,360.00
23-12-2011	375.00	75.83	1,820.00
24-12-2011	375.00	118.33	2,840.00
25-12-2011	375.00	140.00	3,360.00
26-12-2011	375.00	113.75	2,730.00
27-12-2011	375.00	140.00	3,360.00
28-12-2011	375.00	140.00	3,360.00
29-12-2011	375.00	29.17	700.00
30-12-2011	375.00	-	-
31-12-2011	375.00	-	-
		<b>73.6</b>	<b>54,722.9</b>
<b>Availability %</b>		<b>52.44%</b>	

*Jaydev Ranjani* 10/5/18  
Member Secretary

**EASTERN REGIONAL POWER COMMITTEE::KOLKATA**

Station Name: **Maithon Power Limited**

Installed Capacity = 525 MW

Auxiliary Consumption = 6.5%

REGIONAL ENERGY ACCOUNTING FOR THE MONTH OF JANUARY-2012

	Untied Capacity	DC (In MW)	Agreed Schedules (MWh)
Date	MW	DVC	DVC
01-01-2012	375.00	102.01	2,448.25
02-01-2012	375.00	140.00	3,360.00
03-01-2012	375.00	140.00	3,360.00
04-01-2012	375.00	140.00	3,360.00
05-01-2012	375.00	-	-
06-01-2012	375.00	83.75	2,010.00
07-01-2012	375.00	140.00	3,360.00
08-01-2012	375.00	140.00	3,360.00
09-01-2012	375.00	140.00	3,360.00
10-01-2012	375.00	140.00	3,360.00
11-01-2012	375.00	140.00	3,360.00
12-01-2012	375.00	140.00	3,360.00
13-01-2012	375.00	140.00	3,360.00
14-01-2012	375.00	140.00	3,360.00
15-01-2012	375.00	140.25	3,366.00
16-01-2012	375.00	140.25	3,366.00
17-01-2012	375.00	140.25	3,366.00
18-01-2012	375.00	140.25	3,366.00
19-01-2012	375.00	140.25	3,366.00
20-01-2012	375.00	140.25	3,366.00
21-01-2012	375.00	140.25	3,366.00
22-01-2012	375.00	140.25	3,366.00
23-01-2012	375.00	140.25	3,366.00
24-01-2012	375.00	140.25	3,366.00
25-01-2012	375.00	140.25	3,366.00
26-01-2012	375.00	140.25	3,366.00
27-01-2012	375.00	140.25	3,366.00
28-01-2012	375.00	140.25	3,366.00
29-01-2012	375.00	140.25	3,366.00
30-01-2012	375.00	140.25	3,366.00
31-01-2012	375.00	140.25	3,366.00
		<b>132.6</b>	<b>98,640.3</b>
<b>Availability %</b>		<b>94.53%</b>	

*Jayshu Ranjita* 10/5/18  
Member Secretary

## EASTERN REGIONAL POWER COMMITTEE::KOLKATA

Station Name: **Maithon Power Limited**

Installed Capacity = 525 MW

Auxiliary Consumption = 6.5%

REGIONAL ENERGY ACCOUNTING FOR THE MONTH OF FEBRUARY-2012

	Untied Capacity	DC (In MW)	Agreed Schedules (MWh)
Date	MW	DVC	DVC
01-02-2012	375.00	140.25	3,366.00
02-02-2012	375.00	73.05	1,753.13
03-02-2012	375.00	83.26	1,998.25
04-02-2012	375.00	140.25	3,366.00
05-02-2012	375.00	140.25	3,366.00
06-02-2012	375.00	140.25	3,366.00
07-02-2012	375.00	140.25	3,366.00
08-02-2012	375.00	140.25	3,366.00
09-02-2012	375.00	140.25	3,366.00
10-02-2012	375.00	140.25	3,366.00
11-02-2012	375.00	122.72	2,945.25
12-02-2012	375.00	140.25	3,366.00
13-02-2012	375.00	140.25	3,366.00
14-02-2012	375.00	140.25	3,366.00
15-02-2012	375.00	140.25	3,366.00
16-02-2012	375.00	-	-
17-02-2012	375.00	53.60	1,286.50
18-02-2012	375.00	140.25	3,366.00
19-02-2012	375.00	140.25	3,366.00
20-02-2012	375.00	140.25	3,366.00
21-02-2012	375.00	140.25	3,366.00
22-02-2012	375.00	140.25	3,366.00
23-02-2012	375.00	140.25	3,366.00
24-02-2012	375.00	140.25	3,366.00
25-02-2012	375.00	140.25	3,366.00
26-02-2012	375.00	140.25	3,366.00
27-02-2012	375.00	140.25	3,366.00
28-02-2012	375.00	140.25	3,366.00
29-02-2012	375.00	140.25	3,366.00
		<b>127.54</b>	<b>88,767.1</b>
<b>Availability %</b>		<b>90.94%</b>	

*Banshi Kumar* 10/5/18  
Member Secretary

**EASTERN REGIONAL POWER COMMITTEE::KOLKATA**Station Name: **Maithon Power Limited**

Installed Capacity = 525 MW

Auxiliary Consumption = 6.5%

REGIONAL ENERGY ACCOUNTING FOR THE MONTH OF MARCH-2012

	Untied Capacity	DC (In MW)	Agreed Schedules (MWh)
Date	MW	DVC	DVC
01-03-2012	375.00	116.88	2,805.00
02-03-2012	375.00	140.25	3,366.00
03-03-2012	375.00	22.92	550.00
04-03-2012	375.00	-	-
05-03-2012	375.00	86.58	2,078.00
06-03-2012	375.00	140.25	3,366.00
07-03-2012	375.00	140.25	3,366.00
08-03-2012	375.00	140.25	3,366.00
09-03-2012	375.00	140.25	3,366.00
10-03-2012	375.00	140.25	3,366.00
11-03-2012	375.00	140.25	3,366.00
12-03-2012	375.00	140.25	3,366.00
13-03-2012	375.00	140.25	3,366.00
14-03-2012	375.00	140.25	3,366.00
15-03-2012	375.00	140.25	3,366.00
16-03-2012	375.00	140.25	3,366.00
17-03-2012	375.00	140.25	3,366.00
18-03-2012	375.00	140.25	3,366.00
19-03-2012	375.00	140.25	3,366.00
20-03-2012	375.00	140.25	3,366.00
21-03-2012	375.00	140.25	3,366.00
22-03-2012	375.00	140.25	3,366.00
23-03-2012	375.00	140.25	3,366.00
24-03-2012	375.00	140.25	3,366.00
25-03-2012	375.00	140.25	3,366.00
26-03-2012	375.00	140.25	3,366.00
27-03-2012	375.00	140.25	3,366.00
28-03-2012	375.00	140.25	3,366.00
29-03-2012	375.00	140.25	3,366.00
30-03-2012	375.00	140.25	3,366.00
31-03-2012	375.00	140.25	3,366.00
		<b>129.5</b>	<b>96,315.0</b>
<b>Availability %</b>		<b>92.30%</b>	

*Jaydev Banerjee* 10/5/12  
Member Secretary



## EASTERN REGIONAL POWER COMMITTEE::KOLKATA

Station Name: **Maithon Power Limited**

Installed Capacity = 525 MW

Auxiliary Consumption = 6.5%

## REGIONAL ENERGY ACCOUNTING FOR THE MONTH OF APRIL-2012

Date	Untied Capacity	DC (In MW)				Agreed Schedules (MWh)			
	MW	TPDDL	DVC	WBSEDCL	Total	TPDDL	DVC	WBSEDCL	Total
01-04-2012	150.00	140.25	140.25	70.13	350.63	3,366.00	3,366.00	385.72	7,117.72
02-04-2012	150.00	140.25	140.25	70.13	350.63	3,366.00	3,366.00	1,683.12	8,415.12
03-04-2012	150.00	133.96	131.97	62.63	328.56	3,215.00	3,167.31	1,503.12	7,885.43
04-04-2012	150.00	140.25	140.25	70.13	350.63	3,366.00	3,366.00	1,683.12	8,415.12
05-04-2012	150.00	140.25	140.25	70.13	350.63	3,366.00	3,366.00	1,402.60	8,134.60
06-04-2012	150.00	122.56	122.56	61.84	306.97	2,941.51	2,941.51	1,063.37	6,946.39
07-04-2012	150.00	131.72	133.94	63.65	329.31	3,161.24	3,214.53	1,317.26	7,693.02
08-04-2012	150.00	140.25	140.25	70.13	350.63	3,366.00	3,366.00	1,157.15	7,889.15
09-04-2012	150.00	140.25	140.25	70.13	350.63	3,366.00	3,366.00	1,227.28	7,959.28
10-04-2012	150.00	140.25	140.25	70.13	350.63	3,366.00	3,366.00	1,455.20	8,187.20
11-04-2012	150.00	128.60	128.60	64.87	322.07	3,086.44	3,086.44	1,013.36	7,186.23
12-04-2012	150.00	140.25	140.25	70.13	350.63	3,366.00	3,366.00	1,087.02	7,819.02
13-04-2012	150.00	140.25	140.25	70.13	350.63	3,366.00	2,863.50	455.85	6,685.35
14-04-2012	150.00	140.25	140.25	70.13	350.63	3,366.00	3,366.00	841.56	7,573.56
15-04-2012	150.00	140.25	140.25	70.13	350.63	3,366.00	3,366.00	1,638.12	8,370.12
16-04-2012	150.00	140.25	140.25	70.13	350.63	3,366.00	3,366.00	1,683.12	8,415.12
17-04-2012	150.00	140.25	140.25	70.13	350.63	3,366.00	3,366.00	1,683.12	8,415.12
18-04-2012	150.00	140.25	140.25	70.13	350.63	3,366.00	3,366.00	1,683.12	8,415.12
19-04-2012	150.00	140.25	140.25	70.13	350.63	3,366.00	3,366.00	1,683.12	8,415.12
20-04-2012	150.00	140.25	140.25	70.13	350.63	3,366.00	3,366.00	1,683.12	8,415.12
21-04-2012	150.00	140.25	140.25	70.13	350.63	3,366.00	3,366.00	1,683.12	8,415.12
22-04-2012	150.00	140.25	140.25	70.13	350.63	3,366.00	2,939.94	1,683.12	7,989.06
23-04-2012	150.00	140.25	140.25	70.13	350.63	3,366.00	3,366.00	1,542.86	8,274.86
24-04-2012	150.00	141.00	141.00	71.00	353.00	3,384.00	3,384.00	1,704.00	8,472.00
25-04-2012	150.00	105.75	105.75	53.25	264.75	2,538.00	2,538.00	1,075.47	6,151.47
26-04-2012	150.00	49.08	55.71	24.55	129.33	1,177.90	1,337.05	589.08	3,104.03
27-04-2012	150.00	132.43	132.43	66.61	331.47	3,178.28	3,178.28	1,598.75	7,955.31
28-04-2012	150.00	141.00	141.00	71.00	353.00	3,384.00	3,384.00	1,260.25	8,028.25
29-04-2012	150.00	141.00	141.00	71.00	353.00	3,384.00	3,004.00	1,444.65	7,832.65
30-04-2012	150.00	123.38	123.38	62.13	308.88	2,961.00	2,961.00	858.50	6,780.50
		<b>133.8</b>	<b>134.1</b>	<b>66.8</b>		<b>96,365.4</b>	<b>95,221.5</b>	<b>39,769.2</b>	<b>2,31,356.1</b>
<b>Availability %</b>		<b>95.43%</b>	<b>95.59%</b>	<b>95.31%</b>					

2,31,356.1

*Sanku Ranjic 10/5/12*  
Member Secretary

## EASTERN REGIONAL POWER COMMITTEE::KOLKATA

Station Name: **Maithon Power Limited**

Installed Capacity = 525 MW

Auxiliary Consumption = 6.5%

## REGIONAL ENERGY ACCOUNTING FOR THE MONTH OF MAY-2012

Date	Untied Capacity	DC (In MW)				Agreed Schedules (MWh)			
	MW	TPDDL	DVC	WBSEDCL	Total	TPDDL	DVC	WBSEDCL	Total
01-05-2012	150.00	104.28	100.38	50.01	254.66	2,502.65	2,409.15	1,069.17	5,980.96
02-05-2012	150.00	141.00	141.00	71.00	353.00	3,384.00	2,326.50	1,704.00	7,414.50
03-05-2012	150.00	141.00	141.00	71.00	353.00	3,384.00	3,384.00	1,704.00	8,472.00
04-05-2012	150.00	141.00	141.00	71.00	353.00	3,384.00	3,384.00	1,544.25	8,312.25
05-05-2012	150.00	14.69	14.69	7.40	36.77	352.50	352.50	177.50	882.50
06-05-2012	150.00	-	-	-	-	-	-	-	-
07-05-2012	150.00	25.95	25.95	15.70	67.59	622.71	622.71	376.78	1,622.20
08-05-2012	150.00	138.80	138.80	69.84	347.44	3,331.26	2,906.26	1,676.13	7,913.65
09-05-2012	150.00	141.00	141.00	71.00	353.00	3,384.00	3,384.00	1,704.00	8,472.00
10-05-2012	150.00	141.00	141.00	71.00	353.00	3,384.00	2,904.00	1,704.00	7,992.00
11-05-2012	150.00	141.00	141.00	71.00	353.00	3,384.00	3,384.00	1,704.00	8,472.00
12-05-2012	150.00	141.00	141.00	71.00	353.00	3,384.00	3,384.00	1,579.00	8,347.00
13-05-2012	150.00	141.00	141.00	71.00	353.00	3,384.00	3,324.00	1,391.50	8,099.50
14-05-2012	150.00	141.00	141.00	71.00	353.00	3,384.00	3,097.00	1,704.00	8,185.00
15-05-2012	150.00	141.00	141.00	71.00	353.00	3,384.00	3,384.00	1,704.00	8,472.00
16-05-2012	150.00	141.00	141.00	71.00	353.00	3,384.00	3,384.00	1,704.00	8,472.00
17-05-2012	150.00	41.13	41.13	20.71	102.96	987.00	987.00	497.00	2,471.00
18-05-2012	150.00	-	-	-	-	-	-	-	-
19-05-2012	150.00	-	-	-	-	-	-	-	-
20-05-2012	150.00	-	-	-	-	-	-	-	-
21-05-2012	150.00	-	-	-	-	-	-	-	-
22-05-2012	150.00	-	-	-	-	-	-	-	-
23-05-2012	150.00	-	-	-	-	-	-	-	-
24-05-2012	150.00	-	-	-	-	-	-	-	-
25-05-2012	150.00	-	-	-	-	-	-	-	-
26-05-2012	150.00	-	-	-	-	-	-	-	-
27-05-2012	150.00	-	-	-	-	-	-	-	-
28-05-2012	150.00	-	-	-	-	-	-	-	-
29-05-2012	150.00	-	-	-	-	-	-	-	-
30-05-2012	150.00	-	-	-	-	-	-	-	-
31-05-2012	150.00	-	-	-	-	-	-	-	-
		60.5	60.4	30.5		45,020.1	42,617.1	21,943.3	1,09,580.6
Availability %		43.15%	43.06%	43.45%					

1,09,580.6

*Soumitra Banerjee* 10/5/18  
Member Secretary

## EASTERN REGIONAL POWER COMMITTEE::KOLKATA

Station Name: **Maithon Power Limited**

Installed Capacity = 525 MW

Auxiliary Consumption = 6.5%

## REGIONAL ENERGY ACCOUNTING FOR THE MONTH OF JUNE-2012

Date	Untied Capacity	DC (In MW)				Agreed Schedules (MWh)			
	MW	TPDDL	DVC	WBSEDCL	Total	TPDDL	DVC	WBSEDCL	Total
01-06-2012	150.00	-	-	-	-	-	-	-	-
02-06-2012	150.00	-	-	-	-	-	-	-	-
03-06-2012	150.00	-	-	-	-	-	-	-	-
04-06-2012	150.00	-	-	-	-	-	-	-	-
05-06-2012	150.00	-	-	-	-	-	-	-	-
06-06-2012	150.00	-	-	-	-	-	-	-	-
07-06-2012	150.00	-	-	-	-	-	-	-	-
08-06-2012	150.00	-	-	-	-	-	-	-	-
09-06-2012	150.00	-	-	-	-	-	-	-	-
10-06-2012	150.00	-	-	-	-	-	-	-	-
11-06-2012	150.00	-	-	-	-	-	-	-	-
12-06-2012	150.00	-	-	-	-	-	-	-	-
13-06-2012	150.00	-	-	-	-	-	-	-	-
14-06-2012	150.00	-	-	-	-	-	-	-	-
15-06-2012	150.00	-	-	-	-	-	-	-	-
16-06-2012	150.00	-	-	-	-	-	-	-	-
17-06-2012	150.00	-	-	-	-	-	-	-	-
18-06-2012	150.00	-	-	-	-	-	-	-	-
19-06-2012	150.00	-	-	-	-	-	-	-	-
20-06-2012	150.00	-	-	-	-	-	-	-	-
21-06-2012	150.00	-	-	-	-	-	-	-	-
22-06-2012	150.00	-	-	-	-	-	-	-	-
23-06-2012	150.00	-	-	-	-	-	-	-	-
24-06-2012	150.00	-	-	-	-	-	-	-	-
25-06-2012	150.00	-	-	-	-	-	-	-	-
26-06-2012	150.00	-	-	-	-	-	-	-	-
27-06-2012	150.00	-	-	-	-	-	-	-	-
28-06-2012	150.00	52.88	52.88	32.54	138.29	1,269.00	1,269.00	781.00	3,319.00
29-06-2012	150.00	141.00	141.00	71.00	353.00	3,384.00	3,384.00	1,704.00	8,472.00
30-06-2012	150.00	131.00	131.00	66.00	328.00	3,144.00	3,144.00	1,584.00	7,872.00
		10.8	10.8	5.7		7,797.0	7,797.0	4,069.0	19,663.0
Availability %		7.72%	7.72%	8.06%					

19,663.0

*Sayden Kumarji 10/5/12*  
Member Secretary

## EASTERN REGIONAL POWER COMMITTEE::KOLKATA

Station Name: **Maithon Power Limited**

Installed Capacity = 525 MW Up to 23.07.2012 , 1050 MW from 24.07.2012

Auxiliary Consumption = 6.5%

## REGIONAL ENERGY ACCOUNTING FOR THE MONTH OF JULY-2012

Date	Untied Capacity	DC (In MW)				Agreed Schedules (MWh)			
	MW	TPDDL	DVC	WBSEDCL	Total	TPDDL	DVC	WBSEDCL	Total
01-07-2012	150.00	131.00	131.00	66.00	328.00	3,144.00	3,144.00	1,584.00	7,872.00
02-07-2012	150.00	131.00	131.00	66.00	328.00	3,144.00	3,144.00	1,584.00	7,872.00
03-07-2012	150.00	141.00	141.00	71.00	353.00	3,384.00	3,384.00	1,704.00	8,472.00
04-07-2012	150.00	141.00	141.00	71.00	353.00	3,384.00	3,384.00	1,704.00	8,472.00
05-07-2012	150.00	141.00	141.00	71.00	353.00	3,384.00	3,384.00	1,704.00	8,472.00
06-07-2012	150.00	141.00	141.00	71.00	353.00	3,384.00	3,384.00	1,484.00	8,252.00
07-07-2012	150.00	141.00	141.00	71.00	353.00	3,384.00	3,384.00	1,324.00	8,092.00
08-07-2012	150.00	141.00	141.00	71.00	353.00	3,384.00	3,384.00	1,424.00	8,192.00
09-07-2012	150.00	141.00	141.00	71.00	353.00	3,384.00	3,384.00	1,624.00	8,392.00
10-07-2012	150.00	141.00	141.00	71.00	353.00	3,384.00	3,384.00	1,704.00	8,472.00
11-07-2012	150.00	141.00	141.00	71.00	353.00	3,384.00	3,384.00	1,704.00	8,472.00
12-07-2012	150.00	141.00	141.00	71.00	353.00	3,384.00	3,384.00	1,704.00	8,472.00
13-07-2012	150.00	-	-	-	-	-	-	-	-
14-07-2012	150.00	13.33	13.33	6.67	33.33	320.00	320.00	160.00	800.00
15-07-2012	150.00	141.00	141.00	71.00	353.00	3,384.00	3,384.00	1,626.25	8,394.25
16-07-2012	150.00	141.00	141.00	71.00	353.00	3,384.00	3,384.00	1,704.00	8,472.00
17-07-2012	150.00	141.00	141.00	71.00	353.00	3,384.00	3,384.00	1,704.00	8,472.00
18-07-2012	150.00	141.00	141.00	71.00	353.00	3,384.00	3,384.00	1,704.00	8,472.00
19-07-2012	150.00	141.00	141.00	71.00	353.00	3,384.00	3,384.00	1,704.00	8,472.00
20-07-2012	150.00	141.00	141.00	71.00	353.00	3,384.00	3,384.00	1,704.00	8,472.00
21-07-2012	150.00	130.00	130.00	65.00	325.00	3,120.00	3,120.00	1,560.00	7,800.00
22-07-2012	150.00	130.00	130.00	65.00	325.00	3,120.00	3,120.00	1,560.00	7,800.00
23-07-2012	150.00	130.00	130.00	65.00	325.00	3,120.00	3,120.00	1,560.00	7,800.00
24-07-2012	300.00	260.00	260.00	130.00	650.00	6,240.00	6,240.00	3,120.00	15,600.00
25-07-2012	300.00	252.63	252.63	126.23	631.48	6,063.00	6,063.00	3,029.40	15,155.40
26-07-2012	300.00	262.50	262.50	131.50	656.50	6,300.00	6,300.00	3,156.00	15,756.00
27-07-2012	300.00	244.00	244.00	122.00	610.00	5,856.00	5,856.00	2,928.00	14,640.00
28-07-2012	300.00	216.88	216.88	108.44	542.19	5,205.00	5,205.00	2,602.50	13,012.50
29-07-2012	300.00	210.67	210.67	105.33	526.67	5,056.00	5,056.00	2,438.00	12,550.00
30-07-2012	300.00	65.17	65.17	32.58	162.92	1,564.00	1,564.00	782.00	3,910.00
31-07-2012	300.00	152.00	152.00	76.00	380.00	1,976.00	1,976.00	798.00	4,750.00
		<b>147.9</b>	<b>147.9</b>	<b>74.2</b>		<b>1,08,372.0</b>	<b>1,08,372.0</b>	<b>53,088.2</b>	<b>2,69,832.2</b>
Availability %		<b>83.83%</b>	<b>83.83%</b>	<b>84.16%</b>					

2,69,832.2

*Jaydev Ranjani* 10/5/18  
Member Secretary

## EASTERN REGIONAL POWER COMMITTEE::KOLKATA

Station Name: Maithon Power Limited


Installed Capacity = 1050 MW

Auxiliary Consumption = 6.5%

## REGIONAL ENERGY ACCOUNTING FOR THE MONTH OF AUGUST-2012

Date	Untied Capacity	DC (In MW)				Agreed Schedules (MWh)			
	MW	TPDDL	DVC	WBSEDCL	Total	TPDDL	DVC	WBSEDCL	Total
01-08-2012	300.00	131.83	131.83	60.08	323.75	3,132.00	3,164.00	1,442.00	7,738.00
02-08-2012	300.00	187.63	187.63	95.80	471.05	4,503.00	3,874.00	1,853.00	10,230.00
03-08-2012	300.00	244.08	244.08	122.04	610.21	5,858.00	5,858.00	2,328.50	14,044.50
04-08-2012	300.00	246.88	244.08	124.42	615.38	5,925.00	5,538.00	2,726.53	14,189.53
05-08-2012	300.00	280.72	273.88	140.20	694.79	6,737.25	3,360.00	3,364.80	13,462.05
06-08-2012	300.00	276.25	233.67	138.46	648.38	6,630.00	4,025.51	3,323.00	13,978.51
07-08-2012	300.00	276.25	233.67	138.46	648.38	6,630.00	4,025.51	3,323.00	13,978.51
08-08-2012	300.00	279.13	261.94	139.26	680.32	6,699.00	4,409.57	3,342.30	14,450.87
09-08-2012	300.00	281.00	273.67	140.20	694.87	6,744.00	4,692.86	3,364.80	14,801.66
10-08-2012	300.00	281.00	273.67	140.20	694.87	6,744.00	4,692.86	3,264.80	14,701.66
11-08-2012	300.00	281.00	281.00	140.20	702.20	6,744.00	4,806.86	2,844.80	14,395.66
12-08-2012	300.00	281.00	281.00	140.20	702.20	6,744.00	4,806.62	2,989.80	14,540.42
13-08-2012	300.00	245.85	233.00	119.30	598.15	5,900.50	4,662.62	2,493.20	13,056.32
14-08-2012	300.00	111.75	111.75	55.88	279.38	2,682.00	2,682.00	1,341.00	6,705.00
15-08-2012	300.00	148.00	124.00	73.00	345.00	3,552.00	2,125.61	1,332.00	7,009.61
16-08-2012	300.00	174.38	148.00	86.78	409.16	4,185.00	2,545.59	1,977.75	8,708.34
17-08-2012	300.00	281.00	273.67	140.20	694.87	6,744.00	3,751.43	3,364.80	13,860.23
18-08-2012	300.00	281.00	273.67	140.20	694.87	6,744.00	4,691.43	3,364.80	14,800.23
19-08-2012	300.00	281.00	281.00	140.20	702.20	6,744.00	4,820.57	3,364.80	14,929.37
20-08-2012	300.00	246.36	242.21	120.89	609.46	5,912.75	4,154.41	2,901.40	12,968.56
21-08-2012	300.00	148.00	148.00	74.00	370.00	3,552.00	2,537.02	1,702.00	7,791.02
22-08-2012	300.00	201.00	180.00	101.00	482.00	4,824.00	3,085.56	2,424.00	10,333.56
23-08-2012	300.00	201.00	180.00	101.00	482.00	4,824.00	3,085.56	2,424.00	10,333.56
24-08-2012	300.00	276.13	265.13	137.80	679.05	6,627.00	4,546.92	3,307.20	14,481.12
25-08-2012	300.00	281.00	281.00	140.20	702.20	6,744.00	4,820.33	3,354.80	14,919.13
26-08-2012	300.00	281.00	281.00	140.20	702.20	6,744.00	4,820.57	2,614.80	14,179.37
27-08-2012	300.00	281.00	281.00	140.20	702.20	6,744.00	4,820.57	2,926.86	14,491.43
28-08-2012	300.00	281.00	281.00	140.20	702.20	6,744.00	4,820.40	3,224.80	14,789.20
29-08-2012	300.00	281.00	281.00	140.20	702.20	6,744.00	5,059.35	3,364.80	15,168.15
30-08-2012	300.00	173.67	173.67	86.83	434.17	4,168.00	4,168.00	1,890.50	10,226.50
31-08-2012	300.00	151.00	151.00	75.50	377.50	3,624.00	3,624.00	1,724.00	8,972.00
		<b>237.8</b>	<b>229.4</b>	<b>118.5</b>		<b>1,76,893.5</b>	<b>1,28,075.7</b>	<b>83,264.8</b>	<b>3,88,234.0</b>
<b>Availability %</b>		<b>84.78%</b>	<b>81.77%</b>	<b>84.48%</b>					

3,88,234.0



Member Secretary

## EASTERN REGIONAL POWER COMMITTEE::KOLKATA

Station Name: **Maithon Power Limited**


Installed Capacity = 1050 MW

Auxiliary Consumption = 6.5%

## REGIONAL ENERGY ACCOUNTING FOR THE MONTH OF SEPTEMBER-2012

Date	Untied Capacity	DC (In MW)				Agreed Schedules (MWh)			
	MW	TPDDL	DVC	WBSEDCL	Total	TPDDL	DVC	WBSEDCL	Total
01-09-2012	300.00	160.00	160.00	80.31	400.31	3,840.00	3,260.00	1,927.50	9,027.50
02-09-2012	300.00	160.00	160.00	80.00	400.00	3,840.00	2,320.00	1,920.00	8,080.00
03-09-2012	300.00	127.00	127.00	63.50	317.50	3,048.00	3,048.00	1,220.00	7,316.00
04-09-2012	300.00	263.25	270.33	133.50	667.08	6,318.00	3,828.00	3,204.00	13,350.00
05-09-2012	300.00	281.00	281.00	140.20	702.20	-	-	-	-
06-09-2012	300.00	281.00	281.00	140.20	702.20	6,744.00	6,047.75	2,814.80	15,606.55
07-09-2012	300.00	281.00	281.00	140.20	702.20	6,744.00	5,768.00	3,364.80	15,876.80
08-09-2012	300.00	240.17	241.68	120.03	601.88	5,825.25	5,316.38	2,898.95	14,040.58
09-09-2012	300.00	267.22	274.88	133.65	675.74	6,413.25	6,597.00	1,705.10	14,715.35
10-09-2012	300.00	270.79	274.88	123.06	668.73	6,499.00	6,597.00	2,352.40	15,448.40
11-09-2012	300.00	281.00	281.00	140.20	702.20	6,744.00	6,732.00	3,364.80	16,840.80
12-09-2012	300.00	253.44	258.54	125.83	637.81	6,082.50	6,198.50	3,019.95	15,300.95
13-09-2012	300.00	237.61	240.08	118.77	596.47	5,702.75	5,762.00	2,850.55	14,315.30
14-09-2012	300.00	234.04	234.04	117.01	585.09	5,617.00	5,616.50	2,808.20	14,041.70
15-09-2012	300.00	268.75	271.81	135.16	675.72	6,450.00	6,369.75	1,683.80	14,503.55
16-09-2012	300.00	268.75	268.75	134.15	671.65	6,450.00	6,441.00	1,059.60	13,950.60
17-09-2012	300.00	281.00	281.00	140.20	702.20	6,744.00	4,560.00	2,661.30	13,965.30
18-09-2012	300.00	268.75	268.75	134.15	671.65	6,450.00	4,992.00	2,799.60	14,241.60
19-09-2012	300.00	247.31	262.82	124.57	634.70	5,935.50	6,307.63	2,989.70	15,232.83
20-09-2012	300.00	252.42	256.50	127.85	636.76	6,058.00	6,150.00	2,588.35	14,796.35
21-09-2012	300.00	232.00	232.00	116.00	580.00	5,568.00	5,568.00	2,784.00	13,920.00
22-09-2012	300.00	232.00	232.00	116.00	580.00	5,568.00	5,568.00	2,784.00	13,920.00
23-09-2012	300.00	240.00	240.00	120.00	600.00	5,760.00	5,760.00	2,880.00	14,400.00
24-09-2012	300.00	250.00	250.00	125.00	625.00	6,000.00	6,000.00	3,000.00	15,000.00
25-09-2012	300.00	244.17	244.17	121.67	610.00	5,860.00	5,860.00	2,750.00	14,470.00
26-09-2012	300.00	250.00	250.00	125.00	625.00	6,000.00	6,000.00	3,000.00	15,000.00
27-09-2012	300.00	246.33	245.33	123.17	614.83	5,912.00	5,888.00	2,956.00	14,756.00
28-09-2012	300.00	250.00	250.00	125.00	625.00	6,000.00	6,000.00	3,000.00	15,000.00
29-09-2012	300.00	230.21	230.21	115.10	575.52	5,525.00	5,525.00	2,762.50	13,812.50
30-09-2012	300.00	250.00	250.00	125.00	625.00	6,000.00	6,000.00	3,000.00	15,000.00
		<b>245.0</b>	<b>246.6</b>	<b>122.1</b>		<b>1,69,698.3</b>	<b>1,60,080.5</b>	<b>76,149.9</b>	<b>4,05,928.7</b>
Availability %		<b>87.33%</b>	<b>87.92%</b>	<b>87.09%</b>					

4,05,928.7



Member Secretary

## EASTERN REGIONAL POWER COMMITTEE::KOLKATA

Station Name: **Maithon Power Limited**

Installed Capacity = 1050 MW

Auxiliary Consumption = 6.5%

## REGIONAL ENERGY ACCOUNTING FOR THE MONTH OF OCTOBER-2012

	Untied Capacity	DC (In MW)				Agreed Schedules (MWh)			
Date	MW	TPDDL	DVC	WBSEDCL	Total	TPDDL	DVC	WBSEDCL	Total
01-10-2012	300.00	240.00	240.00	120.00	600.00	5,760.00	5,760.00	2,880.00	14,400.00
02-10-2012	300.00	281.00	281.00	140.20	702.20	6,744.00	6,732.00	3,364.80	16,840.80
03-10-2012	300.00	240.00	240.00	120.00	600.00	5,760.00	5,760.00	2,837.50	14,357.50
04-10-2012	300.00	240.00	240.00	120.00	600.00	5,760.00	5,760.00	2,222.50	13,742.50
05-10-2012	300.00	240.00	240.00	120.00	600.00	5,760.00	5,760.00	2,030.00	13,550.00
06-10-2012	300.00	244.17	244.17	122.08	610.42	5,860.00	5,860.00	2,432.50	14,152.50
07-10-2012	300.00	260.00	260.00	130.00	650.00	6,240.00	6,240.00	2,397.50	14,877.50
08-10-2012	300.00	260.00	260.00	130.00	650.00	6,240.00	6,075.00	2,752.50	15,067.50
09-10-2012	300.00	260.00	260.00	130.00	650.00	6,240.00	6,240.00	1,550.00	14,030.00
10-10-2012	300.00	240.00	240.00	120.00	600.00	5,760.00	5,760.00	2,258.75	13,778.75
11-10-2012	300.00	240.00	240.00	120.00	600.00	5,760.00	5,760.00	2,398.75	13,918.75
12-10-2012	300.00	200.92	203.83	100.46	505.21	4,822.00	4,892.00	2,193.50	11,907.50
13-10-2012	300.00	170.00	170.00	85.00	425.00	4,080.00	4,080.00	1,763.75	9,923.75
14-10-2012	300.00	170.00	170.00	85.00	425.00	4,080.00	4,080.00	1,615.00	9,775.00
15-10-2012	300.00	231.77	231.77	116.25	579.79	5,562.50	5,562.50	1,737.50	12,862.50
16-10-2012	300.00	281.00	281.00	140.20	702.20	6,744.00	6,732.00	1,300.50	14,776.50
17-10-2012	300.00	281.00	281.00	140.20	702.20	6,744.00	6,732.00	1,810.00	15,286.00
18-10-2012	300.00	240.00	240.00	120.00	600.00	5,760.00	5,760.00	2,596.25	14,116.25
19-10-2012	300.00	240.00	240.00	120.00	600.00	5,760.00	5,760.00	1,795.00	13,315.00
20-10-2012	300.00	242.50	242.50	121.25	606.25	5,820.00	5,820.00	2,297.50	13,937.50
21-10-2012	300.00	242.50	242.50	121.25	606.25	5,820.00	5,820.00	2,610.00	14,250.00
22-10-2012	300.00	242.50	242.50	121.25	606.25	5,820.00	5,820.00	2,306.25	13,946.25
23-10-2012	300.00	242.50	242.50	121.25	606.25	5,820.00	5,820.00	2,315.00	13,955.00
24-10-2012	300.00	242.50	242.50	121.25	606.25	5,820.00	5,820.00	2,280.00	13,920.00
25-10-2012	300.00	242.50	242.50	121.25	606.25	5,820.00	5,820.00	2,910.00	14,550.00
26-10-2012	300.00	242.50	242.50	121.25	606.25	5,820.00	5,820.00	2,910.00	14,550.00
27-10-2012	300.00	240.00	240.00	120.00	600.00	5,760.00	5,760.00	2,880.00	14,400.00
28-10-2012	300.00	240.00	240.00	120.00	600.00	5,760.00	5,760.00	2,880.00	14,400.00
29-10-2012	300.00	252.00	252.00	126.00	630.00	6,048.00	6,048.00	2,536.50	14,632.50
30-10-2012	300.00	252.00	252.00	126.00	630.00	6,048.00	6,048.00	2,454.00	14,550.00
31-10-2012	300.00	252.00	252.00	126.00	630.00	6,048.00	6,048.00	2,754.00	14,850.00
		<b>241.7</b>	<b>241.8</b>	<b>120.8</b>		<b>1,79,840.5</b>	<b>1,79,709.5</b>	<b>73,069.6</b>	<b>4,32,619.6</b>
Availability %		<b>86.18%</b>	<b>86.21%</b>	<b>86.16%</b>					

4,32,619.6



Member Secretary

## EASTERN REGIONAL POWER COMMITTEE::KOLKATA

Station Name: **Maithon Power Limited**

Installed Capacity = 1050 MW

Auxiliary Consumption = 6.5%

## REGIONAL ENERGY ACCOUNTING FOR THE MONTH OF NOVEMBER-2012

Date	Untied Capacity	DC (In MW)				Agreed Schedules (MWh)			
	MW	TPDDL	DVC	WBSEDC	Total	TPDDL	DVC	WBSEDC	Total
01-11-2012	300.00	240.00	240.00	120.00	600.00	5,760.00	5,760.00	2,871.25	14,391.25
02-11-2012	300.00	250.00	250.00	125.00	625.00	6,000.00	6,000.00	3,000.00	15,000.00
03-11-2012	300.00	247.92	247.92	123.96	619.79	5,950.00	5,950.00	2,865.00	14,765.00
04-11-2012	300.00	250.00	250.00	125.00	625.00	6,000.00	6,000.00	2,855.00	14,855.00
05-11-2012	300.00	250.00	250.00	125.00	625.00	6,000.00	6,000.00	2,765.00	14,765.00
06-11-2012	300.00	250.00	250.00	125.00	625.00	-	-	-	-
07-11-2012	300.00	230.50	230.50	115.25	576.25	6,240.00	6,240.00	2,397.50	14,877.50
08-11-2012	300.00	230.50	230.50	115.25	576.25	6,240.00	6,075.00	2,752.50	15,067.50
09-11-2012	300.00	230.50	230.50	115.25	576.25	6,240.00	6,240.00	1,550.00	14,030.00
10-11-2012	300.00	230.50	230.50	115.25	576.25	5,760.00	5,760.00	2,258.75	13,778.75
11-11-2012	300.00	230.50	230.50	115.25	576.25	5,760.00	5,760.00	2,398.75	13,918.75
12-11-2012	300.00	256.25	256.25	128.13	640.63	6,150.00	6,150.00	3,075.00	15,375.00
13-11-2012	300.00	137.69	137.52	69.59	344.80	3,304.50	3,300.50	1,670.25	8,275.25
14-11-2012	300.00	177.29	181.31	89.51	448.11	4,255.00	4,351.40	1,759.90	10,366.30
15-11-2012	300.00	240.00	240.00	120.00	600.00	5,760.00	5,760.00	2,540.00	14,060.00
16-11-2012	300.00	247.50	247.50	123.75	618.75	5,940.00	5,940.00	2,417.50	14,297.50
17-11-2012	300.00	246.70	246.70	123.35	616.75	5,920.80	5,920.80	2,567.40	14,409.00
18-11-2012	300.00	249.17	249.17	124.58	622.92	5,980.00	5,980.00	2,315.50	14,275.50
19-11-2012	300.00	249.17	249.17	124.58	622.92	5,980.00	5,980.00	2,458.25	14,418.25
20-11-2012	300.00	240.00	240.00	120.00	600.00	5,760.00	5,760.00	2,653.00	14,173.00
21-11-2012	300.00	252.80	252.80	126.40	632.00	6,067.20	6,067.20	2,331.50	14,465.90
22-11-2012	300.00	209.38	213.02	104.69	527.08	5,025.00	5,112.50	2,217.50	12,355.00
23-11-2012	300.00	175.50	175.50	87.75	438.75	4,212.00	4,212.00	2,106.00	10,530.00
24-11-2012	300.00	174.67	180.92	88.00	443.58	4,192.00	4,342.00	1,628.00	10,162.00
25-11-2012	300.00	185.67	185.67	92.83	464.17	4,456.00	4,456.00	716.00	9,628.00
26-11-2012	300.00	185.67	185.67	92.83	464.17	4,456.00	4,456.00	2,228.00	11,140.00
27-11-2012	300.00	185.67	185.67	92.83	464.17	4,456.00	4,456.00	2,228.00	11,140.00
28-11-2012	300.00	151.96	154.63	74.17	380.75	3,647.00	3,711.00	1,780.00	9,138.00
29-11-2012	300.00	72.08	72.08	36.04	180.21	1,730.00	1,730.00	865.00	4,325.00
30-11-2012	300.00	25.00	38.33	21.67	85.00	600.00	920.00	520.00	2,040.00
		<b>210.1</b>	<b>211.1</b>	<b>105.4</b>		<b>1,47,841.5</b>	<b>1,48,390.4</b>	<b>63,790.6</b>	<b>3,60,022.5</b>
Availability %		<b>74.90%</b>	<b>75.25%</b>	<b>75.13%</b>					3,60,022.5

*Souder Ranjita 10/5/18*  
Member Secretary



## EASTERN REGIONAL POWER COMMITTEE::KOLKATA

Station Name: **Maithon Power Limited**

Installed Capacity = 1050 MW

Auxiliary Consumption = 6.5%

## REGIONAL ENERGY ACCOUNTING FOR THE MONTH OF DECEMBER-2012

Date	Untied Capacity	DC (In MW)				Agreed Schedules (MWh)			
	MW	TPDDL	DVC	WBSEDCL	Total	TPDDL	DVC	WBSEDCL	Total
01-12-2012	300.00	180.42	180.73	91.00	452.15	4,330.10	3,077.60	2,184.00	9,591.70
02-12-2012	300.00	187.17	187.17	93.54	467.88	4,492.00	3,518.00	1,620.50	9,630.50
03-12-2012	300.00	187.88	187.88	93.92	469.67	4,509.00	4,509.00	1,779.50	10,797.50
04-12-2012	300.00	187.88	187.88	93.92	469.67	4,509.00	4,509.00	1,928.50	10,946.50
05-12-2012	300.00	174.00	174.00	87.00	435.00	4,176.00	3,726.00	2,088.00	9,990.00
06-12-2012	300.00	247.46	247.46	123.54	618.46	5,939.00	3,587.75	2,965.00	12,491.75
07-12-2012	300.00	281.00	281.00	140.20	702.20	6,744.00	6,720.00	3,127.40	16,591.40
08-12-2012	300.00	281.00	281.00	140.20	702.20	6,744.00	6,732.00	3,364.80	16,840.80
09-12-2012	300.00	281.00	281.00	140.20	702.20	6,744.00	6,732.00	2,798.10	16,274.10
10-12-2012	300.00	281.00	281.00	140.20	702.20	6,744.00	6,405.38	2,864.80	16,014.18
11-12-2012	300.00	281.00	281.00	140.20	702.20	6,744.00	5,032.00	3,231.05	15,007.05
12-12-2012	300.00	281.00	281.00	140.25	702.25	7,200.00	6,732.00	2,587.50	16,519.50
13-12-2012	300.00	281.00	281.00	140.25	702.25	7,200.00	5,566.22	3,075.00	15,841.22
14-12-2012	300.00	281.00	281.00	140.25	702.25	7,200.00	5,680.00	3,420.00	16,300.00
15-12-2012	300.00	281.00	281.00	140.25	702.25	7,200.00	5,880.00	3,600.00	16,680.00
16-12-2012	300.00	200.80	198.54	99.27	498.60	4,923.63	4,322.40	2,387.45	11,633.48
17-12-2012	300.00	219.69	221.90	111.28	552.88	5,348.60	5,181.60	2,476.20	13,006.40
18-12-2012	300.00	281.00	281.00	140.25	702.25	7,200.00	4,901.50	3,600.00	15,701.50
19-12-2012	300.00	281.00	281.00	140.25	702.25	7,200.00	4,783.00	3,460.00	15,443.00
20-12-2012	300.00	281.00	281.00	140.25	702.25	7,200.00	4,903.50	3,525.50	15,629.00
21-12-2012	300.00	281.00	281.00	140.25	702.25	7,200.00	5,210.50	3,312.50	15,723.00
22-12-2012	300.00	281.00	281.00	140.25	702.25	7,200.00	5,837.50	3,225.00	16,262.50
23-12-2012	300.00	271.31	275.19	135.43	681.93	6,920.00	5,330.50	2,600.00	14,850.50
24-12-2012	300.00	281.00	281.00	140.25	702.25	7,200.00	5,023.50	3,415.50	15,639.00
25-12-2012	300.00	281.00	281.00	140.25	702.25	6,928.00	5,718.50	3,430.50	16,077.00
26-12-2012	300.00	281.00	281.00	140.25	702.25	6,828.00	5,867.50	3,473.50	16,169.00
27-12-2012	300.00	281.00	281.00	140.25	702.25	6,828.00	5,973.50	3,515.00	16,316.50
28-12-2012	300.00	281.00	281.00	140.20	702.20	6,246.00	6,281.50	3,364.80	15,892.30
29-12-2012	300.00	280.58	280.58	140.05	701.20	6,898.80	5,739.80	3,186.40	15,825.00
30-12-2012	300.00	281.00	281.00	140.25	702.25	6,996.00	6,024.50	3,317.00	16,337.50
31-12-2012	300.00	281.00	281.00	140.25	702.25	6,996.00	5,998.50	3,472.00	16,466.50
		<b>259.3</b>	<b>259.4</b>	<b>129.5</b>		<b>1,98,588.1</b>	<b>1,65,504.7</b>	<b>92,395.5</b>	<b>4,56,488.4</b>
Availability %		<b>92.44%</b>	<b>92.49%</b>	<b>92.32%</b>					

4,56,488.4

*Soumitra Banerjee* 10/5/18  
Member Secretary

## EASTERN REGIONAL POWER COMMITTEE::KOLKATA

Station Name: **Maithon Power Limited**

Installed Capacity = 1050 MW

Auxiliary Consumption = 6.5%

## REGIONAL ENERGY ACCOUNTING FOR THE MONTH OF JANUARY-2013

Date	Untied Capacity	DC (In MW)				Agreed Schedules (MWh)			
	MW	TPDDL	DVC	WBSEDCL	Total	TPDDL	DVC	WBSEDCL	Total
01-01-2013	300.00	281.00	281.00	140.25	702.25	6,996.00	5,673.75	3,246.75	15,916.50
02-01-2013	300.00	240.78	225.10	116.13	582.01	5,821.66	4,881.95	2,799.90	13,503.50
03-01-2013	300.00	281.00	281.00	140.25	702.25	6,996.00	6,165.75	3,498.00	16,659.75
04-01-2013	300.00	281.00	281.00	140.25	702.25	6,996.00	5,465.13	3,600.00	16,061.13
05-01-2013	300.00	277.19	269.19	138.54	684.92	6,655.84	6,196.08	3,448.99	16,300.91
06-01-2013	300.00	281.00	281.00	140.20	702.20	6,600.00	6,247.50	3,364.80	16,212.30
07-01-2013	300.00	281.00	281.00	140.20	702.20	6,216.00	5,070.50	3,364.80	14,651.30
08-01-2013	300.00	281.00	281.00	140.20	702.20	6,360.00	6,396.50	3,364.80	16,121.30
09-01-2013	300.00	281.00	281.00	140.20	702.20	6,600.00	5,202.50	3,364.80	15,167.30
10-01-2013	300.00	281.00	281.00	140.20	702.20	6,600.00	6,134.00	3,302.30	16,036.30
11-01-2013	300.00	173.56	178.55	86.26	438.38	4,129.49	4,101.76	1,977.75	10,209.00
12-01-2013	300.00	228.46	191.03	116.25	535.74	5,483.05	2,995.50	2,732.10	11,210.65
13-01-2013	300.00	281.00	281.00	140.20	702.20	6,600.00	6,132.50	2,723.05	15,455.55
14-01-2013	300.00	281.00	281.00	140.20	702.20	6,600.00	6,263.50	2,244.55	15,108.05
15-01-2013	300.00	281.00	281.00	140.20	702.20	6,360.00	6,357.00	2,721.95	15,438.95
16-01-2013	300.00	281.00	281.00	140.20	702.20	6,354.00	6,063.25	3,219.90	15,637.15
17-01-2013	300.00	281.00	281.00	140.20	702.20	6,354.00	6,732.00	3,284.30	16,370.30
18-01-2013	300.00	281.00	279.83	137.40	698.24	6,588.00	6,705.00	3,095.00	16,388.00
19-01-2013	300.00	273.93	281.00	140.20	695.13	6,574.25	6,607.50	2,806.90	15,988.65
20-01-2013	300.00	262.93	264.49	129.60	657.02	6,154.29	6,033.18	2,546.80	14,734.27
21-01-2013	300.00	243.86	242.20	128.05	614.11	5,852.72	5,684.72	2,731.20	14,268.64
22-01-2013	300.00	281.00	281.00	140.20	702.20	6,588.00	6,229.00	3,227.40	16,044.40
23-01-2013	300.00	281.00	281.00	140.20	702.20	6,588.00	6,371.50	3,010.50	15,970.00
24-01-2013	300.00	281.00	281.00	140.20	702.20	6,588.00	6,732.00	2,513.50	15,833.50
25-01-2013	300.00	281.00	281.00	140.20	702.20	6,588.00	6,732.00	3,037.30	16,357.30
26-01-2013	300.00	281.00	281.00	140.20	702.20	6,642.00	6,732.00	2,804.90	16,178.90
27-01-2013	300.00	281.00	281.00	140.20	702.20	6,642.00	6,732.00	2,605.21	15,979.21
28-01-2013	300.00	281.00	281.00	140.20	702.20	6,588.00	6,732.00	2,815.40	16,135.40
29-01-2013	300.00	196.17	196.17	98.04	490.37	4,708.00	4,705.75	2,309.40	11,723.15
30-01-2013	300.00	195.00	180.00	90.00	465.00	4,680.00	4,320.00	1,642.50	10,642.50
31-01-2013	300.00	180.00	170.00	120.00	470.00	4,320.00	3,366.00	2,440.00	10,126.00
		<b>263.6</b>	<b>261.2</b>	<b>132.4</b>		<b>1,92,823.3</b>	<b>1,79,761.8</b>	<b>89,844.7</b>	<b>4,62,429.9</b>
Availability %		<b>93.99%</b>	<b>93.12%</b>	<b>94.41%</b>					

4,62,429.9

*Jaydev Ranjan* 10/1/18  
Member Secretary

## EASTERN REGIONAL POWER COMMITTEE::KOLKATA

Station Name: **Maithon Power Limited**

Installed Capacity = 1050 MW

Auxiliary Consumption = 6.5%

## REGIONAL ENERGY ACCOUNTING FOR THE MONTH OF FEBRUARY-2013

Date	Untied Capacity	DC (In MW)				Agreed Schedules (MWh)			
	MW	TPDDL	DVC	WBSEDCL	Total	TPDDL	DVC	WBSEDCL	Total
01-02-2013	300.00	190.00	190.00	95.00	475.00	4,096.00	4,560.00	2,185.00	10,841.00
02-02-2013	300.00	190.00	190.00	95.00	475.00	4,096.00	4,560.00	2,280.00	10,936.00
03-02-2013	300.00	190.00	190.00	95.00	475.00	4,096.00	4,560.00	1,389.00	10,045.00
04-02-2013	300.00	190.00	195.00	98.00	483.00	4,096.00	4,680.00	2,254.00	11,030.00
05-02-2013	300.00	196.00	196.00	98.00	490.00	4,704.00	4,704.00	2,352.00	11,760.00
06-02-2013	300.00	194.00	194.00	97.00	485.00	4,656.00	4,656.00	2,328.00	11,640.00
07-02-2013	300.00	192.00	192.00	96.00	480.00	4,608.00	4,608.00	2,304.00	11,520.00
08-02-2013	300.00	187.38	187.38	92.00	466.75	4,057.00	4,497.00	1,401.00	9,955.00
09-02-2013	300.00	188.00	188.00	94.00	470.00	4,064.00	4,512.00	1,865.50	10,441.50
10-02-2013	300.00	276.85	274.92	137.18	688.95	6,632.00	6,587.00	2,506.05	15,725.05
11-02-2013	300.00	281.00	281.00	140.20	702.20	6,544.00	6,732.00	2,737.30	16,013.30
12-02-2013	300.00	281.00	281.00	140.20	702.20	6,544.00	6,585.00	3,073.90	16,202.90
13-02-2013	300.00	281.00	281.00	140.20	702.20	6,544.00	6,732.00	2,904.40	16,180.40
14-02-2013	300.00	281.00	281.00	140.20	702.20	6,544.00	6,732.00	2,853.80	16,129.80
15-02-2013	300.00	281.00	281.00	140.20	702.20	6,544.00	6,732.00	2,794.80	16,070.80
16-02-2013	300.00	281.00	281.00	140.20	702.20	6,544.00	5,948.25	2,969.15	15,461.40
17-02-2013	300.00	281.00	281.00	140.20	702.20	6,544.00	6,055.50	2,999.30	15,598.80
18-02-2013	300.00	281.00	281.00	140.20	702.20	6,544.00	6,128.50	3,001.50	15,674.00
19-02-2013	300.00	281.00	281.00	140.20	702.20	6,544.00	6,067.50	3,074.35	15,685.85
20-02-2013	300.00	281.00	281.00	140.20	702.20	6,544.00	5,985.25	3,190.60	15,719.85
21-02-2013	300.00	281.00	281.00	140.20	702.20	6,544.00	6,146.75	3,266.35	15,957.10
22-02-2013	300.00	281.00	281.00	140.20	702.20	6,544.00	6,095.00	3,102.95	15,741.95
23-02-2013	300.00	267.92	267.39	133.44	668.74	6,280.00	5,962.75	2,967.80	15,210.55
24-02-2013	300.00	281.00	281.00	140.20	702.20	6,144.00	6,265.00	3,027.25	15,436.25
25-02-2013	300.00	271.08	271.08	135.28	677.45	6,344.00	6,308.00	2,297.45	14,949.45
26-02-2013	300.00	184.50	203.50	96.70	484.70	4,428.00	4,882.38	597.30	9,907.68
27-02-2013	300.00	260.79	264.85	130.37	656.01	6,309.00	6,347.00	1,867.90	14,523.90
28-02-2013	300.00	281.00	281.00	140.20	702.20	6,369.00	6,744.00	2,911.90	16,024.90
		<b>246.9</b>	<b>247.8</b>	<b>123.4</b>		<b>1,59,507.0</b>	<b>1,60,372.9</b>	<b>70,502.6</b>	<b>3,90,382.4</b>
Availability %		<b>88.01%</b>	<b>88.34%</b>	<b>88.00%</b>					

3,90,382.4

*Sandeep Banerjee 10/5/12*  
Member Secretary

## EASTERN REGIONAL POWER COMMITTEE::KOLKATA


Station Name: **Maithon Power Limited**

Installed Capacity = 1050 MW

Auxiliary Consumption = 6.5%

## REGIONAL ENERGY ACCOUNTING FOR THE MONTH OF MARCH-2013

Date	Untied Capacity MW	DC (In MW)				Agreed Schedules (MWh)			
		TPDDL	DVC	WBSEDCL	Total	TPDDL	DVC	WBSEDCL	Total
01-03-2013	300.00	281.00	281.00	140.20	702.20	6,444.00	6,732.00	3,030.00	16,206.00
02-03-2013	300.00	281.00	281.00	140.20	702.20	6,444.00	6,438.00	3,205.60	16,087.60
03-03-2013	300.00	281.00	281.00	140.20	702.20	6,444.00	6,438.00	3,255.00	16,137.00
04-03-2013	300.00	281.00	281.00	140.20	702.20	6,444.00	5,116.50	3,099.60	14,660.10
05-03-2013	300.00	281.00	281.00	140.20	702.20	6,000.00	5,687.25	2,928.60	14,615.85
06-03-2013	300.00	281.00	281.00	140.20	702.20	6,319.00	6,027.75	3,107.70	15,454.45
07-03-2013	300.00	281.00	281.00	140.20	702.20	6,344.00	5,609.75	3,120.15	15,073.90
08-03-2013	300.00	281.00	281.00	140.20	702.20	6,344.00	5,489.00	2,800.70	14,633.70
09-03-2013	300.00	226.56	180.63	90.31	497.50	5,437.50	1,950.00	999.50	8,387.00
10-03-2013	300.00	229.17	141.00	70.00	440.17	5,500.00	1,680.00	793.00	7,973.00
11-03-2013	300.00	250.00	140.00	76.67	466.67	6,000.00	1,680.00	1,147.00	8,827.00
12-03-2013	300.00	253.33	140.00	70.00	463.33	6,080.00	2,625.00	1,680.00	10,385.00
13-03-2013	300.00	210.00	140.00	70.00	420.00	5,040.00	2,642.50	1,177.50	8,860.00
14-03-2013	300.00	210.00	140.00	80.00	430.00	5,040.00	2,572.50	1,180.00	8,792.50
15-03-2013	300.00	167.50	140.00	70.00	377.50	4,020.00	2,485.00	1,410.00	7,915.00
16-03-2013	300.00	167.50	140.00	70.00	377.50	4,020.00	3,360.00	350.00	7,730.00
17-03-2013	300.00	209.01	164.65	82.16	455.81	3,958.00	3,089.25	1,246.25	8,293.50
18-03-2013	300.00	281.00	281.00	140.20	702.20	6,744.00	5,017.00	2,366.58	14,127.58
19-03-2013	300.00	281.00	281.00	140.20	702.20	6,471.00	4,242.50	2,528.80	13,242.30
20-03-2013	300.00	281.00	281.00	140.20	702.20	6,486.00	3,360.00	3,099.00	12,945.00
21-03-2013	300.00	281.00	281.00	140.20	702.20	6,700.00	3,851.75	3,183.00	13,734.75
22-03-2013	300.00	281.00	281.00	140.20	702.20	6,580.00	4,062.50	3,240.80	13,883.30
23-03-2013	300.00	281.00	281.00	140.20	702.20	6,580.00	3,851.75	2,955.60	13,387.35
24-03-2013	300.00	281.00	281.00	140.20	702.20	6,744.00	3,360.00	1,717.60	11,821.60
25-03-2013	300.00	281.00	281.00	140.20	702.20	6,744.00	3,360.00	2,143.00	12,247.00
26-03-2013	300.00	281.00	281.00	140.20	702.20	6,580.00	3,360.00	2,436.20	12,376.20
27-03-2013	300.00	281.00	281.00	140.20	702.20	6,260.00	3,360.00	3,094.80	12,714.80
28-03-2013	300.00	281.00	281.00	140.20	702.20	6,300.00	3,360.00	2,359.20	12,019.20
29-03-2013	300.00	281.00	281.00	140.20	702.20	6,358.00	3,676.13	1,744.00	11,778.13
30-03-2013	300.00	281.00	281.00	140.20	702.20	6,412.00	3,360.00	1,937.80	11,709.80
31-03-2013	300.00	281.00	281.00	140.20	702.20	6,412.00	3,360.00	2,986.90	12,758.90
		<b>261.5</b>	<b>242.2</b>	<b>121.4</b>		<b>1,87,249.5</b>	<b>1,21,204.1</b>	<b>70,323.9</b>	<b>3,78,777.5</b>
<b>Availability %</b>		<b>93.21%</b>	<b>86.35%</b>	<b>86.56%</b>					

3,78,777.5  
  
 Member Secretary

## EASTERN REGIONAL POWER COMMITTEE::KOLKATA

Station Name: **Maithon Power Limited**

Installed Capacity = 1050 MW

Auxiliary Consumption = 6.5%

## REGIONAL ENERGY ACCOUNTING FOR THE MONTH OF APRIL-2013

	Untied Capacity	DC (In MW)				Agreed Schedules (MWh)			
Date	MW	TPDDL	DVC	WBSEDCL	Total	TPDDL	DVC	WBSEDCL	Total
01-04-2013	150.00	281.00	281.00	281.00	843.00	6,432.00	3,360.00	5,919.50	15,711.50
02-04-2013	150.00	281.00	281.00	281.00	843.00	6,432.00	3,360.00	5,991.00	15,783.00
03-04-2013	150.00	281.00	281.00	281.00	843.00	6,358.00	3,360.00	6,074.00	15,792.00
04-04-2013	150.00	281.00	281.00	281.00	843.00	6,289.00	3,500.50	5,387.00	15,176.50
05-04-2013	150.00	281.00	281.00	281.00	843.00	6,300.00	3,676.13	5,298.75	15,274.88
06-04-2013	150.00	281.00	281.00	281.00	843.00	6,218.00	3,851.75	5,348.00	15,417.75
07-04-2013	150.00	190.88	190.88	190.88	572.63	4,364.00	3,143.00	3,523.50	11,030.50
08-04-2013	150.00	139.79	110.00	113.13	362.92	3,355.00	2,256.00	2,530.00	8,141.00
09-04-2013	150.00	170.00	110.00	112.03	392.03	4,080.00	2,256.00	2,664.50	9,000.50
10-04-2013	150.00	262.78	256.96	243.89	763.63	6,306.75	4,391.00	5,853.25	16,551.00
11-04-2013	150.00	281.00	281.00	281.00	843.00	6,744.00	4,975.75	6,182.00	17,901.75
12-04-2013	150.00	281.00	281.00	281.00	843.00	6,744.00	5,424.50	5,718.00	17,886.50
13-04-2013	150.00	281.00	281.00	281.00	843.00	6,744.00	5,989.38	5,980.75	18,714.13
14-04-2013	150.00	281.00	281.00	281.00	843.00	6,744.00	6,732.00	3,666.50	17,142.50
15-04-2013	150.00	281.00	281.00	281.00	843.00	6,744.00	5,122.00	2,931.50	14,797.50
16-04-2013	150.00	281.00	281.00	281.00	843.00	6,744.00	4,923.00	3,762.50	15,429.50
17-04-2013	150.00	281.00	281.00	281.00	843.00	6,744.00	4,132.75	4,741.00	15,617.75
18-04-2013	150.00	281.00	281.00	281.00	843.00	6,744.00	6,732.00	2,281.50	15,757.50
19-04-2013	150.00	281.00	281.00	281.00	843.00	6,744.00	6,248.00	3,482.50	16,474.50
20-04-2013	150.00	170.39	124.24	124.24	418.86	4,089.25	2,810.00	1,223.00	8,122.25
21-04-2013	150.00	242.96	205.83	205.83	654.63	5,428.00	3,107.00	2,491.75	11,026.75
22-04-2013	150.00	281.00	281.00	281.00	843.00	6,429.00	3,360.00	3,840.00	13,629.00
23-04-2013	150.00	281.00	281.00	281.00	843.00	6,744.00	3,922.00	4,724.00	15,390.00
24-04-2013	150.00	281.00	281.00	281.00	843.00	6,744.00	3,360.00	5,604.50	15,708.50
25-04-2013	150.00	281.00	281.00	281.00	843.00	6,744.00	3,360.00	6,557.00	16,661.00
26-04-2013	150.00	281.00	281.00	281.00	843.00	6,744.00	3,360.00	6,744.00	16,848.00
27-04-2013	150.00	281.00	281.00	281.00	843.00	6,744.00	3,676.13	6,681.50	17,101.63
28-04-2013	150.00	281.00	281.00	281.00	843.00	6,744.00	5,186.50	4,408.50	16,339.00
29-04-2013	150.00	281.00	281.00	281.00	843.00	6,744.00	6,299.13	4,508.25	17,551.38
30-04-2013	150.00	281.00	281.00	281.00	843.00	6,744.00	6,732.00	6,535.00	20,011.00
		264.03	258.06	257.80		1,86,729.00	1,28,606.50	1,40,653.25	4,55,988.75
Availability %		94.13%	92.00%	91.91%					

4,55,988.8

*Soumitra Banerjee* 10/5/18  
Member Secretary

## EASTERN REGIONAL POWER COMMITTEE::KOLKATA

Station Name: **Maithon Power Limited**

Installed Capacity = 1050 MW

Auxiliary Consumption = 6.5%

## REGIONAL ENERGY ACCOUNTING FOR THE MONTH OF MAY-2013

Date	Untied Capacity MW	DC (In MW)				Agreed Schedules (MWh)			
		TPDDL	DVC	WBSEDCL	Total	TPDDL	DVC	WBSEDCL	Total
01-05-2013	150.00	281.00	281.00	281.00	843.00	6,744.00	6,732.00	5,453.50	18,929.50
02-05-2013	150.00	281.00	281.00	281.00	843.00	6,744.00	6,732.00	4,933.75	18,409.75
03-05-2013	150.00	281.00	281.00	281.00	843.00	6,744.00	5,645.00	4,109.75	37,339.25
04-05-2013	150.00	170.83	118.33	118.33	407.50	4,100.00	2,180.00	2,840.00	9,120.00
05-05-2013	150.00	167.35	130.17	132.79	430.31	4,016.50	2,760.00	2,041.00	8,817.50
06-05-2013	150.00	281.00	281.00	281.00	843.00	6,744.00	3,440.13	6,327.00	17,937.50
07-05-2013	150.00	281.00	281.00	281.00	843.00	6,510.00	3,605.88	6,599.00	16,714.88
08-05-2013	150.00	281.00	281.00	281.00	843.00	6,525.00	3,360.00	6,713.50	16,598.50
09-05-2013	150.00	281.00	281.00	281.00	843.00	6,744.00	3,904.13	6,736.50	33,313.38
10-05-2013	150.00	281.00	281.00	281.00	843.00	6,744.00	3,360.00	6,395.25	16,499.25
11-05-2013	150.00	281.00	281.00	281.00	843.00	6,744.00	3,360.00	5,451.25	15,555.25
12-05-2013	150.00	210.18	200.75	202.64	613.56	4,664.50	2,985.00	2,672.75	32,054.50
13-05-2013	150.00	197.50	110.00	110.00	417.50	4,740.00	2,640.00	1,292.50	8,672.50
14-05-2013	150.00	206.33	161.33	161.33	529.00	4,952.00	3,010.75	3,226.75	11,189.50
15-05-2013	150.00	281.00	281.00	281.00	843.00	6,744.00	4,265.38	6,148.25	19,862.00
16-05-2013	150.00	281.00	281.00	281.00	843.00	6,744.00	4,554.25	6,678.50	17,976.75
17-05-2013	150.00	281.00	281.00	281.00	843.00	6,744.00	5,186.50	4,964.75	16,895.25
18-05-2013	150.00	281.00	281.00	281.00	843.00	6,744.00	1,858.50	5,293.25	34,872.00
19-05-2013	150.00	281.00	281.00	281.00	843.00	6,744.00	2,943.50	5,246.75	14,934.25
20-05-2013	150.00	281.00	281.00	281.00	843.00	6,744.00	2,775.00	5,434.75	14,953.75
21-05-2013	150.00	281.00	281.00	281.00	843.00	6,744.00	1,680.00	6,468.50	29,888.00
22-05-2013	150.00	281.00	281.00	281.00	843.00	6,744.00	3,922.00	5,728.75	16,394.75
23-05-2013	150.00	281.00	281.00	281.00	843.00	6,744.00	4,307.00	5,950.25	17,001.25
24-05-2013	150.00	281.00	281.00	281.00	843.00	6,105.00	4,123.00	5,405.75	33,396.00
25-05-2013	150.00	281.00	281.00	281.00	843.00	5,395.00	3,360.00	6,017.75	14,772.75
26-05-2013	150.00	281.00	281.00	281.00	843.00	5,342.00	3,322.50	6,598.00	15,262.50
27-05-2013	150.00	281.00	281.00	281.00	843.00	6,744.00	3,270.00	5,835.00	30,035.25
28-05-2013	150.00	281.00	281.00	281.00	843.00	6,744.00	3,360.00	5,979.50	16,083.50
29-05-2013	150.00	281.00	281.00	281.00	843.00	6,744.00	3,023.75	4,136.25	13,904.00
30-05-2013	150.00	281.00	281.00	281.00	843.00	5,821.00	1,680.00	5,345.50	29,987.50
31-05-2013	150.00	272.79	272.79	271.31	816.90	5,754.00	3,461.25	4,820.00	14,035.25
		266.13	258.66	258.76	24,289.77	1,92,061.00	1,10,807.50	1,60,844.00	4,63,712.50
Availability %		94.88%	92.21%	92.25%					

4,63,712.5

*Sayantan Karmajyoti* 10/5/18  
Member Secretary

## EASTERN REGIONAL POWER COMMITTEE::KOLKATA

Station Name: **Maithon Power Limited**

Installed Capacity = 1050 MW

Auxiliary Consumption = 6.5%

## REGIONAL ENERGY ACCOUNTING FOR THE MONTH OF JUNE-2013

Date	Untied Capacity MW	DC (In MW)				Agreed Schedules (MWh)			
		TPDDL	DVC	WBSEDCL	Total	TPDDL	DVC	WBSEDCL	Total
01-06-2013	150.00	266.25	269.57	267.99	803.81	5,740.00	5,931.50	6,283.25	17,954.75
02-06-2013	150.00	281.00	280.50	281.00	842.50	5,747.00	6,705.25	6,359.00	18,811.25
03-06-2013	150.00	281.00	280.50	281.00	842.50	5,602.00	5,091.25	6,446.75	17,140.00
04-06-2013	150.00	281.00	280.50	281.00	842.50	5,913.00	5,000.13	6,397.50	17,310.63
05-06-2013	150.00	281.00	280.50	281.00	842.50	6,096.00	4,663.75	6,447.00	17,206.75
06-06-2013	150.00	281.00	280.50	281.00	842.50	5,880.00	4,699.00	6,440.50	17,019.50
07-06-2013	150.00	281.00	280.50	281.00	842.50	6,744.00	3,385.50	5,700.50	15,830.00
08-06-2013	150.00	281.00	280.50	281.00	842.50	6,744.00	3,741.50	5,520.00	16,005.50
09-06-2013	150.00	281.00	280.50	281.00	842.50	6,758.50	4,308.00	5,469.25	16,535.75
10-06-2013	150.00	281.00	280.50	281.00	842.50	6,744.00	2,995.50	5,594.00	15,333.50
11-06-2013	150.00	281.00	280.50	281.00	842.50	6,652.00	3,126.25	5,982.25	15,760.50
12-06-2013	150.00	281.00	280.50	281.00	842.50	6,383.00	3,291.50	5,488.50	15,163.00
13-06-2013	150.00	281.00	280.50	281.00	842.50	6,147.00	3,731.50	5,201.75	15,080.25
14-06-2013	150.00	281.00	280.50	281.00	842.50	5,418.00	4,178.50	5,266.75	14,863.25
15-06-2013	150.00	281.00	280.50	281.00	842.50	5,373.00	4,233.00	5,384.25	14,990.25
16-06-2013	150.00	281.00	280.50	281.00	842.50	5,448.00	5,145.50	5,866.50	16,460.00
17-06-2013	150.00	281.00	280.50	281.00	842.50	5,664.00	5,942.25	6,636.00	18,242.25
18-06-2013	150.00	281.00	280.50	281.00	842.50	5,237.00	5,455.50	6,451.25	17,143.75
19-06-2013	150.00	281.00	280.50	281.00	842.50	6,645.00	4,519.00	5,284.50	16,448.50
20-06-2013	150.00	281.00	280.50	281.00	842.50	6,744.00	2,170.00	5,080.00	13,994.00
21-06-2013	150.00	281.00	280.50	281.00	842.50	6,744.00	3,898.00	5,694.00	16,336.00
22-06-2013	150.00	281.00	280.50	281.00	842.50	6,744.00	4,219.25	6,078.50	17,041.75
23-06-2013	150.00	281.00	280.50	281.00	842.50	6,460.00	3,453.50	4,293.75	14,207.25
24-06-2013	150.00	-	-	-	-	-	-	-	-
25-06-2013	150.00	127.25	135.34	127.25	389.84	3,054.00	3,248.25	2,977.75	9,280.00
26-06-2013	150.00	265.00	267.58	265.00	797.58	6,360.00	5,578.75	4,423.00	16,361.75
27-06-2013	150.00	281.00	280.50	281.00	842.50	5,866.00	3,783.00	6,215.75	15,864.75
28-06-2013	150.00	281.00	280.50	281.00	842.50	5,956.50	4,934.75	5,806.25	16,697.50
29-06-2013	150.00	281.00	280.50	281.00	842.50	6,495.50	4,717.00	4,767.75	15,980.25
30-06-2013	150.00	281.00	280.50	281.00	842.50	5,040.00	4,679.50	5,514.25	15,233.75
		265.5	265.5	265.5		1,74,399.5	1,26,826.4	1,63,070.5	4,64,296.4
Availability %		94.65%	94.66%	94.67%					4,64,296.4

*Sayden Kumarji 10/5/18*  
Member Secretary

## EASTERN REGIONAL POWER COMMITTEE::KOLKATA

Station Name: **Maithon Power Limited**

Installed Capacity = 1050 MW

Auxiliary Consumption = 6.5%

## REGIONAL ENERGY ACCOUNTING FOR THE MONTH OF JULY-2013

Date	Untied Capacity	DC (In MW)				Agreed Schedules (MWh)			
	MW	TPDDL	DVC	WBSEDCL	Total	TPDDL	DVC	WBSEDCL	Total
01-07-2013	150.00	281.00	280.50	281.00	842.50	5,040.00	6,732.00	5,576.75	17,348.75
02-07-2013	150.00	281.00	280.50	281.00	842.50	5,554.75	6,732.00	5,923.50	18,210.25
03-07-2013	150.00	281.00	280.50	281.00	842.50	5,040.00	6,732.00	6,261.50	18,033.50
04-07-2013	150.00	281.00	280.50	281.00	842.50	5,040.00	6,268.50	6,744.00	18,052.50
05-07-2013	150.00	281.00	280.50	281.00	842.50	5,569.00	6,732.00	6,338.00	18,639.00
06-07-2013	150.00	196.03	195.78	196.03	587.84	3,852.75	3,667.50	4,704.75	12,225.00
07-07-2013	150.00	116.81	123.38	108.88	349.06	2,803.50	2,961.00	1,611.00	7,375.50
08-07-2013	150.00	127.00	127.00	127.00	381.00	3,048.00	2,406.50	2,780.00	8,234.50
09-07-2013	150.00	128.00	131.45	128.00	387.45	3,072.00	3,110.81	3,072.00	9,254.81
10-07-2013	150.00	128.00	128.00	128.00	384.00	3,072.00	1,107.50	3,072.00	7,251.50
11-07-2013	150.00	151.00	140.25	151.00	442.25	3,624.00	1,367.50	3,580.25	8,571.75
12-07-2013	150.00	151.00	151.00	151.00	453.00	3,624.00	1,264.00	3,318.50	8,206.50
13-07-2013	150.00	151.00	151.00	151.00	453.00	2,640.00	1,622.50	3,329.00	7,591.50
14-07-2013	150.00	151.00	140.25	140.25	431.50	2,680.00	1,988.50	2,823.00	7,491.50
15-07-2013	150.00	151.00	140.25	140.25	431.50	3,600.00	1,425.00	3,143.00	8,168.00
16-07-2013	150.00	151.00	140.25	140.25	431.50	3,624.00	1,048.00	3,309.31	7,981.31
17-07-2013	150.00	151.00	140.25	140.25	431.50	3,624.00	1,393.25	3,167.13	8,184.38
18-07-2013	150.00	151.00	140.25	140.25	431.50	3,624.00	1,353.25	3,216.94	8,194.19
19-07-2013	150.00	151.00	140.25	140.25	431.50	2,640.00	2,559.80	3,241.63	8,441.43
20-07-2013	150.00	151.00	140.25	140.25	431.50	2,640.00	2,407.63	3,174.69	8,222.31
21-07-2013	150.00	151.00	140.25	140.25	431.50	2,640.00	1,837.50	2,868.19	7,345.69
22-07-2013	150.00	151.00	140.25	140.25	431.50	2,640.00	1,826.50	3,175.00	7,641.50
23-07-2013	150.00	151.00	140.25	140.25	431.50	2,640.00	1,712.50	3,366.00	7,718.50
24-07-2013	150.00	151.00	140.25	140.25	431.50	2,906.50	2,051.13	3,262.06	8,219.69
25-07-2013	150.00	151.00	140.25	140.25	431.50	3,050.00	1,962.75	3,209.44	8,222.19
26-07-2013	150.00	151.00	140.25	140.25	431.50	2,640.00	2,216.81	2,749.69	7,606.50
27-07-2013	150.00	151.00	140.25	140.25	431.50	2,656.00	1,878.25	2,890.25	7,424.50
28-07-2013	150.00	151.00	140.25	140.25	431.50	2,788.00	2,091.50	2,803.81	7,683.31
29-07-2013	150.00	151.00	140.25	140.25	431.50	2,739.25	1,823.00	2,959.69	7,521.94
30-07-2013	150.00	151.00	140.25	140.25	431.50	2,876.00	1,715.75	2,837.31	7,429.06
31-07-2013	150.00	151.00	140.25	140.25	431.50	3,140.00	2,450.81	2,721.50	8,312.31
		<b>170.1</b>	<b>163.7</b>	<b>163.6</b>		<b>1,05,127.8</b>	<b>84,445.7</b>	<b>1,11,229.9</b>	<b>3,00,803.4</b>
Availability %		<b>60.63%</b>	<b>58.36%</b>	<b>58.31%</b>					3,00,803.4

*Jaydev Banerjee 10/5/18*  
Member Secretary



## EASTERN REGIONAL POWER COMMITTEE::KOLKATA

Station Name: **Maithon Power Limited**

Installed Capacity = 1050 MW

Auxiliary Consumption = 6.5%

## REGIONAL ENERGY ACCOUNTING FOR THE MONTH OF AUGUST-2013

Date	Untied Capacity	DC (In MW)				Agreed Schedules (MWh)			
	MW	TPDDL	DVC	WBSEDCL	Total	TPDDL	DVC	WBSEDCL	Total
01-08-2013	150.00	151.00	140.25	140.25	431.50	4,995.00	1,808.44	2,486.25	9,289.69
02-08-2013	150.00	151.00	140.25	140.25	431.50	5,280.00	2,140.25	2,274.56	9,694.81
03-08-2013	150.00	151.00	140.25	140.25	431.50	4,590.00	1,245.50	3,138.56	8,974.06
04-08-2013	150.00	151.00	140.25	140.25	431.50	4,245.00	1,428.50	2,854.69	8,528.19
05-08-2013	150.00	151.00	140.25	140.25	431.50	4,233.00	1,650.00	3,227.31	9,110.31
06-08-2013	150.00	151.00	140.25	140.25	431.50	4,280.00	1,514.50	2,716.94	8,511.44
07-08-2013	150.00	151.00	140.25	140.25	431.50	5,030.00	1,171.25	2,076.88	8,278.13
08-08-2013	150.00	151.00	140.25	140.25	431.50	4,616.00	2,505.94	2,679.13	9,801.06
09-08-2013	150.00	151.00	140.25	140.25	431.50	4,654.00	3,078.13	2,519.94	10,252.06
10-08-2013	150.00	151.00	140.25	140.25	431.50	3,659.00	2,044.13	2,783.25	8,486.38
11-08-2013	150.00	151.00	140.25	140.25	431.50	3,697.00	2,235.13	2,552.63	8,484.75
12-08-2013	150.00	151.00	140.25	140.25	431.50	4,659.00	2,098.75	3,056.19	9,813.94
13-08-2013	150.00	151.00	140.25	140.25	431.50	3,892.00	2,436.06	3,152.31	9,480.38
14-08-2013	150.00	151.00	140.25	140.25	431.50	3,435.00	2,016.25	3,056.75	8,508.00
15-08-2013	150.00	151.00	140.25	140.25	431.50	2,880.00	2,453.75	2,889.56	8,223.31
16-08-2013	150.00	151.00	140.25	140.25	431.50	3,473.00	2,205.88	3,085.00	8,763.88
17-08-2013	150.00	140.50	140.25	140.25	421.00	2,880.00	2,120.75	3,104.75	8,105.50
18-08-2013	150.00	140.50	140.25	140.25	421.00	2,880.00	2,560.25	2,928.63	8,368.88
19-08-2013	150.00	140.50	140.25	140.25	421.00	2,880.00	2,769.38	2,849.56	8,498.94
20-08-2013	150.00	140.50	140.25	140.25	421.00	2,712.00	2,534.50	2,900.06	8,146.56
21-08-2013	150.00	140.50	140.25	140.25	421.00	2,712.00	2,841.94	2,946.00	8,499.94
22-08-2013	150.00	140.50	140.25	143.58	424.33	2,712.00	2,820.56	3,446.00	8,978.56
23-08-2013	150.00	140.50	140.25	140.25	421.00	3,097.00	3,352.88	2,409.31	8,859.19
24-08-2013	150.00	140.50	140.25	140.25	421.00	2,712.00	2,617.69	3,112.13	8,441.81
25-08-2013	150.00	140.50	140.25	140.25	421.00	3,097.04	3,018.38	3,352.88	9,468.29
26-08-2013	150.00	140.50	140.25	140.25	421.00	3,042.00	2,563.88	3,298.63	8,904.50
27-08-2013	150.00	140.50	140.25	140.25	421.00	3,372.00	1,448.56	2,404.31	7,224.88
28-08-2013	150.00	140.50	140.25	140.25	421.00	2,712.00	2,347.75	2,614.69	7,674.44
29-08-2013	150.00	140.50	140.25	140.25	421.00	2,970.88	2,602.06	2,919.50	8,492.44
30-08-2013	150.00	140.50	140.25	140.25	421.00	2,712.00	2,841.88	3,051.63	8,605.50
31-08-2013	150.00	140.50	140.25	140.25	421.00	2,712.00	2,046.50	3,004.63	7,763.13
		145.9	140.3	140.4		1,10,820.9	70,519.4	88,892.6	2,70,232.9
Availability %		52.02%	50.00%	50.04%					2,70,232.9

*Sandeep Banerjee* 10/5/18

Member Secretary

## EASTERN REGIONAL POWER COMMITTEE::KOLKATA

Station Name: **Maithon Power Limited**

Installed Capacity = 1050 MW

Auxiliary Consumption = 6.5%

## REGIONAL ENERGY ACCOUNTING FOR THE MONTH OF SEPTEMBER-2013

Date	Untied Capacity	DC (In MW)				Agreed Schedules (MWh)			
	MW	TPDDL	DVC	WBSDECL	Total	TPDDL	DVC	WBSDECL	Total
01-09-2013	150.00	140.50	140.25	140.25	421.00	2,712.00	1,185.75	2,097.38	5,995.13
02-09-2013	150.00	140.50	140.25	140.25	421.00	2,987.00	1,126.25	1,960.63	6,073.88
03-09-2013	150.00	140.50	140.25	140.25	421.00	1,968.00	1,588.75	2,409.88	5,966.63
04-09-2013	150.00	140.50	140.25	140.25	421.00	2,396.25	1,451.75	2,496.06	6,344.06
05-09-2013	150.00	140.50	140.25	140.25	421.00	2,670.00	2,139.19	2,832.75	7,641.94
06-09-2013	150.00	140.50	140.25	140.25	421.00	3,021.00	1,491.75	2,955.75	7,468.50
07-09-2013	150.00	149.46	147.30	146.20	442.96	3,587.06	2,041.06	2,908.25	8,536.38
08-09-2013	150.00	244.08	242.38	242.38	728.83	4,200.00	3,569.50	5,817.00	13,586.50
09-09-2013	150.00	259.00	259.00	259.00	777.00	6,216.00	2,218.50	6,216.00	14,650.50
10-09-2013	150.00	281.00	280.50	281.00	842.50	6,744.00	2,230.50	6,744.00	15,718.50
11-09-2013	150.00	280.50	280.50	280.50	841.50	6,732.00	2,248.50	6,732.00	15,712.50
12-09-2013	150.00	280.50	280.50	280.50	841.50	6,732.00	2,253.75	6,732.00	15,717.75
13-09-2013	150.00	280.50	280.50	280.50	841.50	6,732.00	3,182.25	6,732.00	16,646.25
14-09-2013	150.00	280.50	280.50	280.50	841.50	6,732.00	555.88	6,732.00	14,019.88
15-09-2013	150.00	280.50	280.50	280.50	841.50	6,732.00	2,367.13	5,804.75	14,903.88
16-09-2013	150.00	280.50	280.50	280.50	841.50	6,732.00	3,536.25	6,412.50	16,680.75
17-09-2013	150.00	267.80	267.80	267.80	803.40	6,427.16	2,769.75	6,427.16	15,624.07
18-09-2013	150.00	280.50	280.50	280.50	841.50	6,732.00	2,093.50	6,732.00	15,557.50
19-09-2013	150.00	280.50	280.50	280.50	841.50	6,732.00	2,825.50	6,349.13	15,906.63
20-09-2013	150.00	280.50	280.50	280.50	841.50	6,732.00	3,493.63	6,732.00	16,957.63
21-09-2013	150.00	280.50	280.50	280.50	841.50	6,732.00	3,303.38	6,732.00	16,767.38
22-09-2013	150.00	280.50	280.50	280.50	841.50	6,732.00	1,791.75	5,622.38	14,146.13
23-09-2013	150.00	280.50	280.50	280.50	841.50	6,732.00	1,953.50	6,732.00	15,417.50
24-09-2013	150.00	280.50	280.50	280.50	841.50	6,732.00	4,257.63	6,732.00	17,721.63
25-09-2013	150.00	280.50	280.50	280.50	841.50	6,732.00	3,139.75	6,623.25	16,495.00
26-09-2013	150.00	280.50	280.50	280.50	841.50	6,732.00	4,315.50	5,440.50	16,488.00
27-09-2013	150.00	280.50	280.50	280.50	841.50	6,732.00	5,396.63	5,299.75	17,428.38
28-09-2013	150.00	280.50	280.50	280.50	841.50	6,732.00	3,944.88	4,887.88	15,564.75
29-09-2013	150.00	280.50	280.50	280.50	841.50	6,732.00	2,393.38	3,966.50	13,091.88
30-09-2013	150.00	280.50	280.50	280.50	841.50	6,732.00	3,538.38	4,367.88	14,638.25
		<b>245.8</b>	<b>245.6</b>	<b>245.6</b>		<b>1,70,836.5</b>	<b>78,403.9</b>	<b>1,58,227.3</b>	<b>4,07,467.7</b>
Availability %		<b>87.63%</b>	<b>87.56%</b>	<b>87.55%</b>					4,07,467.7



Member Secretary

## EASTERN REGIONAL POWER COMMITTEE::KOLKATA

Station Name: **Maithon Power Limited**

Installed Capacity = 1050 MW

Auxiliary Consumption = 6.5%

## REGIONAL ENERGY ACCOUNTING FOR THE MONTH OF OCTOBER-2013

Date	Untied Capacity	DC (In MW)				Agreed Schedules (MWh)			
	MW	TPDDL	DVC	WBSEDCL	Total	TPDDL	DVC	WBSEDCL	Total
01-10-2013	150.00	230.48	230.48	230.48	691.43	5,531.40	2,170.90	4,124.53	11,826.83
02-10-2013	150.00	280.50	280.50	280.50	841.50	6,732.00	2,684.50	5,011.63	14,428.13
03-10-2013	150.00	280.50	280.50	280.50	841.50	6,732.00	3,230.00	5,638.75	15,600.75
04-10-2013	150.00	280.50	280.50	280.50	841.50	6,732.00	3,789.00	5,832.75	16,353.75
05-10-2013	150.00	280.50	280.50	280.50	841.50	6,732.00	3,929.75	4,202.38	14,864.13
06-10-2013	150.00	280.50	280.50	280.50	841.50	6,732.00	2,866.00	4,572.50	14,170.50
07-10-2013	150.00	280.50	280.50	280.50	841.50	6,518.50	2,382.75	4,402.25	13,303.50
08-10-2013	150.00	280.50	280.50	280.50	841.50	6,732.00	1,956.00	4,455.63	13,143.63
09-10-2013	150.00	280.50	280.50	280.50	841.50	6,732.00	1,630.25	5,566.50	13,928.75
10-10-2013	150.00	280.50	280.50	280.50	841.50	6,732.00	2,181.00	4,578.25	13,491.25
11-10-2013	150.00	280.50	280.50	280.50	841.50	6,732.00	2,048.50	4,573.38	13,353.88
12-10-2013	150.00	280.50	280.50	280.50	841.50	6,732.00	2,482.50	4,540.38	13,754.88
13-10-2013	150.00	280.50	280.50	280.50	841.50	5,684.00	3,045.00	4,895.75	13,624.75
14-10-2013	150.00	280.50	280.50	280.50	841.50	4,800.00	4,185.75	5,230.63	14,216.38
15-10-2013	150.00	280.50	280.50	280.50	841.50	5,321.25	4,996.25	6,258.75	16,576.25
16-10-2013	150.00	280.50	280.50	280.50	841.50	4,680.00	4,630.50	5,003.50	14,314.00
17-10-2013	150.00	280.50	280.50	280.50	841.50	5,100.00	3,917.00	5,106.50	14,123.50
18-10-2013	150.00	280.50	280.50	280.50	841.50	4,900.00	4,225.25	6,078.13	15,203.38
19-10-2013	150.00	280.50	280.50	280.50	841.50	4,955.00	3,728.75	5,258.25	13,942.00
20-10-2013	150.00	280.50	280.50	280.50	841.50	4,680.00	3,543.75	5,289.63	13,513.38
21-10-2013	150.00	280.50	280.50	280.50	841.50	4,376.00	3,563.25	5,604.50	13,543.75
22-10-2013	150.00	280.50	280.50	280.50	841.50	4,376.00	3,409.75	5,411.88	13,197.63
23-10-2013	150.00	280.50	280.50	280.50	841.50	4,376.00	4,065.25	5,153.25	13,594.50
24-10-2013	150.00	280.50	280.50	280.50	841.50	4,855.00	2,515.75	4,826.50	12,197.25
25-10-2013	150.00	280.50	280.50	280.50	841.50	5,266.00	2,441.25	4,897.63	12,604.88
26-10-2013	150.00	280.50	280.50	280.50	841.50	4,584.00	3,261.25	5,341.00	13,186.25
27-10-2013	150.00	280.50	280.50	280.50	841.50	4,831.50	4,033.63	5,279.13	14,144.25
28-10-2013	150.00	255.20	255.20	258.95	769.35	4,559.10	4,114.81	4,032.59	12,706.50
29-10-2013	150.00	280.50	280.50	280.50	841.50	5,830.00	3,337.63	5,818.13	14,985.75
30-10-2013	150.00	280.50	280.50	280.50	841.50	6,095.63	4,013.50	6,008.25	16,117.38
31-10-2013	150.00	280.50	280.50	280.50	841.50	5,879.75	4,393.50	4,816.88	15,090.13
		<b>278.1</b>	<b>278.1</b>	<b>278.2</b>		<b>1,74,519.1</b>	<b>1,02,773.0</b>	<b>1,57,809.7</b>	<b>4,35,101.8</b>
Availability %		<b>99.13%</b>	<b>99.13%</b>	<b>99.18%</b>					4,35,101.8



Member Secretary

## EASTERN REGIONAL POWER COMMITTEE::KOLKATA

Station Name: **Maithon Power Limited**

Installed Capacity = 1050 MW

Auxiliary Consumption = 6.5%

## REGIONAL ENERGY ACCOUNTING FOR THE MONTH OF NOVEMBER-2013

Date	Untied Capacity	DC (In MW)				Agreed Schedules (MWh)			
	MW	TPDDL	DVC	WBSEDCL	Total	TPDDL	DVC	WBSEDCL	Total
01-11-2013	150.00	280.50	280.50	280.50	841.50	6,027.75	6,276.88	3,352.00	15,656.63
02-11-2013	150.00	280.50	280.50	280.50	841.50	6,283.88	5,888.88	6,340.38	18,513.13
03-11-2013	150.00	280.50	280.50	280.50	841.50	6,000.00	4,115.00	4,258.75	14,373.75
04-11-2013	150.00	280.50	280.50	280.50	841.50	4,440.00	5,474.75	4,802.75	14,717.50
05-11-2013	150.00	280.50	280.50	280.50	841.50	4,440.00	3,665.25	4,685.75	12,791.00
06-11-2013	150.00	280.50	280.50	280.50	841.50	4,440.00	5,151.38	4,742.38	14,333.75
07-11-2013	150.00	280.50	280.50	280.50	841.50	4,440.00	4,827.25	4,757.88	14,025.13
08-11-2013	150.00	280.50	280.50	280.50	841.50	4,577.50	4,301.75	4,790.50	13,669.75
09-11-2013	150.00	280.50	280.50	280.50	841.50	4,440.00	4,968.63	4,936.88	14,345.50
10-11-2013	150.00	280.50	280.50	280.50	841.50	4,440.00	4,258.75	4,823.38	13,522.13
11-11-2013	150.00	280.50	280.50	280.50	841.50	4,440.00	4,308.25	4,940.25	13,688.50
12-11-2013	150.00	280.50	280.50	280.50	841.50	5,441.50	3,589.88	4,765.50	13,796.88
13-11-2013	150.00	280.50	280.50	280.50	841.50	5,285.00	3,691.75	5,339.50	14,316.25
14-11-2013	150.00	248.76	250.53	246.98	746.27	4,733.00	5,409.50	5,311.88	15,454.38
15-11-2013	150.00	122.00	122.00	140.50	384.50	2,928.00	2,928.00	2,772.00	8,628.00
16-11-2013	150.00	113.79	111.04	140.69	365.52	2,731.00	2,175.50	3,235.00	8,141.50
17-11-2013	150.00	227.53	220.47	224.80	672.80	4,255.50	4,190.63	4,641.31	13,087.44
18-11-2013	150.00	280.50	280.50	280.50	841.50	4,590.00	3,828.00	5,431.63	13,849.63
19-11-2013	150.00	280.50	280.50	280.50	841.50	5,859.88	2,275.50	6,366.75	14,502.13
20-11-2013	150.00	280.50	280.50	280.50	841.50	5,657.50	2,527.25	6,014.63	14,199.38
21-11-2013	150.00	280.50	280.50	280.50	841.50	5,657.50	2,479.63	6,351.63	14,488.75
22-11-2013	150.00	280.50	280.50	280.50	841.50	5,852.88	3,747.63	6,103.75	15,704.25
23-11-2013	150.00	280.50	280.50	280.50	841.50	5,795.88	2,806.50	4,781.13	13,383.50
24-11-2013	150.00	280.50	280.50	280.50	841.50	5,681.88	2,809.25	4,714.13	13,205.25
25-11-2013	150.00	169.67	175.50	156.27	501.44	4,061.00	1,852.88	3,415.76	9,329.64
26-11-2013	150.00	152.50	155.10	156.09	463.69	3,499.75	2,415.38	3,451.88	9,367.00
27-11-2013	150.00	280.50	280.50	280.50	841.50	6,071.88	3,085.50	5,800.38	14,957.75
28-11-2013	150.00	280.50	280.50	280.50	841.50	6,071.88	2,912.75	6,168.13	15,152.75
29-11-2013	150.00	280.50	280.50	280.50	841.50	6,071.88	4,736.50	6,289.38	17,097.75
30-11-2013	150.00	280.50	280.50	280.50	841.50	6,175.50	4,267.88	6,179.38	16,622.75
		<b>258.9</b>	<b>258.9</b>	<b>259.9</b>		<b>1,50,390.5</b>	<b>1,14,966.6</b>	<b>1,49,564.6</b>	<b>4,14,921.7</b>
Availability %		<b>92.29%</b>	<b>92.30%</b>	<b>92.66%</b>					4,14,921.7

*Jaydev Ranjani 10/5/18*  
Member Secretary

## EASTERN REGIONAL POWER COMMITTEE::KOLKATA

Station Name: **Maithon Power Limited**

Installed Capacity = 1050 MW

Auxiliary Consumption = 6.5%

## REGIONAL ENERGY ACCOUNTING FOR THE MONTH OF DECEMBER-2013

	Untied Capacity	DC (In MW)				Agreed Schedules (MWh)			
Date	MW	TPDDL	DVC	WBSIEDCL	Total	TPDDL	DVC	WBSIEDCL	Total
01-12-2013	150.00	280.50	280.50	280.50	841.50	6,146.88	2,699.50	6,360.75	15,207.13
02-12-2013	150.00	280.50	280.50	280.50	841.50	5,895.88	4,648.50	6,647.25	17,191.63
03-12-2013	150.00	280.50	280.50	280.50	841.50	6,562.00	3,752.50	6,587.25	16,901.75
04-12-2013	150.00	280.50	280.50	280.50	841.50	6,732.00	6,732.00	6,732.00	20,196.00
05-12-2013	150.00	280.50	280.50	280.50	841.50	6,732.00	2,466.13	6,732.00	15,930.13
06-12-2013	150.00	280.50	280.50	280.50	841.50	6,507.25	6,683.63	6,732.00	19,922.88
07-12-2013	150.00	280.50	280.50	280.50	841.50	6,278.38	5,441.75	6,732.00	18,452.13
08-12-2013	150.00	280.50	280.50	280.50	841.50	6,505.25	6,310.25	6,605.38	19,420.88
09-12-2013	150.00	280.50	280.50	280.50	841.50	6,224.88	4,269.63	6,285.50	16,780.00
10-12-2013	150.00	280.50	280.50	280.50	841.50	6,732.00	4,059.00	6,587.25	17,378.25
11-12-2013	150.00	280.50	280.50	280.50	841.50	6,732.00	4,645.00	6,436.25	17,813.25
12-12-2013	150.00	280.50	280.50	280.50	841.50	6,732.00	4,832.13	6,492.88	18,057.00
13-12-2013	150.00	280.50	280.50	280.50	841.50	6,732.00	3,110.75	6,732.00	16,574.75
14-12-2013	150.00	280.50	280.50	280.50	841.50	6,732.00	4,083.50	6,511.75	17,327.25
15-12-2013	150.00	280.50	280.50	280.50	841.50	6,732.00	3,538.50	6,512.00	16,782.50
16-12-2013	150.00	228.51	225.34	226.93	680.78	4,822.25	4,741.38	5,484.25	15,047.88
17-12-2013	150.00	133.57	133.57	133.57	400.71	3,085.31	3,205.69	3,205.69	9,496.69
18-12-2013	150.00	165.10	167.16	163.74	496.00	3,819.79	2,426.77	3,802.56	10,049.12
19-12-2013	150.00	280.50	280.50	280.50	841.50	6,079.63	4,560.38	6,511.88	17,151.88
20-12-2013	150.00	254.04	264.83	252.24	771.11	5,674.45	6,356.01	6,096.95	18,127.40
21-12-2013	150.00	280.50	280.50	280.50	841.50	6,732.00	6,732.00	6,732.00	20,196.00
22-12-2013	150.00	280.50	280.50	280.50	841.50	5,458.25	6,596.38	6,732.00	18,786.63
23-12-2013	150.00	273.20	268.81	271.73	813.74	5,928.63	3,170.50	6,556.69	15,655.81
24-12-2013	150.00	127.17	127.17	127.17	381.52	3,052.13	3,052.13	3,052.13	9,156.38
25-12-2013	150.00	173.00	140.25	140.25	453.50	3,157.75	1,574.38	4,152.00	8,884.13
26-12-2013	150.00	173.99	173.99	173.99	521.96	3,882.54	3,565.91	4,175.66	11,624.11
27-12-2013	150.00	280.50	280.50	280.50	841.50	6,378.88	5,907.25	6,177.88	18,464.00
28-12-2013	150.00	246.84	246.84	246.84	740.52	5,318.88	5,924.13	5,416.25	16,659.25
29-12-2013	150.00	280.50	280.50	280.50	841.50	6,556.13	5,144.50	6,033.50	17,734.13
30-12-2013	150.00	280.50	280.50	280.50	841.50	6,316.63	2,844.25	6,033.50	15,194.38
31-12-2013	150.00	280.50	280.50	280.50	841.50	6,467.88	3,712.25	6,033.50	16,213.63
		<b>256.3</b>	<b>255.5</b>	<b>255.1</b>		<b>1,80,707.6</b>	<b>1,36,786.6</b>	<b>1,84,882.7</b>	<b>5,02,376.9</b>
<b>Availability %</b>		<b>91.39%</b>	<b>91.07%</b>	<b>90.94%</b>					5,02,376.9

*Joginder Kumarje 10/5/12*

Member Secretary

## EASTERN REGIONAL POWER COMMITTEE::KOLKATA

Station Name: **Maithon Power Limited**

Installed Capacity = 1050 MW

Auxiliary Consumption = 6.5%

## REGIONAL ENERGY ACCOUNTING FOR THE MONTH OF JANUARY-14

	Untied Capacity	DC (In MW)				Agreed Schedules (MWh)			
Date	MW	TPDDL	DVC	WBSEDCL	Total	TPDDL	DVC	WBSEDCL	Total
01-01-2014	150.00	280.50	280.50	280.50	841.50	6,732.00	2,385.13	6,573.88	15,691.00
02-01-2014	150.00	280.50	280.50	280.50	841.50	6,732.00	2,023.00	5,860.63	14,615.63
03-01-2014	150.00	280.50	280.50	280.50	841.50	6,732.00	2,190.50	6,138.00	15,060.50
04-01-2014	150.00	280.50	280.50	280.50	841.50	6,732.00	1,944.75	5,860.63	14,537.38
05-01-2014	150.00	280.50	280.50	280.50	841.50	6,489.00	2,136.00	4,707.88	13,332.88
06-01-2014	150.00	280.50	280.50	280.50	841.50	6,732.00	1,992.25	5,111.88	13,836.13
07-01-2014	150.00	280.50	280.50	280.50	841.50	6,732.00	2,834.25	5,598.13	15,164.38
08-01-2014	150.00	280.50	280.50	280.50	841.50	6,580.50	2,655.25	5,588.25	14,824.00
09-01-2014	150.00	139.28	140.60	139.28	419.17	3,342.83	519.50	3,342.83	7,205.15
10-01-2014	150.00	147.14	147.14	147.14	441.43	3,427.50	2,061.00	3,247.45	8,735.95
11-01-2014	150.00	280.50	280.50	280.50	841.50	6,732.00	2,625.75	5,786.63	15,144.38
12-01-2014	150.00	280.50	280.50	280.50	841.50	6,732.00	1,992.25	6,177.63	14,901.88
13-01-2014	150.00	280.50	280.50	280.50	841.50	6,732.00	2,670.25	6,217.25	15,619.50
14-01-2014	150.00	280.50	280.50	280.50	841.50	6,732.00	1,661.50	6,165.25	14,558.75
15-01-2014	150.00	280.50	280.50	280.50	841.50	6,732.00	1,943.50	5,860.63	14,536.13
16-01-2014	150.00	280.50	280.50	280.50	841.50	6,732.00	2,612.38	5,831.38	15,175.75
17-01-2014	150.00	280.50	280.50	280.50	841.50	6,614.38	1,434.00	6,019.13	14,067.50
18-01-2014	150.00	264.22	212.87	237.77	714.86	5,600.38	2,354.00	5,309.88	13,264.25
19-01-2014	150.00	280.50	280.50	280.50	841.50	5,812.50	3,270.25	6,200.13	15,282.88
20-01-2014	150.00	280.50	280.50	280.50	841.50	5,853.13	4,508.25	6,100.63	16,462.00
21-01-2014	150.00	280.50	280.50	280.50	841.50	6,027.63	5,454.63	6,333.38	17,815.63
22-01-2014	150.00	280.50	280.50	280.50	841.50	5,916.13	2,138.00	6,308.63	14,362.75
23-01-2014	150.00	259.90	259.90	259.90	779.69	5,370.00	2,310.75	6,003.36	13,684.11
24-01-2014	150.00	280.50	280.50	280.50	841.50	6,024.13	1,772.75	6,297.13	14,094.00
25-01-2014	150.00	280.50	280.50	280.50	841.50	6,025.38	1,912.25	6,297.13	14,234.75
26-01-2014	150.00	280.50	280.50	280.50	841.50	4,518.00	3,059.00	6,445.25	14,022.25
27-01-2014	150.00	280.50	280.50	280.50	841.50	5,994.00	1,367.50	6,447.75	13,809.25
28-01-2014	150.00	280.50	280.50	280.50	841.50	5,994.00	1,785.50	6,623.38	14,402.88
29-01-2014	150.00	280.50	280.50	280.50	841.50	6,001.38	2,206.50	6,623.38	14,831.25
30-01-2014	150.00	280.50	280.50	280.50	841.50	6,001.38	1,368.25	6,732.00	14,101.63
31-01-2014	150.00	280.50	280.50	280.50	841.50	6,101.88	2,671.75	6,478.38	15,252.00
		<b>270.5</b>	<b>268.8</b>	<b>269.6</b>		<b>1,88,478.1</b>	<b>71,860.6</b>	<b>1,82,287.8</b>	<b>4,42,626.5</b>
Availability %		<b>96.42%</b>	<b>95.84%</b>	<b>96.11%</b>					4,42,626.5

*Sayden Banerjee 10/5/18*

Member Secretary

## EASTERN REGIONAL POWER COMMITTEE::KOLKATA

Station Name: **Maithon Power Limited**

Installed Capacity = 1050 MW

Auxiliary Consumption = 6.5%

## REGIONAL ENERGY ACCOUNTING FOR THE MONTH OF FEBRUARY-14

Date	Untied Capacity	DC (In MW)				Agreed Schedules (MWh)			
	MW	TPDDL	DVC	WBSEDCL	Total	TPDDL	DVC	WBSEDCL	Total
01-02-2014	150.00	280.50	280.50	280.50	841.50	6,205.50	2,828.50	6,411.63	15,445.63
02-02-2014	150.00	280.50	280.50	280.50	841.50	6,205.50	4,382.75	5,667.88	16,256.13
03-02-2014	150.00	280.50	280.50	280.50	841.50	6,250.50	4,229.00	6,194.38	16,673.88
04-02-2014	150.00	280.50	280.50	280.50	841.50	6,357.50	3,712.50	6,622.50	16,692.50
05-02-2014	150.00	280.50	280.50	280.50	841.50	6,357.50	4,241.50	6,582.38	17,181.38
06-02-2014	150.00	280.50	280.50	280.50	841.50	6,197.00	3,683.75	6,608.63	16,489.38
07-02-2014	150.00	280.50	280.50	280.50	841.50	6,330.75	2,521.75	6,572.00	15,424.50
08-02-2014	150.00	280.50	280.50	280.50	841.50	6,304.00	2,578.25	6,732.00	15,614.25
09-02-2014	150.00	280.50	280.50	280.50	841.50	6,357.50	2,539.00	6,023.13	14,919.63
10-02-2014	150.00	200.00	140.25	140.25	480.50	4,800.00	2,070.50	3,359.69	10,230.19
11-02-2014	150.00	256.82	243.85	243.85	744.52	6,026.88	2,504.38	5,840.05	14,371.30
12-02-2014	150.00	280.50	280.50	280.50	841.50	6,357.50	3,518.25	6,541.75	16,417.50
13-02-2014	150.00	280.50	280.50	280.50	841.50	6,304.00	4,308.13	6,583.50	17,195.63
14-02-2014	150.00	280.50	280.50	280.50	841.50	6,304.00	2,190.00	6,324.75	14,818.75
15-02-2014	150.00	280.50	280.50	280.50	841.50	6,304.00	2,331.25	6,303.38	14,938.63
16-02-2014	150.00	280.50	280.50	280.50	841.50	6,136.63	4,365.63	4,960.63	15,462.88
17-02-2014	150.00	280.50	280.50	280.50	841.50	6,073.88	3,896.00	4,546.38	14,516.25
18-02-2014	150.00	280.50	280.50	280.50	841.50	6,304.00	3,660.25	5,336.63	15,300.88
19-02-2014	150.00	280.50	280.50	280.50	841.50	6,296.50	2,982.75	4,803.88	14,083.13
20-02-2014	150.00	270.66	270.66	270.89	812.20	6,174.75	5,311.50	6,501.38	17,987.63
21-02-2014	150.00	200.31	150.79	148.72	499.81	4,719.00	3,506.25	3,544.00	11,769.25
22-02-2014	150.00	200.00	140.25	142.85	483.10	4,384.00	1,754.69	3,415.88	9,554.56
23-02-2014	150.00	225.38	189.97	189.97	605.31	4,612.00	3,034.75	4,308.71	11,955.46
24-02-2014	150.00	280.50	280.50	280.50	841.50	5,980.75	2,987.00	5,254.50	14,222.25
25-02-2014	150.00	280.50	280.50	280.50	841.50	6,304.00	2,265.00	6,494.50	15,063.50
26-02-2014	150.00	280.50	280.50	280.50	841.50	6,090.00	2,403.25	6,681.50	15,174.75
27-02-2014	150.00	190.08	183.72	188.89	562.69	4,187.50	2,186.75	4,252.06	10,626.31
28-02-2014	150.00	205.00	140.25	140.25	485.50	4,920.00	1,231.25	2,140.06	8,291.31
		<b>262.8</b>	<b>252.5</b>	<b>252.7</b>		<b>1,64,845.1</b>	<b>87,224.6</b>	<b>1,54,607.7</b>	<b>4,06,677.4</b>
Availability %		<b>93.69%</b>	<b>90.01%</b>	<b>90.09%</b>					4,06,677.4

*Bangshu Ranjani 10/5/18*

Member Secretary

## EASTERN REGIONAL POWER COMMITTEE::KOLKATA

Station Name: **Maithon Power Limited**

Installed Capacity = 1050 MW

Auxiliary Consumption = 6.5%

## REGIONAL ENERGY ACCOUNTING FOR THE MONTH OF MARCH-2014

Date	Untied Capacity	DC (In MW)				Agreed Schedules (MWh)			
	MW	TPDDL	DVC	WBSEDCL	Total	TPDDL	DVC	WBSEDCL	Total
01-03-2014	150.00	94.50	117.42	123.77	335.69	2,268.00	1,928.00	1,985.31	6,181.31
02-03-2014	150.00	259.68	247.38	247.38	754.44	5,339.63	2,835.00	4,475.80	12,650.43
03-03-2014	150.00	280.50	280.50	280.50	841.50	5,057.13	3,707.75	5,183.13	13,948.00
04-03-2014	150.00	280.50	280.50	280.50	841.50	6,073.75	3,197.25	5,183.88	14,454.88
05-03-2014	150.00	280.50	280.50	280.50	841.50	5,692.50	4,208.00	4,831.13	14,731.63
06-03-2014	150.00	280.50	280.50	280.50	841.50	6,090.25	3,145.75	5,389.88	14,625.88
07-03-2014	150.00	280.50	280.50	280.50	841.50	6,125.13	2,227.75	5,955.38	14,308.25
08-03-2014	150.00	280.50	280.50	280.50	841.50	5,516.00	3,104.00	5,688.88	14,308.88
09-03-2014	150.00	280.50	280.50	280.50	841.50	5,410.50	3,055.75	6,358.00	14,824.25
10-03-2014	150.00	280.50	280.50	280.50	841.50	5,489.63	3,139.00	5,237.38	13,866.00
11-03-2014	150.00	280.50	280.50	280.50	841.50	5,992.13	3,077.00	4,822.75	13,891.88
12-03-2014	150.00	280.50	280.50	280.50	841.50	5,860.75	3,174.00	6,002.75	15,037.50
13-03-2014	150.00	280.50	280.50	280.50	841.50	5,860.25	1,455.25	6,707.25	14,022.75
14-03-2014	150.00	280.50	280.50	280.50	841.50	5,850.88	1,691.75	6,516.00	14,058.63
15-03-2014	150.00	280.50	280.50	280.50	841.50	5,703.00	2,575.00	6,428.50	14,706.50
16-03-2014	150.00	280.50	280.50	280.50	841.50	5,429.38	1,424.50	6,266.25	13,120.13
17-03-2014	150.00	186.15	184.55	187.48	558.18	4,094.19	2,953.94	4,061.69	11,109.81
18-03-2014	150.00	170.86	170.86	170.86	512.59	4,029.75	1,200.50	3,799.63	9,029.88
19-03-2014	150.00	237.99	240.91	240.91	719.82	5,200.94	1,539.25	5,781.94	12,522.13
20-03-2014	150.00	280.50	280.50	280.50	841.50	6,079.63	2,716.50	6,342.63	15,138.75
21-03-2014	150.00	280.50	280.50	280.50	841.50	6,313.88	4,417.13	6,732.00	17,463.00
22-03-2014	150.00	280.50	280.50	280.50	841.50	5,987.00	5,982.25	6,607.50	18,576.75
23-03-2014	150.00	280.50	280.50	280.50	841.50	5,986.63	3,793.38	5,014.50	14,794.50
24-03-2014	150.00	280.50	280.50	280.50	841.50	5,963.63	3,078.00	5,817.75	14,859.38
25-03-2014	150.00	280.50	280.50	280.50	841.50	5,982.63	2,749.38	5,415.38	14,147.38
26-03-2014	150.00	280.50	280.50	280.50	841.50	6,021.00	3,871.00	6,255.88	16,147.88
27-03-2014	150.00	280.50	280.50	280.50	841.50	6,438.25	5,218.38	6,732.00	18,388.63
28-03-2014	150.00	280.50	280.50	280.50	841.50	6,327.25	2,683.75	6,732.00	15,743.00
29-03-2014	150.00	280.50	280.50	280.50	841.50	6,019.00	2,384.75	6,691.50	15,095.25
30-03-2014	150.00	280.50	280.50	280.50	841.50	6,055.50	1,881.00	6,571.88	14,508.38
31-03-2014	150.00	280.50	280.50	280.50	841.50	6,131.13	3,192.50	6,732.00	16,055.63
		<b>265.9</b>	<b>266.3</b>	<b>266.6</b>		<b>1,74,389.3</b>	<b>91,607.4</b>	<b>1,76,320.5</b>	<b>4,42,317.2</b>
Availability %		<b>94.79%</b>	<b>94.92%</b>	<b>95.03%</b>					4,42,317.2

*Soumitra Ranjan* 10/5/18  
Member Secretary



## EASTERN REGIONAL POWER COMMITTEE::KOLKATA

Station Name: **Maithon Power Limited**

Installed Capacity = 1050 MW

Auxiliary Consumption = 5.75%

## REGIONAL ENERGY ACCOUNTING FOR THE MONTH OF APRIL-14

Date	Untied Capacity	DC (In MW)				Agreed Schedules (MWh)			
	MW	WBSEDCL	DVC	TPDDL	Total	WBSEDCL	DVC	TPDDL	Total
01-04-2014	150.00	280.50	280.50	280.50	841.50	6,732.00	4,439.75	6,576.25	17,748.00
02-04-2014	150.00	281.63	281.39	281.44	844.45	6,600.63	4,600.00	6,328.44	17,529.06
03-04-2014	150.00	282.75	282.75	282.75	848.25	6,572.56	4,363.50	6,199.25	17,135.31
04-04-2014	150.00	282.75	282.75	282.75	848.25	5,705.50	2,281.25	6,323.94	14,310.69
05-04-2014	150.00	282.75	282.75	282.75	848.25	5,951.38	2,352.25	6,356.00	14,659.63
06-04-2014	150.00	282.75	282.75	282.75	848.25	6,741.94	2,584.25	6,100.38	15,426.56
07-04-2014	150.00	282.75	282.75	282.75	848.25	6,761.13	4,824.06	6,541.88	18,127.06
08-04-2014	150.00	282.75	282.75	282.75	848.25	6,786.00	5,773.13	6,738.31	19,297.44
09-04-2014	150.00	282.75	282.75	282.75	848.25	6,160.94	5,805.50	6,786.00	18,752.44
10-04-2014	150.00	282.75	280.50	280.50	843.75	6,504.88	5,918.00	5,957.56	18,380.44
11-04-2014	150.00	280.50	280.50	280.50	841.50	4,317.25	6,337.50	6,676.00	17,330.75
12-04-2014	150.00	280.50	280.50	280.50	841.50	6,732.00	6,123.13	6,720.75	19,575.88
13-04-2014	150.00	280.50	280.50	280.50	841.50	6,732.00	3,777.38	6,732.00	17,241.38
14-04-2014	150.00	280.50	280.50	280.50	841.50	6,732.00	4,269.25	6,732.00	17,733.25
15-04-2014	150.00	280.50	280.50	280.50	841.50	6,732.00	6,302.00	6,732.00	19,766.00
16-04-2014	150.00	280.50	280.50	280.50	841.50	6,732.00	6,409.38	6,732.00	19,873.38
17-04-2014	150.00	280.50	280.50	280.50	841.50	6,523.88	3,334.00	6,649.00	16,506.88
18-04-2014	150.00	280.50	280.50	280.50	841.50	6,732.00	2,308.75	6,732.00	15,772.75
19-04-2014	150.00	280.50	280.50	280.50	841.50	6,732.00	3,288.00	6,732.00	16,752.00
20-04-2014	150.00	280.50	280.50	280.50	841.50	6,682.38	985.25	6,732.00	14,399.63
21-04-2014	150.00	280.50	280.50	280.50	841.50	6,732.00	710.25	6,732.00	14,174.25
22-04-2014	150.00	280.50	280.50	280.50	841.50	6,732.00	1,187.50	6,732.00	14,651.50
23-04-2014	150.00	280.50	280.50	280.50	841.50	6,732.00	1,467.25	6,732.00	14,931.25
24-04-2014	150.00	280.50	280.50	280.50	841.50	6,732.00	2,299.75	6,732.00	15,763.75
25-04-2014	150.00	280.50	280.50	280.50	841.50	6,732.00	1,777.00	6,732.00	15,241.00
26-04-2014	150.00	280.50	280.50	280.50	841.50	6,732.00	2,098.75	6,732.00	15,562.75
27-04-2014	150.00	280.50	280.50	280.50	841.50	6,680.75	607.50	6,732.00	14,020.25
28-04-2014	150.00	279.79	280.50	280.50	840.79	5,695.67	2,599.50	6,732.00	15,027.17
29-04-2014	150.00	124.00	124.00	124.00	372.00	2,976.00	366.00	2,976.00	6,318.00
30-04-2014	150.00	140.50	140.30	179.33	460.13	2,712.00	2,199.63	4,304.00	9,215.63
		<b>271.2</b>	<b>271.2</b>	<b>272.5</b>		<b>1,87,620.9</b>	<b>1,01,389.4</b>	<b>1,92,213.8</b>	<b>4,81,224.0</b>
Availability %		<b>95.93%</b>	<b>95.90%</b>	<b>96.36%</b>					4,81,224.0

*Jaydev Kumar* 10/5/18  
Member Secretary

## EASTERN REGIONAL POWER COMMITTEE::KOLKATA

Station Name: **Maithon Power Limited**

Installed Capacity = 1050 MW

Auxiliary Consumption = 5.75%

REGIONAL ENERGY ACCOUNTING FOR THE MONTH OF MAY-14

Date	Untied Capacity	DC (In MW)				Agreed Schedules (MWh)			
	MW	WBSEDCL	DVC	TPDDL	Total	WBSEDCL	DVC	TPDDL	Total
01-05-2014	150.00	235.82	227.27	237.02	700.11	5,003.25	2,242.25	5,688.50	12,934.00
02-05-2014	150.00	280.50	280.50	280.50	841.50	4,047.00	3,094.75	6,732.00	13,873.75
03-05-2014	150.00	280.50	280.50	280.50	841.50	3,185.50	3,887.88	6,680.50	13,753.88
04-05-2014	150.00	280.50	280.50	280.50	841.50	4,822.75	4,615.00	5,103.75	14,541.50
05-05-2014	150.00	280.50	280.50	280.50	841.50	4,816.25	5,556.50	5,955.75	16,328.50
06-05-2014	150.00	280.50	280.50	280.50	841.50	6,632.75	5,195.38	6,030.25	17,858.38
07-05-2014	150.00	280.50	280.50	280.50	841.50	5,948.25	3,821.75	5,714.25	15,484.25
08-05-2014	150.00	280.50	280.50	280.50	841.50	6,450.50	5,165.88	6,426.63	18,043.00
09-05-2014	150.00	280.50	280.50	280.50	841.50	6,732.00	3,921.88	6,405.00	17,058.88
10-05-2014	150.00	280.50	280.50	280.50	841.50	5,352.50	3,570.75	6,637.75	15,561.00
11-05-2014	150.00	280.50	280.50	280.50	841.50	4,800.75	3,890.50	6,168.63	14,859.88
12-05-2014	150.00	280.50	280.50	280.50	841.50	5,527.75	3,940.75	6,376.75	15,845.25
13-05-2014	150.00	280.50	280.50	280.50	841.50	6,587.13	5,837.25	6,149.25	18,573.63
14-05-2014	150.00	280.50	280.50	280.50	841.50	6,732.00	5,348.13	6,152.75	18,232.88
15-05-2014	150.00	280.50	280.50	280.50	841.50	6,732.00	3,464.13	6,455.00	16,651.13
16-05-2014	150.00	280.50	280.50	280.50	841.50	6,732.00	4,880.88	6,660.63	18,273.50
17-05-2014	150.00	280.50	280.50	280.50	841.50	6,732.00	2,861.75	6,526.38	16,120.13
18-05-2014	150.00	280.50	280.50	280.50	841.50	6,732.00	2,473.75	6,647.25	15,853.00
19-05-2014	150.00	157.84	152.66	155.08	465.59	3,788.22	3,356.51	3,707.10	10,851.83
20-05-2014	150.00	135.71	135.27	136.20	407.18	3,257.11	2,159.63	3,163.09	8,579.82
21-05-2014	150.00	238.58	238.48	238.58	715.63	5,725.81	5,385.05	5,714.04	16,824.89
22-05-2014	150.00	280.50	280.50	280.50	841.50	6,732.00	4,219.75	6,732.00	17,683.75
23-05-2014	150.00	145.63	145.63	157.54	448.79	3,495.00	2,884.88	3,781.06	10,160.94
24-05-2014	150.00	135.25	135.25	142.66	413.16	3,246.00	3,004.56	3,423.75	9,674.31
25-05-2014	150.00	240.76	240.76	252.29	733.81	5,030.38	3,059.50	6,055.00	14,144.88
26-05-2014	150.00	280.50	280.50	280.50	841.50	6,398.63	2,758.50	6,177.00	15,334.13
27-05-2014	150.00	280.50	280.50	280.50	841.50	4,883.50	3,720.00	6,732.00	15,335.50
28-05-2014	150.00	280.50	280.50	280.50	841.50	3,555.75	3,266.50	6,732.00	13,554.25
29-05-2014	150.00	280.50	280.50	280.50	841.50	5,191.00	3,045.50	6,732.00	14,968.50
30-05-2014	150.00	280.50	280.50	280.50	841.50	6,732.00	4,888.50	6,380.63	18,001.13
31-05-2014	150.00	280.50	280.50	280.50	841.50	5,583.50	3,016.50	6,177.13	14,777.13
		<b>258.8</b>	<b>258.3</b>	<b>259.7</b>		<b>1,67,185.3</b>	<b>1,18,534.5</b>	<b>1,84,017.8</b>	<b>4,69,737.5</b>
Availability %		<b>91.52%</b>	<b>91.35%</b>	<b>91.86%</b>					4,69,737.5



Member Secretary

## EASTERN REGIONAL POWER COMMITTEE::KOLKATA

Station Name: **Maithon Power Limited**

Installed Capacity = 1050 MW

Auxiliary Consumption = 5.75%

REGIONAL ENERGY ACCOUNTING FOR THE MONTH OF JUNE-14

Date	Untied Capacity MW	DC (In MW)				Agreed Schedules (MWh)			
		WBSEDCL	DVC	TPDDL	Total	WBSEDCL	DVC	TPDDL	Total
01-06-2014	150.00	280.50	280.50	280.50	841.50	6,429.13	3,702.75	6,217.25	16,349.13
02-06-2014	150.00	280.50	280.50	280.50	841.50	6,732.00	6,420.00	6,173.75	19,325.75
03-06-2014	150.00	280.50	280.50	280.50	841.50	6,732.00	6,732.00	6,570.00	20,034.00
04-06-2014	150.00	280.50	280.50	280.50	841.50	6,732.00	6,369.88	6,716.25	19,818.13
05-06-2014	150.00	280.50	280.50	280.50	841.50	6,732.00	5,833.63	6,341.00	18,906.63
06-06-2014	150.00	280.50	280.50	280.50	841.50	6,732.00	6,097.13	6,732.00	19,561.13
07-06-2014	150.00	280.50	280.50	280.50	841.50	6,322.50	5,717.88	6,732.00	18,772.38
08-06-2014	150.00	280.50	280.50	280.50	841.50	5,200.00	3,223.50	6,732.00	15,155.50
09-06-2014	150.00	280.50	280.50	280.50	841.50	6,732.00	4,639.13	6,732.00	18,103.13
10-06-2014	150.00	280.50	280.50	280.50	841.50	6,732.00	5,894.50	6,732.00	19,358.50
11-06-2014	150.00	203.67	203.99	205.30	612.95	4,850.75	4,845.25	4,927.17	14,623.17
12-06-2014	150.00	111.50	111.50	111.50	334.50	2,582.63	2,548.50	2,676.00	7,807.13
13-06-2014	150.00	127.00	127.00	127.00	381.00	2,765.50	2,786.50	2,501.75	8,053.75
14-06-2014	150.00	161.38	161.38	161.38	484.13	3,873.07	2,460.42	3,873.07	10,206.56
15-06-2014	150.00	280.50	280.50	280.50	841.50	6,207.00	1,833.75	6,697.00	14,737.75
16-06-2014	150.00	280.50	280.50	280.50	841.50	6,668.63	1,644.75	6,732.00	15,045.38
17-06-2014	150.00	280.50	280.50	280.50	841.50	6,545.38	1,229.00	6,732.00	14,506.38
18-06-2014	150.00	280.50	280.50	280.50	841.50	6,545.38	963.50	6,732.00	14,240.88
19-06-2014	150.00	280.50	280.50	280.50	841.50	5,941.00	2,205.25	6,732.00	14,878.25
20-06-2014	150.00	280.50	280.50	280.50	841.50	4,080.75	3,506.25	6,732.00	14,319.00
21-06-2014	150.00	280.50	280.50	280.50	841.50	3,120.00	3,120.00	6,732.00	12,972.00
22-06-2014	150.00	280.50	280.50	280.50	841.50	4,403.75	3,248.75	6,732.00	14,384.50
23-06-2014	150.00	280.50	280.50	280.50	841.50	6,432.00	3,912.50	6,732.00	17,076.50
24-06-2014	150.00	280.50	280.50	280.50	841.50	6,732.00	6,732.00	6,082.75	19,546.75
25-06-2014	150.00	280.50	280.50	280.50	841.50	6,732.00	5,789.13	6,062.75	18,583.88
26-06-2014	150.00	280.50	280.50	280.50	841.50	6,732.00	5,199.00	6,487.00	18,418.00
27-06-2014	150.00	280.50	280.50	280.50	841.50	6,732.00	6,658.88	6,504.38	19,895.25
28-06-2014	150.00	278.65	278.65	278.65	835.94	6,687.50	6,542.75	6,687.50	19,917.75
29-06-2014	150.00	280.50	280.50	280.50	841.50	4,885.88	4,758.38	6,388.63	16,032.88
30-06-2014	150.00	280.50	280.50	280.50	841.50	2,975.88	6,249.50	6,732.00	15,957.38
		<b>263.2</b>	<b>263.2</b>	<b>263.2</b>		<b>1,70,568.7</b>	<b>1,30,864.4</b>	<b>1,85,154.2</b>	<b>4,86,587.4</b>
Availability %		<b>93.07%</b>	<b>93.07%</b>	<b>93.09%</b>					



Member Secretary

## EASTERN REGIONAL POWER COMMITTEE::KOLKATA

Station Name: **Maithon Power Limited**

Installed Capacity = 1050 MW

Auxiliary Consumption = 5.75%

REGIONAL ENERGY ACCOUNTING FOR THE MONTH OF JULY-14

Date	Untied Capacity	DC (In MW)				Agreed Schedules (MWh)			
	MW	WBSEDCL	DVC	TPDDL	Total	WBSEDCL	DVC	TPDDL	Total
01-07-2014	150.00	280.50	280.50	280.50	841.50	4,438.63	3,059.00	6,732.00	14,229.63
02-07-2014	150.00	280.50	280.50	280.50	841.50	6,164.25	2,473.50	5,897.25	14,535.00
03-07-2014	150.00	280.50	280.50	280.50	841.50	6,578.50	1,858.75	5,737.75	14,175.00
04-07-2014	150.00	280.50	280.50	280.50	841.50	5,240.88	4,736.75	5,983.00	15,960.63
05-07-2014	150.00	280.50	280.50	280.50	841.50	5,436.75	5,183.63	6,529.13	17,149.50
06-07-2014	150.00	280.50	280.50	280.50	841.50	6,459.63	2,864.13	6,356.38	15,680.13
07-07-2014	150.00	280.50	280.50	280.50	841.50	6,625.75	6,164.75	6,574.00	19,364.50
08-07-2014	150.00	280.50	280.50	280.50	841.50	6,369.63	5,175.13	6,555.00	18,099.75
09-07-2014	150.00	280.50	280.50	280.50	841.50	6,185.00	4,345.00	6,732.00	17,262.00
10-07-2014	150.00	280.50	280.50	280.50	841.50	6,732.00	5,047.75	6,732.00	18,511.75
11-07-2014	150.00	280.50	280.50	280.50	841.50	6,732.00	6,707.25	6,732.00	20,171.25
12-07-2014	150.00	280.50	280.50	280.50	841.50	6,732.00	4,903.75	6,732.00	18,367.75
13-07-2014	150.00	273.65	274.38	274.63	822.65	6,542.13	5,096.25	6,591.00	18,229.38
14-07-2014	150.00	280.50	280.50	280.50	841.50	6,732.00	6,530.88	6,561.63	19,824.50
15-07-2014	150.00	280.50	280.50	280.50	841.50	6,732.00	4,389.38	6,455.50	17,576.88
16-07-2014	150.00	280.50	280.50	280.50	841.50	6,732.00	3,695.00	6,732.00	17,159.00
17-07-2014	150.00	280.50	280.50	280.50	841.50	6,732.00	5,990.13	6,603.38	19,325.50
18-07-2014	150.00	280.50	280.50	280.50	841.50	6,732.00	6,732.00	5,720.00	19,184.00
19-07-2014	150.00	280.50	280.50	280.50	841.50	6,732.00	6,732.00	5,992.75	19,456.75
20-07-2014	150.00	280.50	280.50	280.50	841.50	5,881.25	6,355.13	5,107.00	17,343.38
21-07-2014	150.00	280.50	280.50	280.50	841.50	5,416.50	5,009.88	6,602.13	17,028.50
22-07-2014	150.00	280.50	280.50	280.50	841.50	6,055.00	4,515.38	6,625.25	17,195.63
23-07-2014	150.00	280.50	280.50	280.50	841.50	6,732.00	6,435.38	6,040.25	19,207.63
24-07-2014	150.00	280.50	280.50	280.50	841.50	6,732.00	5,092.00	6,570.00	18,394.00
25-07-2014	150.00	280.50	280.50	280.50	841.50	6,732.00	3,494.88	6,558.00	16,784.88
26-07-2014	150.00	254.58	254.58	254.58	763.75	6,110.00	2,227.63	5,931.00	14,268.63
27-07-2014	150.00	271.94	271.94	271.94	815.81	6,526.50	2,160.25	6,279.38	14,966.13
28-07-2014	150.00	280.50	280.50	280.50	841.50	6,732.00	3,615.50	6,577.50	16,925.00
29-07-2014	150.00	280.50	280.50	280.50	841.50	6,732.00	631.75	6,534.88	13,898.63
30-07-2014	150.00	280.50	280.50	280.50	841.50	6,732.00	1,940.75	5,989.88	14,662.63
31-07-2014	150.00	280.50	280.50	280.50	841.50	6,732.00	2,591.00	6,019.13	15,342.13
		<b>279.2</b>	<b>279.2</b>	<b>279.2</b>		<b>1,97,742.4</b>	<b>1,35,754.5</b>	<b>1,96,783.1</b>	<b>5,30,280.0</b>
Availability %		<b>98.73%</b>	<b>98.74%</b>	<b>98.74%</b>					5,30,280.0



Member Secretary

## EASTERN REGIONAL POWER COMMITTEE::KOLKATA

Station Name: **Maithon Power Limited**

Installed Capacity = 1050 MW

Auxiliary Consumption = 5.75%

REGIONAL ENERGY ACCOUNTING FOR THE MONTH OF AUGUST-14

Date	Untied Capacity	DC (In MW)				Agreed Schedules (MWh)			
	MW	WBSEDCL	DVC	TPDDL	Total	WBSEDCL	DVC	TPDDL	Total
01-08-2014	150.00	280.50	280.50	280.50	841.50	6,732.00	2,631.00	6,306.00	15,669.00
02-08-2014	150.00	280.50	280.50	280.50	841.50	6,732.00	2,438.25	6,549.88	15,720.13
03-08-2014	150.00	280.50	280.50	280.50	841.50	6,732.00	4,085.00	5,795.75	16,612.75
04-08-2014	150.00	280.50	280.50	280.50	841.50	6,558.00	4,829.25	5,918.50	17,305.75
05-08-2014	150.00	280.50	280.50	280.50	841.50	6,501.13	4,015.13	5,949.50	16,465.75
06-08-2014	150.00	280.50	280.50	280.50	841.50	6,732.00	6,489.50	5,638.00	18,859.50
07-08-2014	150.00	280.50	280.50	280.50	841.50	6,732.00	6,732.00	6,696.50	20,160.50
08-08-2014	150.00	280.50	280.50	280.50	841.50	6,732.00	6,732.00	6,494.63	19,958.63
09-08-2014	150.00	280.50	280.50	280.50	841.50	6,732.00	6,732.00	6,321.38	19,785.38
10-08-2014	150.00	280.50	280.50	280.50	841.50	6,732.00	6,732.00	5,986.13	19,450.13
11-08-2014	150.00	280.50	280.50	280.50	841.50	6,732.00	6,732.00	5,905.13	19,369.13
12-08-2014	150.00	280.50	280.50	280.50	841.50	6,732.00	6,732.00	6,409.50	19,873.50
13-08-2014	150.00	280.50	280.50	280.50	841.50	6,732.00	6,732.00	6,732.00	20,196.00
14-08-2014	150.00	242.38	242.38	242.38	727.14	5,817.13	5,817.13	5,817.13	17,451.38
15-08-2014	150.00	274.81	274.99	274.99	824.79	6,595.50	6,599.75	5,767.25	18,962.50
16-08-2014	150.00	280.50	280.50	280.50	841.50	6,732.00	6,732.00	5,707.63	19,171.63
17-08-2014	150.00	280.50	280.50	280.50	841.50	5,929.63	6,732.00	5,528.25	18,189.88
18-08-2014	150.00	280.50	280.50	280.50	841.50	6,732.00	6,732.00	6,199.38	19,663.38
19-08-2014	150.00	262.00	262.00	262.00	786.00	6,288.00	6,288.00	6,043.00	18,619.00
20-08-2014	150.00	267.95	268.21	267.95	804.10	6,430.75	6,437.00	6,065.13	18,932.88
21-08-2014	150.00	140.25	140.25	140.25	420.75	3,366.00	3,366.00	3,366.00	10,098.00
22-08-2014	150.00	140.25	140.25	140.25	420.75	3,366.00	3,366.00	3,366.00	10,098.00
23-08-2014	150.00	140.25	140.25	140.25	420.75	3,366.00	3,366.00	3,366.00	10,098.00
24-08-2014	150.00	140.25	140.25	140.25	420.75	3,366.00	3,002.31	3,366.00	9,734.31
25-08-2014	150.00	155.83	124.67	140.25	420.75	3,739.88	1,467.63	3,366.00	8,573.50
26-08-2014	150.00	140.25	140.25	140.25	420.75	3,366.00	397.50	3,366.00	7,129.50
27-08-2014	150.00	140.25	140.25	140.25	420.75	3,366.00	1,643.44	3,366.00	8,375.44
28-08-2014	150.00	134.27	134.27	134.27	402.82	3,222.56	3,222.56	3,222.56	9,667.69
29-08-2014	150.00	140.25	140.25	140.25	420.75	3,366.00	3,366.00	3,366.00	10,098.00
30-08-2014	150.00	140.25	140.25	140.25	420.75	3,366.00	3,366.00	3,240.19	9,972.19
31-08-2014	150.00	140.25	140.25	140.25	420.75	2,419.00	3,226.44	3,366.00	9,011.44
		<b>228.6</b>	<b>227.6</b>	<b>228.1</b>		<b>1,67,945.6</b>	<b>1,46,739.9</b>	<b>1,58,587.4</b>	<b>4,73,272.8</b>
<b>Availability %</b>		<b>80.86%</b>	<b>80.51%</b>	<b>80.68%</b>					4,73,272.8

*Sanjeev Kumar* 10/5/18  
Member Secretary

## EASTERN REGIONAL POWER COMMITTEE::KOLKATA

Station Name: **Maithon Power Limited**

Installed Capacity = 1050 MW

Auxiliary Consumption = 5.75%

REGIONAL ENERGY ACCOUNTING FOR THE MONTH OF SEPTEMBER-14

Date	Untied Capacity	DC (In MW)				Agreed Schedules (MWh)			
	MW	WBSEDCL	DVC	TPDDL	Total	WBSEDCL	DVC	TPDDL	Total
01-09-2014	150.00	140.25	140.25	140.25	420.75	2,394.50	3,366.00	3,366.00	9,126.50
02-09-2014	150.00	4.50	-	-	4.50	107.92	-	-	107.92
03-09-2014	150.00	-	-	-	-	-	-	-	-
04-09-2014	150.00	47.25	47.25	47.25	141.75	1,134.00	1,134.00	1,134.00	3,402.00
05-09-2014	150.00	136.54	136.54	136.54	409.63	3,277.00	3,277.00	3,122.25	9,676.25
06-09-2014	150.00	140.25	140.25	140.25	420.75	3,366.00	3,366.00	2,737.00	9,469.00
07-09-2014	150.00	140.25	140.25	140.25	420.75	3,366.00	2,216.50	3,121.25	8,703.75
08-09-2014	150.00	140.25	140.25	140.25	420.75	3,366.00	1,953.69	3,121.25	8,440.94
09-09-2014	150.00	140.25	140.25	140.25	420.75	3,366.00	2,193.13	3,366.00	8,925.13
10-09-2014	150.00	140.25	140.25	140.25	420.75	3,366.00	1,501.13	3,366.00	8,233.13
11-09-2014	150.00	140.25	140.25	140.25	420.75	3,366.00	633.75	3,366.00	7,365.75
12-09-2014	150.00	140.25	140.25	140.25	420.75	3,366.00	678.75	3,366.00	7,410.75
13-09-2014	150.00	140.25	140.25	140.25	420.75	3,366.00	1,888.44	3,366.00	8,620.44
14-09-2014	150.00	140.25	140.25	140.25	420.75	3,366.00	3,366.00	3,101.56	9,833.56
15-09-2014	150.00	148.11	148.11	148.11	444.34	3,554.69	3,554.69	2,852.06	9,961.44
16-09-2014	150.00	274.63	274.63	274.63	823.89	6,591.13	6,591.13	6,591.13	19,773.38
17-09-2014	150.00	280.50	280.50	280.50	841.50	6,732.00	6,297.13	6,488.00	19,517.13
18-09-2014	150.00	280.50	280.50	280.50	841.50	6,732.00	6,616.25	6,488.00	19,836.25
19-09-2014	150.00	263.48	263.23	263.48	790.20	6,323.63	5,975.38	6,144.50	18,443.50
20-09-2014	150.00	130.55	120.33	130.55	381.44	3,133.25	3,133.25	3,087.50	9,354.00
21-09-2014	150.00	138.51	138.67	138.36	415.54	2,390.65	3,328.13	3,282.74	9,001.51
22-09-2014	150.00	73.88	73.88	73.88	221.63	1,773.00	1,773.00	1,773.00	5,319.00
23-09-2014	150.00	-	-	-	-	-	-	-	-
24-09-2014	150.00	-	-	-	-	-	-	-	-
25-09-2014	150.00	98.38	98.38	98.38	295.13	2,361.00	2,361.00	2,361.00	7,083.00
26-09-2014	150.00	140.25	140.25	140.25	420.75	3,366.00	3,366.00	3,366.00	10,098.00
27-09-2014	150.00	140.25	140.25	140.25	420.75	3,366.00	3,366.00	3,366.00	10,098.00
28-09-2014	150.00	140.25	140.25	140.25	420.75	3,366.00	3,366.00	3,366.00	10,098.00
29-09-2014	150.00	140.25	140.25	140.25	420.75	3,366.00	3,366.00	3,366.00	10,098.00
30-09-2014	150.00	140.25	140.25	140.25	420.75	3,366.00	3,366.00	3,366.00	10,098.00
		<b>132.7</b>	<b>132.2</b>	<b>132.5</b>		<b>93,628.8</b>	<b>82,034.3</b>	<b>92,431.2</b>	<b>2,68,094.3</b>
Availability %		<b>46.93%</b>	<b>46.75%</b>	<b>46.87%</b>					

2,68,094.3

*Sanjay Kumar* 10/5/18  
Member Secretary

## EASTERN REGIONAL POWER COMMITTEE::KOLKATA

Station Name: **Maithon Power Limited**

Installed Capacity = 1050 MW

Auxiliary Consumption = 5.75%

REGIONAL ENERGY ACCOUNTING FOR THE MONTH OF OCTOBER-14

Date	Untied Capacity	DC (In MW)				Agreed Schedules (MWh)			
	MW	WBSEDCL	DVC	TPDDL	Total	WBSEDCL	DVC	TPDDL	Total
01-10-2014	150.00	232.60	229.68	229.68	691.96	5,580.44	5,364.44	5,512.31	16,457.19
02-10-2014	150.00	254.80	280.50	254.59	789.90	6,115.25	4,586.25	6,110.25	16,811.75
03-10-2014	150.00	280.50	280.50	280.50	841.50	6,732.00	1,620.50	6,732.00	15,084.50
04-10-2014	150.00	280.50	280.50	280.50	841.50	6,732.00	1,771.50	6,732.00	15,235.50
05-10-2014	150.00	280.50	280.50	280.50	841.50	6,732.00	4,509.63	6,732.00	17,973.63
06-10-2014	150.00	280.50	280.50	280.50	841.50	6,732.00	5,517.88	6,732.00	18,981.88
07-10-2014	150.00	280.50	280.50	280.50	841.50	6,732.00	6,732.00	6,732.00	20,196.00
08-10-2014	150.00	280.50	280.50	280.50	841.50	6,732.00	3,270.00	6,732.00	16,734.00
09-10-2014	150.00	280.50	280.50	280.50	841.50	6,732.00	791.75	6,732.00	14,255.75
10-10-2014	150.00	280.50	280.50	280.50	841.50	6,732.00	5,156.50	6,732.00	18,620.50
11-10-2014	150.00	280.50	280.50	280.50	841.50	6,732.00	2,418.25	6,732.00	15,882.25
12-10-2014	150.00	280.50	280.50	280.50	841.50	6,720.50	6,346.13	6,732.00	19,798.63
13-10-2014	150.00	201.70	204.41	201.70	607.81	4,840.80	3,936.18	4,840.80	13,617.78
14-10-2014	150.00	279.71	279.71	279.71	839.13	6,713.00	6,713.00	6,713.00	20,139.00
15-10-2014	150.00	280.50	280.50	280.50	841.50	6,732.00	3,041.00	6,732.00	16,505.00
16-10-2014	150.00	280.50	280.50	280.50	841.50	6,732.00	2,972.63	6,588.50	16,293.13
17-10-2014	150.00	280.50	280.50	280.50	841.50	6,732.00	3,740.63	6,732.00	17,204.63
18-10-2014	150.00	280.50	280.50	280.50	841.50	6,732.00	4,310.00	6,732.00	17,774.00
19-10-2014	150.00	275.00	275.00	275.00	825.00	6,600.00	4,455.00	6,600.00	17,655.00
20-10-2014	150.00	280.50	280.50	280.50	841.50	6,732.00	3,408.00	6,732.00	16,872.00
21-10-2014	150.00	280.50	280.50	280.50	841.50	6,732.00	2,201.00	6,732.00	15,665.00
22-10-2014	150.00	122.32	118.86	122.32	363.50	2,935.68	1,332.50	2,935.68	7,203.87
23-10-2014	150.00	140.25	140.25	140.25	420.75	3,366.00	2,665.19	3,366.00	9,397.19
24-10-2014	150.00	271.41	271.41	271.41	814.24	6,513.90	3,940.17	5,152.42	15,606.49
25-10-2014	150.00	280.50	280.50	280.50	841.50	6,732.00	2,456.25	5,613.63	14,801.88
26-10-2014	150.00	280.50	280.50	280.50	841.50	6,732.00	3,707.25	5,455.00	15,894.25
27-10-2014	150.00	280.50	280.50	280.50	841.50	6,732.00	3,546.50	6,510.00	16,788.50
28-10-2014	150.00	280.50	280.50	280.50	841.50	6,732.00	4,003.00	6,391.63	17,126.63
29-10-2014	150.00	280.50	280.50	280.50	841.50	6,732.00	5,309.38	6,517.38	18,558.75
30-10-2014	150.00	280.50	280.50	280.50	841.50	6,732.00	5,981.25	6,282.50	18,995.75
31-10-2014	150.00	238.41	238.41	238.41	715.22	5,721.75	4,296.88	5,580.75	15,599.38
		<b>264.1</b>	<b>264.8</b>	<b>264.0</b>		<b>1,96,479.3</b>	<b>1,20,100.6</b>	<b>1,91,149.8</b>	<b>5,07,729.8</b>
<b>Availability %</b>		<b>93.41%</b>	<b>93.66%</b>	<b>93.37%</b>					

*Sayantan Ranjan* 10/5/18  
Member Secretary

## EASTERN REGIONAL POWER COMMITTEE::KOLKATA

Station Name: **Maithon Power Limited**

Installed Capacity = 1050 MW

Auxiliary Consumption = 5.75%

REGIONAL ENERGY ACCOUNTING FOR THE MONTH OF NOVEMBER-14

	Untied Capacity	DC (In MW)				Agreed Schedules (MWh)			
Date	MW	WBSEDCL	DVC	TPDDL	Total	WBSEDCL	DVC	TPDDL	Total
01-11-2014	150.00	262.35	262.35	262.35	787.06	6,296.50	2,665.00	5,982.00	14,943.50
02-11-2014	150.00	280.50	280.50	280.50	841.50	6,732.00	773.25	6,268.00	13,773.25
03-11-2014	150.00	275.66	275.66	275.66	826.98	6,615.88	2,149.07	6,133.75	14,898.69
04-11-2014	150.00	140.25	140.25	140.25	420.75	3,366.00	1,908.06	3,366.00	8,640.06
05-11-2014	150.00	140.25	140.25	140.25	420.75	3,366.00	1,866.44	3,366.00	8,598.44
06-11-2014	150.00	135.09	135.09	135.09	405.28	3,242.25	1,461.44	3,242.25	7,945.94
07-11-2014	150.00	171.40	170.93	170.93	513.27	4,113.63	3,460.56	4,102.38	11,676.56
08-11-2014	150.00	271.70	271.70	271.70	815.09	6,516.00	3,549.00	6,374.50	16,439.50
09-11-2014	150.00	246.27	242.76	245.74	734.77	5,910.57	1,706.25	5,447.32	13,064.14
10-11-2014	150.00	129.21	129.21	129.21	387.63	3,101.06	2,393.06	3,101.06	8,595.19
11-11-2014	150.00	140.25	140.25	140.25	420.75	3,366.00	2,007.56	3,366.00	8,739.56
12-11-2014	150.00	140.25	140.25	140.25	420.75	3,366.00	3,353.38	3,366.00	10,085.38
13-11-2014	150.00	140.25	140.25	140.25	420.75	3,366.00	3,172.25	3,366.00	9,904.25
14-11-2014	150.00	140.25	140.25	140.25	420.75	3,366.00	2,409.38	3,366.00	9,141.38
15-11-2014	150.00	140.25	140.25	140.25	420.75	3,366.00	2,166.75	3,366.00	8,898.75
16-11-2014	150.00	140.25	140.25	140.25	420.75	3,366.00	1,219.38	3,366.00	7,951.38
17-11-2014	150.00	140.25	140.25	140.25	420.75	3,366.00	1,323.19	3,366.00	8,055.19
18-11-2014	150.00	140.25	140.25	140.25	420.75	3,239.75	1,350.00	3,366.00	7,955.75
19-11-2014	150.00	140.25	140.25	140.25	420.75	3,252.38	2,230.06	3,315.63	8,798.06
20-11-2014	150.00	140.25	140.25	140.25	420.75	3,366.00	2,225.38	3,248.75	8,840.13
21-11-2014	150.00	140.25	140.25	140.25	420.75	3,366.00	2,161.13	3,366.00	8,893.13
22-11-2014	150.00	140.25	140.25	140.25	420.75	3,366.00	1,982.81	3,366.00	8,714.81
23-11-2014	150.00	140.25	140.25	140.25	420.75	3,232.88	1,413.13	3,366.00	8,012.00
24-11-2014	150.00	121.26	117.24	121.26	359.76	2,910.19	475.50	2,910.19	6,295.88
25-11-2014	150.00	-	-	-	-	-	-	-	-
26-11-2014	150.00	-	-	-	-	-	-	-	-
27-11-2014	150.00	16.21	16.21	16.21	48.63	389.00	389.00	389.00	1,167.00
28-11-2014	150.00	125.43	125.43	125.43	376.28	3,010.22	2,955.44	3,010.22	8,975.88
29-11-2014	150.00	140.25	140.25	140.25	420.75	3,366.00	3,366.00	3,366.00	10,098.00
30-11-2014	150.00	140.25	140.25	140.25	420.75	3,366.00	2,628.13	3,366.00	9,360.13
		<b>147.3</b>	<b>147.0</b>	<b>147.3</b>		<b>1,05,686.3</b>	<b>58,760.6</b>	<b>1,04,015.0</b>	<b>2,68,461.9</b>
Availability %		<b>52.10%</b>	<b>52.01%</b>	<b>52.09%</b>					

2,68,461.90

*Jaydev Banerjee 10/5/18*

Member Secretary



## EASTERN REGIONAL POWER COMMITTEE::KOLKATA

Station Name: **Maithon Power Limited**

Installed Capacity = 1050 MW

Auxiliary Consumption = 5.75%

REGIONAL ENERGY ACCOUNTING FOR THE MONTH OF DECEMBER-14

Date	Untied Capacity	DC (In MW)				Agreed Schedules (MWh)			
	MW	WBSEDCL	DVC	TPDDL	Total	WBSEDCL	DVC	TPDDL	Total
01-12-2014	150.00	140.25	140.25	140.25	420.75	3,366.00	2,368.81	3,366.00	9,100.81
02-12-2014	150.00	138.97	139.40	138.97	417.33	3,335.25	3,288.88	3,335.25	9,959.38
03-12-2014	150.00	247.45	247.45	247.45	742.36	5,938.88	5,506.88	5,923.88	17,369.63
04-12-2014	150.00	280.50	280.50	280.50	841.50	6,732.00	5,653.00	6,422.50	18,807.50
05-12-2014	150.00	280.50	280.50	280.50	841.50	6,732.00	3,729.38	6,504.75	16,966.13
06-12-2014	150.00	280.50	280.50	280.50	841.50	6,732.00	5,177.25	6,443.75	18,353.00
07-12-2014	150.00	280.50	280.50	280.50	841.50	6,732.00	5,110.25	6,360.25	18,202.50
08-12-2014	150.00	280.50	280.50	280.50	841.50	6,732.00	4,168.63	6,326.63	17,227.25
09-12-2014	150.00	280.50	280.50	280.50	841.50	6,732.00	5,587.50	6,378.00	18,697.50
10-12-2014	150.00	280.50	280.50	280.50	841.50	6,732.00	5,191.25	6,433.50	18,356.75
11-12-2014	150.00	280.50	280.50	280.50	841.50	6,732.00	5,040.13	6,420.63	18,192.75
12-12-2014	150.00	280.50	280.50	280.50	841.50	6,732.00	4,151.00	6,405.38	17,288.38
13-12-2014	150.00	280.50	280.50	280.50	841.50	6,732.00	4,180.38	6,353.63	17,266.00
14-12-2014	150.00	280.50	280.50	280.50	841.50	6,693.38	3,148.50	6,333.38	16,175.25
15-12-2014	150.00	280.50	280.50	280.50	841.50	6,575.25	2,319.50	6,420.63	15,315.38
16-12-2014	150.00	280.50	280.50	280.50	841.50	6,648.13	1,053.50	6,387.25	14,088.88
17-12-2014	150.00	280.50	280.50	280.50	841.50	6,732.00	5,094.01	6,277.25	18,103.26
18-12-2014	150.00	280.50	280.50	280.50	841.50	6,558.38	6,105.13	6,270.88	18,934.38
19-12-2014	150.00	280.50	280.50	280.50	841.50	6,526.63	3,718.25	6,278.38	16,523.25
20-12-2014	150.00	280.50	280.50	280.50	841.50	6,523.63	2,630.75	6,189.00	15,343.38
21-12-2014	150.00	280.50	280.50	280.50	841.50	6,732.00	1,956.75	6,308.75	14,997.50
22-12-2014	150.00	280.50	280.50	280.50	841.50	6,612.25	2,686.50	6,308.75	15,607.50
23-12-2014	150.00	280.50	280.50	280.50	841.50	6,732.00	2,830.00	6,326.13	15,888.13
24-12-2014	150.00	280.50	280.50	280.50	841.50	6,732.00	2,142.75	6,308.75	15,183.50
25-12-2014	150.00	279.05	280.50	279.05	838.59	6,697.13	3,087.38	6,239.13	16,023.63
26-12-2014	150.00	278.56	278.56	278.56	835.69	6,685.50	5,281.00	6,303.38	18,269.88
27-12-2014	150.00	280.50	280.50	280.50	841.50	6,732.00	4,528.13	6,217.88	17,478.00
28-12-2014	150.00	280.50	280.50	280.50	841.50	6,732.00	4,817.88	6,262.50	17,812.38
29-12-2014	150.00	280.50	280.50	280.50	841.50	6,732.00	5,284.00	6,262.50	18,278.50
30-12-2014	150.00	280.50	280.50	280.50	841.50	6,732.00	4,519.13	6,278.00	17,529.13
31-12-2014	150.00	280.50	280.50	280.50	841.50	6,732.00	3,645.38	6,274.00	16,651.38
		<b>270.2</b>	<b>270.3</b>	<b>270.2</b>		<b>2,00,068.4</b>	<b>1,24,001.8</b>	<b>1,89,920.6</b>	<b>5,13,990.8</b>
Availability %		95.57%	95.60%	95.57%					5,13,990.8

*Sandeep Banerjee 10/5/18*

Member Secretary

## EASTERN REGIONAL POWER COMMITTEE::KOLKATA

Station Name: **Maithon Power Limited**

Installed Capacity = 1050 MW

Auxiliary Consumption = 5.75%

REGIONAL ENERGY ACCOUNTING FOR THE MONTH OF JANUARY-15

Date	Untied Capacity	DC (In MW)				Agreed Schedules (MWh)			
	MW	WBSEDCL	DVC	TPDDL	Total	WBSEDCL	DVC	TPDDL	Total
01-01-2015	150.00	280.50	280.50	280.50	841.50	6,630.00	2,323.00	6,274.00	15,227.00
02-01-2015	150.00	280.50	280.50	280.50	841.50	6,466.88	3,005.50	6,254.13	15,726.50
03-01-2015	150.00	280.50	280.50	280.50	841.50	6,556.00	2,177.00	6,410.38	15,143.38
04-01-2015	150.00	280.50	280.50	280.50	841.50	6,398.88	3,884.88	6,330.50	16,614.25
05-01-2015	150.00	280.50	280.50	280.50	841.50	6,476.25	5,131.13	6,407.75	18,015.13
06-01-2015	150.00	280.50	280.50	280.50	841.50	6,607.50	4,646.75	6,407.75	17,662.00
07-01-2015	150.00	257.63	257.63	257.63	772.88	6,183.00	4,395.00	5,858.75	16,436.75
08-01-2015	150.00	83.76	105.78	84.77	274.31	2,010.25	2,344.75	2,034.38	6,389.38
09-01-2015	150.00	140.25	140.25	140.25	420.75	3,366.00	2,973.56	3,161.63	9,501.19
10-01-2015	150.00	224.83	224.83	224.83	674.48	5,395.88	4,064.50	5,218.75	14,679.13
11-01-2015	150.00	280.50	280.50	280.50	841.50	6,732.00	2,402.50	6,418.00	15,552.50
12-01-2015	150.00	280.50	280.50	280.50	841.50	6,495.75	3,931.38	6,418.00	16,845.13
13-01-2015	150.00	280.50	280.50	280.50	841.50	6,732.00	5,232.50	6,428.25	18,392.75
14-01-2015	150.00	280.50	280.50	280.50	841.50	6,633.75	4,366.88	6,405.13	17,405.75
15-01-2015	150.00	280.50	280.50	280.50	841.50	6,732.00	3,126.00	6,451.50	16,309.50
16-01-2015	150.00	280.50	280.50	280.50	841.50	6,732.00	4,574.13	6,451.50	17,757.63
17-01-2015	150.00	280.50	280.50	280.50	841.50	6,732.00	5,279.88	6,444.00	18,455.88
18-01-2015	150.00	280.50	280.50	280.50	841.50	6,732.00	2,792.00	6,356.25	15,880.25
19-01-2015	150.00	280.50	280.50	280.50	841.50	6,732.00	4,256.63	6,433.50	17,422.13
20-01-2015	150.00	280.50	280.50	280.50	841.50	6,732.00	3,224.50	6,459.75	16,416.25
21-01-2015	150.00	280.50	280.50	280.50	841.50	6,732.00	3,074.00	6,467.38	16,273.38
22-01-2015	150.00	280.50	280.50	280.50	841.50	6,732.00	3,448.75	6,482.63	16,663.38
23-01-2015	150.00	280.50	280.50	280.50	841.50	6,732.00	5,098.25	6,433.50	18,263.75
24-01-2015	150.00	280.50	280.50	280.50	841.50	6,732.00	3,586.00	6,474.63	16,792.63
25-01-2015	150.00	280.50	280.50	280.50	841.50	6,732.00	2,225.50	6,366.50	15,324.00
26-01-2015	150.00	196.72	196.72	196.72	590.16	4,721.30	3,092.56	4,300.68	12,114.54
27-01-2015	150.00	140.25	140.25	140.25	420.75	3,366.00	3,094.44	3,366.00	9,826.44
28-01-2015	150.00	140.25	140.25	140.25	420.75	3,366.00	3,366.00	3,366.00	10,098.00
29-01-2015	150.00	231.73	231.73	231.73	695.19	5,561.50	5,557.31	5,392.38	16,511.19
30-01-2015	150.00	280.50	280.50	280.50	841.50	6,732.00	1,507.00	6,541.75	14,780.75
31-01-2015	150.00	280.50	280.50	280.50	841.50	6,732.00	4,730.63	6,420.63	17,883.25
		<b>253.8</b>	<b>254.5</b>	<b>253.8</b>		<b>1,87,214.9</b>	<b>1,12,912.9</b>	<b>1,80,235.9</b>	<b>4,80,363.7</b>
Availability %		89.75%	90.00%	89.76%					4,80,363.73

*Bangden Banerjee* 10/5/18  
Member Secretary

## EASTERN REGIONAL POWER COMMITTEE::KOLKATA

Station Name: **Maithon Power Limited**

Installed Capacity = 1050 MW

Auxiliary Consumption = 5.75%

REGIONAL ENERGY ACCOUNTING FOR THE MONTH OF FEBRUARY-15

Date	Untied Capacity MW	DC (In MW)				Agreed Schedules (MWh)			
		WBSEDCL	DVC	TPDDL	Total	WBSEDCL	DVC	TPDDL	Total
01-02-2015	150.00	280.50	280.50	280.50	841.50	6,732.00	4,511.00	6,258.50	17,501.50
02-02-2015	150.00	280.50	280.50	280.50	841.50	6,732.00	5,465.25	6,356.25	18,553.50
03-02-2015	150.00	280.50	280.50	280.50	841.50	6,732.00	5,060.25	6,387.25	18,179.50
04-02-2015	150.00	280.50	280.50	280.50	841.50	6,732.00	3,021.75	6,358.88	16,112.63
05-02-2015	150.00	280.50	280.50	280.50	841.50	6,732.00	6,096.13	6,288.25	19,116.38
06-02-2015	150.00	280.50	280.50	280.50	841.50	6,732.00	4,201.50	6,359.00	17,292.50
07-02-2015	150.00	224.93	217.82	224.93	667.68	5,398.25	2,805.75	5,066.13	13,270.13
08-02-2015	150.00	119.81	119.81	119.81	359.43	2,875.44	1,717.50	2,875.44	7,468.38
09-02-2015	150.00	222.76	222.94	222.18	667.88	5,346.24	4,400.11	5,332.37	15,078.71
10-02-2015	150.00	280.50	280.50	280.50	841.50	6,732.00	2,941.50	6,217.38	15,890.88
11-02-2015	150.00	280.50	280.50	280.50	841.50	6,732.00	2,426.00	6,371.63	15,529.63
12-02-2015	150.00	280.50	280.50	280.50	841.50	6,732.00	2,451.00	6,376.75	15,559.75
13-02-2015	150.00	280.50	280.50	280.50	841.50	6,732.00	1,995.00	6,318.25	15,045.25
14-02-2015	150.00	280.50	280.50	280.50	841.50	6,732.00	1,622.50	6,291.75	14,646.25
15-02-2015	150.00	280.50	280.50	280.50	841.50	6,732.00	2,575.50	6,248.25	15,555.75
16-02-2015	150.00	280.50	280.50	280.50	841.50	6,528.75	3,054.25	6,297.13	15,880.13
17-02-2015	150.00	280.50	280.50	280.50	841.50	6,732.00	555.00	6,188.88	13,475.88
18-02-2015	150.00	280.50	280.50	280.50	841.50	6,730.25	1,899.00	6,212.25	14,841.50
19-02-2015	150.00	280.50	280.50	280.50	841.50	6,642.25	1,512.75	6,271.38	14,426.38
20-02-2015	150.00	280.50	280.50	280.50	841.50	6,732.00	1,801.75	6,249.63	14,783.38
21-02-2015	150.00	280.50	280.50	280.50	841.50	6,732.00	2,277.25	6,145.88	15,155.13
22-02-2015	150.00	280.50	280.50	280.50	841.50	6,732.00	2,974.50	6,250.63	15,957.13
23-02-2015	150.00	280.50	280.50	280.50	841.50	6,732.00	2,276.13	6,230.13	15,238.25
24-02-2015	150.00	280.50	280.50	280.50	841.50	6,732.00	2,182.25	6,185.50	15,099.75
25-02-2015	150.00	280.50	280.50	280.50	841.50	6,732.00	1,177.75	6,213.13	14,122.88
26-02-2015	150.00	280.50	280.50	280.50	841.50	6,732.00	1,181.75	6,423.00	14,336.75
27-02-2015	150.00	280.50	280.50	280.50	841.50	6,732.00	1,684.00	6,201.75	14,617.75
28-02-2015	150.00	280.50	280.50	280.50	841.50	6,732.00	2,343.50	5,806.00	14,881.50
		<b>270.7</b>	<b>270.5</b>	<b>270.7</b>		<b>1,81,625.2</b>	<b>76,210.6</b>	<b>1,69,781.3</b>	<b>4,27,617.1</b>
Availability %		<b>95.74%</b>	<b>95.66%</b>	<b>95.74%</b>					

4,27,617.1

*Jaydev Ranjani 10/5/18*  
Member Secretary

## EASTERN REGIONAL POWER COMMITTEE::KOLKATA

Station Name: **Maithon Power Limited**

Installed Capacity = 1050 MW

Auxiliary Consumption = 5.75%

REGIONAL ENERGY ACCOUNTING FOR THE MONTH OF MARCH-15

Date	Untied Capacity	DC (In MW)				Agreed Schedules (MWh)			
	MW	WBSEDCL	DVC	TPDDL	Total	WBSEDCL	DVC	TPDDL	Total
01-03-2015	150.00	280.50	280.50	280.50	841.50	6,732.00	1,395.25	6,020.00	14,147.25
02-03-2015	150.00	280.50	280.50	280.50	841.50	6,732.00	2,715.75	6,629.25	16,077.00
03-03-2015	150.00	280.50	280.50	280.50	841.50	6,732.00	4,486.25	6,338.38	17,556.63
04-03-2015	150.00	280.50	280.50	280.50	841.50	6,661.00	3,120.25	6,281.38	16,062.63
05-03-2015	150.00	280.50	280.50	280.50	841.50	6,631.25	2,914.25	6,140.75	15,686.25
06-03-2015	150.00	280.50	280.50	280.50	841.50	6,609.38	4,790.00	5,369.25	16,768.63
07-03-2015	150.00	280.50	280.50	280.50	841.50	6,732.00	2,686.25	6,201.75	15,620.00
08-03-2015	150.00	280.50	280.50	280.50	841.50	6,732.00	2,018.50	5,851.25	14,601.75
09-03-2015	150.00	280.50	280.50	280.50	841.50	6,732.00	2,018.50	6,268.63	15,019.13
10-03-2015	150.00	280.50	280.50	280.50	841.50	6,732.00	1,656.75	6,312.50	14,701.25
11-03-2015	150.00	280.50	280.50	280.50	841.50	6,732.00	2,713.00	6,352.50	15,797.50
12-03-2015	150.00	280.50	280.50	280.50	841.50	6,732.00	4,154.25	6,378.00	17,264.25
13-03-2015	150.00	280.50	280.50	280.50	841.50	6,732.00	3,907.88	6,370.25	17,010.13
14-03-2015	150.00	280.50	280.50	280.50	841.50	6,732.00	4,847.38	6,304.75	17,884.13
15-03-2015	150.00	280.50	280.50	280.50	841.50	6,732.00	2,192.88	6,271.38	15,196.25
16-03-2015	150.00	280.50	280.50	280.50	841.50	6,732.00	2,780.00	6,374.13	15,886.13
17-03-2015	150.00	280.50	280.50	280.50	841.50	6,732.00	1,936.50	6,403.75	15,072.25
18-03-2015	150.00	280.50	280.50	280.50	841.50	6,732.00	2,112.88	6,569.00	15,413.88
19-03-2015	150.00	280.50	280.50	280.50	841.50	6,732.00	3,590.13	6,438.75	16,760.88
20-03-2015	150.00	280.50	280.50	280.50	841.50	6,732.00	3,669.63	6,438.75	16,840.38
21-03-2015	150.00	280.50	280.50	280.50	841.50	6,732.00	4,565.38	6,542.13	17,839.50
22-03-2015	150.00	280.50	280.50	280.50	841.50	6,732.00	3,460.75	6,404.00	16,596.75
23-03-2015	150.00	280.50	280.50	280.50	841.50	6,732.00	5,003.50	6,513.38	18,248.88
24-03-2015	150.00	280.50	280.50	280.50	841.50	6,732.00	1,426.50	6,594.75	14,753.25
25-03-2015	150.00	280.50	280.50	280.50	841.50	6,732.00	3,350.00	6,732.00	16,814.00
26-03-2015	150.00	280.50	280.50	280.50	841.50	6,732.00	4,468.75	6,732.00	17,932.75
27-03-2015	150.00	280.50	280.50	280.50	841.50	6,732.00	3,388.75	6,429.00	16,549.75
28-03-2015	150.00	280.50	280.50	280.50	841.50	6,732.00	1,442.50	6,688.38	14,862.88
29-03-2015	150.00	280.50	280.50	280.50	841.50	6,732.00	3,380.25	6,732.00	16,844.25
30-03-2015	150.00	280.50	280.50	280.50	841.50	6,208.50	3,270.50	6,732.00	16,211.00
31-03-2015	150.00	280.50	280.50	280.50	841.50	5,211.50	4,463.25	6,732.00	16,406.75
		<b>280.5</b>	<b>280.5</b>	<b>280.5</b>		<b>2,06,353.6</b>	<b>97,926.4</b>	<b>1,98,146.0</b>	<b>5,02,426.0</b>
<b>Availability %</b>		<b>99.20%</b>	<b>99.20%</b>	<b>99.20%</b>					5,02,426.0

*Sandeep Kumar* 10/5/18  
Member Secretary

## EASTERN REGIONAL POWER COMMITTEE::KOLKATA

Station Name: **Maithon Power Limited**

Installed Capacity = 1050 MW

Auxiliary Consumption = 5.75%

REGIONAL ENERGY ACCOUNTING FOR THE MONTH OF APRIL -15

Date	Untied Capacity	DC (In MW)				Agreed Schedules (MWh)			
	MW	WBSEDCL	DVC	TPDDL	Total	WBSEDCL	DVC	TPDDL	Total
01-04-2015	150.00	280.50	280.50	280.50	841.50	6,637.25	3,802.38	6,379.38	16,819.00
02-04-2015	150.00	280.50	280.50	280.50	841.50	6,732.00	3,442.50	6,261.75	16,436.25
03-04-2015	150.00	280.50	280.50	280.50	841.50	6,732.00	3,683.00	6,256.00	16,671.00
04-04-2015	150.00	280.50	280.50	280.50	841.50	5,828.13	3,983.50	6,014.75	15,826.38
05-04-2015	150.00	280.50	280.50	280.50	841.50	3,906.75	4,336.13	6,029.13	14,272.00
06-04-2015	150.00	280.50	280.50	280.50	841.50	6,044.50	4,253.88	6,663.25	16,961.63
07-04-2015	150.00	280.50	280.50	280.50	841.50	5,996.75	2,449.75	6,732.00	15,178.50
08-04-2015	150.00	280.50	280.50	280.50	841.50	5,190.25	3,165.25	6,701.00	15,056.50
09-04-2015	150.00	280.50	280.50	280.50	841.50	6,732.00	4,142.00	6,732.00	17,606.00
10-04-2015	150.00	275.62	275.62	275.62	826.85	6,614.79	4,132.16	6,614.79	17,361.73
11-04-2015	150.00	141.18	141.18	141.18	423.54	3,388.35	3,388.35	3,388.35	10,165.04
12-04-2015	150.00	140.33	140.25	140.25	420.83	2,944.81	2,513.06	3,366.00	8,823.88
13-04-2015	150.00	219.36	218.83	219.38	657.57	4,604.00	3,520.00	5,158.57	13,282.57
14-04-2015	150.00	280.50	280.50	280.50	841.50	6,418.75	4,084.75	6,286.75	16,790.25
15-04-2015	150.00	280.50	280.50	280.50	841.50	6,179.88	3,598.00	6,288.13	16,066.00
16-04-2015	150.00	280.50	280.50	280.50	841.50	6,216.25	3,221.25	6,423.63	15,861.13
17-04-2015	150.00	280.50	280.50	280.50	841.50	6,214.13	3,744.00	6,441.88	16,400.00
18-04-2015	150.00	280.50	280.50	280.50	841.50	4,468.75	3,440.50	6,461.75	14,371.00
19-04-2015	150.00	280.50	280.50	280.50	841.50	4,946.63	3,184.00	6,349.75	14,480.38
20-04-2015	150.00	280.50	280.50	280.50	841.50	6,519.63	2,715.25	6,423.63	15,658.50
21-04-2015	150.00	280.50	280.50	280.50	841.50	6,064.25	2,192.50	6,634.63	14,891.38
22-04-2015	150.00	280.50	280.50	280.50	841.50	5,540.00	2,606.25	6,526.13	14,672.38
23-04-2015	150.00	246.84	246.84	256.81	750.50	4,313.38	2,546.00	6,009.13	12,868.50
24-04-2015	150.00	280.50	280.50	280.50	841.50	3,689.25	4,006.88	6,479.00	14,175.13
25-04-2015	150.00	140.25	140.25	140.25	420.75	2,286.06	1,948.00	3,366.00	7,600.06
26-04-2015	150.00	140.25	140.25	140.25	420.75	2,439.25	2,107.63	3,366.00	7,912.88
27-04-2015	150.00	140.25	140.25	140.25	420.75	3,300.13	2,769.25	3,366.00	9,435.38
28-04-2015	150.00	140.25	140.25	140.25	420.75	2,150.75	2,605.13	3,366.00	8,121.88
29-04-2015	150.00	140.25	140.25	140.25	420.75	2,316.69	2,309.38	3,366.00	7,992.06
30-04-2015	150.00	140.25	140.25	140.25	420.75	3,366.00	2,077.81	3,366.00	8,809.81
		<b>239.8</b>	<b>239.8</b>	<b>240.1</b>		<b>1,47,781.3</b>	<b>95,968.5</b>	<b>1,66,817.3</b>	<b>4,10,567.2</b>
<b>Availability %</b>		<b>84.81%</b>	<b>84.81%</b>	<b>84.93%</b>					4,10,567.2

*Jaydev Ranjani 10/5/18*  
Member Secretary

## EASTERN REGIONAL POWER COMMITTEE::KOLKATA

Station Name: **Maithon Power Limited**

Installed Capacity = 1050 MW

Auxiliary Consumption = 5.75%

REGIONAL ENERGY ACCOUNTING FOR THE MONTH OF MAY -15

Date	Untied Capacity	DC (In MW)				Agreed Schedules (MWh)			
	MW	WBSEDCL	DVC	TPDDL	Total	WBSEDCL	DVC	TPDDL	Total
01-05-2015	150.00	155.39	155.39	155.39	466.16	3,729.25	3,490.75	3,729.25	10,949.25
02-05-2015	150.00	278.05	278.05	278.05	834.16	6,550.38	5,746.63	6,328.00	18,625.00
03-05-2015	150.00	280.50	280.50	280.50	841.50	5,461.50	3,776.75	6,159.13	15,397.38
04-05-2015	150.00	280.50	280.50	280.50	841.50	6,444.50	4,244.00	6,277.13	16,965.63
05-05-2015	150.00	280.50	280.50	280.50	841.50	6,732.00	4,512.00	6,568.25	17,812.25
06-05-2015	150.00	280.50	280.50	280.50	841.50	6,732.00	4,454.25	6,481.38	17,667.63
07-05-2015	150.00	280.50	280.50	280.50	841.50	6,732.00	5,013.25	6,138.25	17,883.50
08-05-2015	150.00	280.50	280.50	280.50	841.50	6,498.00	5,090.00	6,500.38	18,088.38
09-05-2015	150.00	224.85	220.09	226.44	671.38	5,396.44	4,513.44	5,145.06	15,054.94
10-05-2015	150.00	218.91	218.91	218.38	656.20	5,253.88	3,797.69	5,241.00	14,292.56
11-05-2015	150.00	280.50	280.50	280.50	841.50	6,606.63	4,912.88	6,302.00	17,821.50
12-05-2015	150.00	280.50	280.50	280.50	841.50	6,654.88	5,763.00	6,296.13	18,714.00
13-05-2015	150.00	280.50	280.50	280.50	841.50	6,620.00	4,516.63	5,926.88	17,063.50
14-05-2015	150.00	280.50	280.50	280.50	841.50	5,972.88	5,419.75	6,159.25	17,551.88
15-05-2015	150.00	280.50	280.50	280.50	841.50	6,732.00	5,944.13	5,949.38	18,625.50
16-05-2015	150.00	144.78	145.40	143.90	434.08	2,736.31	3,360.00	3,222.25	9,318.56
17-05-2015	150.00	140.25	140.25	140.25	420.75	2,757.00	3,087.44	3,014.06	8,858.50
18-05-2015	150.00	233.05	233.81	233.81	700.68	5,528.50	5,082.69	4,740.19	15,351.38
19-05-2015	150.00	280.50	280.50	280.50	841.50	6,654.00	5,145.63	5,772.63	17,572.25
20-05-2015	150.00	280.50	280.50	280.50	841.50	6,732.00	3,455.75	5,711.13	15,898.88
21-05-2015	150.00	280.50	280.50	280.50	841.50	6,732.00	4,710.25	6,232.38	17,674.63
22-05-2015	150.00	280.50	280.50	280.50	841.50	6,732.00	5,547.88	6,359.13	18,639.00
23-05-2015	150.00	280.50	280.50	280.50	841.50	6,732.00	5,528.50	6,269.00	18,529.50
24-05-2015	150.00	280.50	280.50	280.50	841.50	6,193.38	4,867.25	5,826.00	16,886.63
25-05-2015	150.00	280.50	280.50	280.50	841.50	5,897.13	3,596.00	6,436.13	15,929.25
26-05-2015	150.00	216.80	215.57	216.80	649.16	4,410.56	4,832.06	4,842.81	14,085.44
27-05-2015	150.00	129.73	129.73	129.73	389.19	2,933.06	3,113.50	3,113.50	9,160.06
28-05-2015	150.00	140.25	140.25	140.25	420.75	3,366.00	3,248.63	3,298.31	9,912.94
29-05-2015	150.00	256.27	256.27	256.27	768.80	6,150.38	5,607.50	5,419.75	17,177.63
30-05-2015	150.00	280.50	280.50	280.50	841.50	6,732.00	6,296.75	6,277.25	19,306.00
31-05-2015	150.00	280.50	280.50	280.50	841.50	6,027.75	5,039.38	6,102.00	17,169.13
		<b>249.9</b>	<b>249.8</b>	<b>250.0</b>		<b>1,78,430.4</b>	<b>1,43,714.3</b>	<b>1,71,837.9</b>	<b>4,93,982.6</b>
<b>Availability %</b>		<b>88.40%</b>	<b>88.35%</b>	<b>88.41%</b>					4,93,982.6

*Sanjay Banerjee 10/5/18*  
Member Secretary

## EASTERN REGIONAL POWER COMMITTEE::KOLKATA

Station Name: **Maitihon Power Limited**

Installed Capacity = 1050 MW

Auxiliary Consumption = 5.75%

REGIONAL ENERGY ACCOUNTING FOR THE MONTH OF JUNE-15

Date	Untied Capacity	DC (In MW)				Agreed Schedules (MWh)			
	MW	WBSEDCL	DVC	TPDDL	Total	WBSEDCL	DVC	TPDDL	Total
01-06-2015	150.00	280.50	280.50	280.50	841.50	6,732.00	6,203.00	5,507.38	18,442.38
02-06-2015	150.00	280.50	280.50	280.50	841.50	6,732.00	6,394.50	5,880.75	19,007.25
03-06-2015	150.00	280.50	280.50	280.50	841.50	6,732.00	4,654.00	5,451.38	16,837.38
04-06-2015	150.00	256.31	257.07	253.45	766.83	6,151.50	4,665.25	4,863.50	15,680.25
05-06-2015	150.00	263.32	262.98	262.98	789.29	6,319.63	5,884.75	6,311.63	18,516.00
06-06-2015	150.00	280.50	280.50	280.50	841.50	6,732.00	5,039.88	5,894.50	17,666.38
07-06-2015	150.00	280.50	280.50	280.50	841.50	6,732.00	4,523.88	6,732.00	17,987.88
08-06-2015	150.00	280.50	280.50	280.50	841.50	6,732.00	5,704.75	6,410.25	18,847.00
09-06-2015	150.00	280.50	280.50	280.50	841.50	5,782.50	6,330.00	6,423.13	18,535.63
10-06-2015	150.00	280.50	280.50	280.50	841.50	5,338.25	6,191.25	6,539.00	18,068.50
11-06-2015	150.00	280.50	280.50	280.50	841.50	5,021.25	6,013.00	6,508.13	17,542.38
12-06-2015	150.00	280.50	280.50	280.50	841.50	4,190.00	5,895.75	6,539.00	16,624.75
13-06-2015	150.00	280.50	280.50	280.50	841.50	5,972.00	4,974.50	6,377.38	17,323.88
14-06-2015	150.00	280.50	280.50	280.50	841.50	5,303.13	3,842.00	6,205.25	15,350.38
15-06-2015	150.00	280.50	280.50	280.50	841.50	5,497.00	3,936.75	6,629.00	16,062.75
16-06-2015	150.00	267.42	267.42	267.42	802.25	6,270.88	4,460.38	6,378.50	17,109.75
17-06-2015	150.00	134.65	134.65	134.65	403.94	3,031.75	3,231.50	3,231.50	9,494.75
18-06-2015	150.00	140.25	140.25	140.25	420.75	3,366.00	3,366.00	3,366.00	10,098.00
19-06-2015	150.00	190.73	190.73	190.73	572.20	4,577.63	4,577.63	4,577.63	13,732.88
20-06-2015	150.00	280.50	280.50	280.50	841.50	6,134.25	6,732.00	6,732.00	19,598.25
21-06-2015	150.00	277.94	277.94	277.94	833.81	5,291.63	4,846.00	6,408.13	16,545.75
22-06-2015	150.00	280.50	280.50	280.50	841.50	6,342.75	5,371.50	6,732.00	18,446.25
23-06-2015	150.00	280.50	280.50	280.50	841.50	5,776.88	4,765.00	6,605.75	17,147.63
24-06-2015	150.00	280.50	280.50	280.50	841.50	5,782.63	4,530.38	6,258.25	16,571.25
25-06-2015	150.00	280.50	280.50	280.50	841.50	4,923.13	4,056.50	6,461.75	15,441.38
26-06-2015	150.00	280.50	280.50	280.50	841.50	5,144.63	3,158.75	6,440.25	14,743.63
27-06-2015	150.00	280.50	280.50	280.50	841.50	4,709.25	3,659.75	6,378.00	14,747.00
28-06-2015	150.00	280.50	280.50	280.50	841.50	4,406.13	4,270.13	6,275.25	14,951.50
29-06-2015	150.00	280.50	280.50	280.50	841.50	6,732.00	3,738.25	6,634.25	17,104.50
30-06-2015	150.00	280.50	280.50	280.50	841.50	6,732.00	4,308.63	6,174.00	17,214.63
		<b>266.1</b>	<b>266.1</b>	<b>266.0</b>		<b>1,69,188.8</b>	<b>1,45,325.6</b>	<b>1,80,925.5</b>	<b>4,95,439.9</b>
<b>Availability %</b>		<b>94.10%</b>	<b>94.11%</b>	<b>94.06%</b>					

*Soumitra Banerjee 10/5/18*  
Member Secretary

## EASTERN REGIONAL POWER COMMITTEE::KOLKATA

Station Name: **Maithon Power Limited**

Installed Capacity = 1050 MW

Auxiliary Consumption = 5.75%

REGIONAL ENERGY ACCOUNTING FOR THE MONTH OF JULY-15

Date	Untied Capacity	DC (In MW)				Agreed Schedules (MWh)			
	MW	WBSEDCL	DVC	TPDDL	Total	WBSEDCL	DVC	TPDDL	Total
01-07-2015	150.00	280.50	280.50	280.50	841.50	6,724.75	4,285.13	6,436.00	17,445.88
02-07-2015	150.00	280.50	280.50	280.50	841.50	6,052.00	3,757.75	6,474.63	16,284.38
03-07-2015	150.00	280.50	280.50	280.50	841.50	5,314.88	4,496.75	6,448.88	16,260.50
04-07-2015	150.00	280.50	280.50	280.50	841.50	6,713.00	4,391.25	6,253.50	17,357.75
05-07-2015	150.00	239.35	230.58	238.83	708.76	5,732.00	3,160.50	5,513.13	14,405.63
06-07-2015	150.00	272.44	272.44	272.44	817.33	6,494.25	4,432.63	5,872.50	16,799.38
07-07-2015	150.00	280.50	280.50	280.50	841.50	6,732.00	4,851.00	5,794.88	17,377.88
08-07-2015	150.00	280.50	280.50	280.50	841.50	6,729.38	4,760.25	6,358.38	17,848.00
09-07-2015	150.00	280.50	280.50	280.50	841.50	6,448.13	4,267.25	6,326.63	17,042.00
10-07-2015	150.00	280.50	280.50	280.50	841.50	5,503.50	3,968.63	6,424.75	15,896.88
11-07-2015	150.00	280.50	280.50	280.50	841.50	6,713.00	4,411.63	5,141.00	16,265.63
12-07-2015	150.00	280.50	280.50	280.50	841.50	6,705.75	4,685.00	5,095.75	16,486.50
13-07-2015	150.00	280.50	280.50	280.50	841.50	6,725.63	4,680.00	6,268.50	17,674.13
14-07-2015	150.00	280.50	280.50	280.50	841.50	6,732.00	4,639.38	6,275.13	17,646.50
15-07-2015	150.00	280.50	280.50	280.50	841.50	6,314.75	4,658.75	6,275.25	17,248.75
16-07-2015	150.00	280.50	280.50	280.50	841.50	6,682.38	4,781.50	6,550.13	18,014.00
17-07-2015	150.00	280.50	280.50	280.50	841.50	6,563.25	6,732.00	6,022.50	19,317.75
18-07-2015	150.00	280.50	280.50	280.50	841.50	4,982.88	6,565.50	6,272.75	17,821.13
19-07-2015	150.00	280.50	280.50	280.50	841.50	4,322.13	3,775.00	6,732.00	14,829.13
20-07-2015	150.00	280.50	280.50	280.50	841.50	5,408.88	5,191.75	6,632.00	17,232.63
21-07-2015	150.00	280.50	280.50	280.50	841.50	6,719.63	4,805.63	6,622.63	18,147.88
22-07-2015	150.00	280.50	280.50	280.50	841.50	6,660.50	6,172.25	6,384.50	19,217.25
23-07-2015	150.00	280.50	280.50	280.50	841.50	6,726.88	6,732.00	6,302.38	19,761.25
24-07-2015	150.00	280.50	280.50	280.50	841.50	6,725.63	5,071.38	6,223.75	18,020.75
25-07-2015	150.00	280.50	280.50	280.50	841.50	5,423.13	4,989.50	6,487.50	16,900.13
26-07-2015	150.00	280.50	280.50	280.50	841.50	5,539.88	4,908.75	6,448.88	16,897.50
27-07-2015	150.00	280.50	280.50	280.50	841.50	5,752.50	5,138.13	5,496.00	16,386.63
28-07-2015	150.00	280.50	280.50	280.50	841.50	6,640.13	4,212.00	6,268.50	17,120.63
29-07-2015	150.00	280.50	280.50	280.50	841.50	6,692.63	5,261.00	6,206.13	18,159.75
30-07-2015	150.00	280.50	280.50	280.50	841.50	6,660.50	4,534.25	5,790.75	16,985.50
31-07-2015	150.00	280.50	280.50	280.50	841.50	5,820.25	5,641.75	6,080.13	17,542.13
		<b>278.9</b>	<b>278.6</b>	<b>278.9</b>		<b>1,92,956.1</b>	<b>1,49,958.3</b>	<b>1,91,479.4</b>	<b>5,34,393.8</b>
Availability %		98.64%	98.54%	98.64%					5,34,393.8

*Jayshree Ranjan* 10/5/18  
Member Secretary



EASTERN REGIONAL POWER COMMITTEE::KOLKATA

Station Name: **Maithon Power Limited**

Installed Capacity = 1050 MW

Auxiliary Consumption = 5.75%

REGIONAL ENERGY ACCOUNTING FOR THE MONTH OF AUGUST-15

	Untied Capacity	DC (In MW)				Agreed Schedules (MWh)			
Date	MW	WBSEDCL	DVC	TPDDL	Total	WBSEDCL	DVC	TPDDL	Total
01-08-2015	150.00	280.50	280.50	280.50	841.50	5,818.13	3,920.88	6,246.63	15,985.63
02-08-2015	150.00	280.50	280.50	280.50	841.50	4,827.88	4,328.63	5,584.50	14,741.00
03-08-2015	150.00	280.50	280.50	280.50	841.50	6,457.13	4,520.00	6,217.25	17,194.38
04-08-2015	150.00	280.50	280.50	280.50	841.50	6,732.00	3,782.00	6,314.88	16,828.88
05-08-2015	150.00	280.50	280.50	280.50	841.50	6,719.63	4,232.88	6,564.00	17,516.50
06-08-2015	150.00	280.50	280.50	280.50	841.50	6,728.13	4,447.38	6,308.13	17,483.63
07-08-2015	150.00	280.50	280.50	280.50	841.50	6,729.38	4,483.50	6,113.25	17,326.13
08-08-2015	150.00	280.50	280.50	280.50	841.50	6,729.38	3,518.13	5,848.38	16,095.88
09-08-2015	150.00	280.50	280.50	280.50	841.50	6,719.63	3,100.75	4,832.75	14,653.13
10-08-2015	150.00	280.50	280.50	280.50	841.50	6,725.63	5,368.88	6,209.75	18,304.25
11-08-2015	150.00	280.50	280.50	280.50	841.50	6,719.38	5,615.13	5,892.00	18,226.50
12-08-2015	150.00	280.50	280.50	280.50	841.50	6,725.63	4,558.25	5,907.38	17,191.25
13-08-2015	150.00	280.50	280.50	280.50	841.50	6,725.63	5,911.88	6,353.50	18,991.00
14-08-2015	150.00	280.50	280.50	280.50	841.50	6,725.63	4,383.25	5,979.50	17,088.38
15-08-2015	150.00	280.50	280.50	280.50	841.50	6,641.38	4,216.25	5,457.50	16,315.13
16-08-2015	150.00	280.50	280.50	280.50	841.50	6,719.63	5,407.25	5,896.75	18,023.63
17-08-2015	150.00	280.50	280.50	280.50	841.50	6,722.13	4,476.00	6,296.00	17,494.13
18-08-2015	150.00	280.50	280.50	280.50	841.50	6,721.88	4,458.38	5,538.75	16,719.00
19-08-2015	150.00	280.50	280.50	280.50	841.50	6,719.63	4,447.13	6,289.13	17,455.88
20-08-2015	150.00	280.50	280.50	280.50	841.50	6,725.63	4,507.13	6,159.25	17,392.00
21-08-2015	150.00	280.50	280.50	280.50	841.50	6,732.00	5,253.25	5,979.75	17,965.00
22-08-2015	150.00	280.50	280.50	280.50	841.50	5,205.50	4,342.63	6,042.88	15,591.00
23-08-2015	150.00	280.50	280.50	280.50	841.50	6,356.63	3,522.50	5,666.38	15,545.50
24-08-2015	150.00	280.50	280.50	280.50	841.50	6,732.00	3,807.63	6,046.00	16,585.63
25-08-2015	150.00	280.50	280.50	280.50	841.50	6,732.00	4,097.13	6,256.38	17,085.50
26-08-2015	150.00	280.50	280.50	280.50	841.50	6,732.00	4,385.25	6,405.25	17,522.50
27-08-2015	150.00	280.50	280.50	280.50	841.50	6,732.00	5,185.13	6,201.38	18,118.50
28-08-2015	150.00	280.50	280.50	280.50	841.50	6,732.00	5,466.00	6,638.13	18,836.13
29-08-2015	150.00	280.50	280.50	280.50	841.50	6,732.00	3,530.25	6,111.88	16,374.13
30-08-2015	150.00	280.50	280.50	280.50	841.50	6,732.00	4,185.00	6,297.00	17,214.00
31-08-2015	150.00	280.50	280.50	280.50	841.50	6,732.00	3,460.25	6,498.88	16,691.13
		<b>280.5</b>	<b>280.5</b>	<b>280.5</b>		<b>2,03,483.5</b>	<b>1,36,918.6</b>	<b>1,88,153.1</b>	<b>5,28,555.3</b>
Availability %		<b>99.20%</b>	<b>99.20%</b>	<b>99.20%</b>					5,28,555.3

*Sanjay Kumar* 10/5/18  
Member Secretary

## EASTERN REGIONAL POWER COMMITTEE::KOLKATA

Station Name: **Maithon Power Limited**

Installed Capacity = 1050 MW

Auxiliary Consumption = 5.75%

REGIONAL ENERGY ACCOUNTING FOR THE MONTH OF SEPTEMBER-15

Date	Untied Capacity	DC (In MW)				Agreed Schedules (MWh)			
	MW	WBSEDCL	DVC	TPDDL	Total	WBSEDCL	DVC	TPDDL	Total
01-09-2015	150.00	280.50	280.50	280.50	841.50	6,732.00	3,993.38	6,473.38	17,198.75
02-09-2015	150.00	280.50	280.50	280.50	841.50	6,682.38	4,681.38	6,411.75	17,775.50
03-09-2015	150.00	280.01	280.01	280.01	840.03	6,720.25	4,742.75	6,367.88	17,830.88
04-09-2015	150.00	280.50	280.50	280.50	841.50	6,725.63	6,044.38	6,472.00	19,242.00
05-09-2015	150.00	275.03	275.03	275.03	825.09	6,600.75	4,338.50	5,881.75	16,821.00
06-09-2015	150.00	139.04	139.01	139.01	417.06	3,337.00	2,903.31	3,336.19	9,576.50
07-09-2015	150.00	140.25	140.25	140.25	420.75	3,366.00	2,357.88	3,366.00	9,089.88
08-09-2015	150.00	140.25	140.25	140.25	420.75	3,366.00	2,622.00	3,333.25	9,321.25
09-09-2015	150.00	140.25	140.25	140.25	420.75	3,366.00	3,013.31	3,366.00	9,745.31
10-09-2015	150.00	140.25	140.25	140.25	420.75	3,366.00	3,250.44	3,366.00	9,982.44
11-09-2015	150.00	140.25	140.25	140.25	420.75	3,366.00	3,366.00	3,366.00	10,098.00
12-09-2015	150.00	140.25	140.25	140.25	420.75	3,366.00	3,025.06	3,366.00	9,757.06
13-09-2015	150.00	140.25	140.25	140.25	420.75	3,366.00	3,313.19	3,366.00	10,045.19
14-09-2015	150.00	140.25	140.25	140.25	420.75	3,366.00	3,366.00	3,366.00	10,098.00
15-09-2015	150.00	140.25	140.25	140.25	420.75	3,366.00	3,366.00	3,366.00	10,098.00
16-09-2015	150.00	140.25	140.25	140.25	420.75	3,366.00	3,171.63	3,366.00	9,903.63
17-09-2015	150.00	140.25	140.25	140.25	420.75	3,366.00	2,591.75	3,366.00	9,323.75
18-09-2015	150.00	140.25	140.25	140.25	420.75	3,366.00	3,229.31	3,297.31	9,892.63
19-09-2015	150.00	140.25	140.25	140.25	420.75	3,366.00	1,156.44	3,366.00	7,888.44
20-09-2015	150.00	140.25	140.25	140.25	420.75	2,610.13	3,240.25	3,366.00	9,216.38
21-09-2015	150.00	140.25	140.25	140.25	420.75	3,359.69	3,328.25	3,366.00	10,053.94
22-09-2015	150.00	140.25	140.25	140.25	420.75	3,230.56	2,859.00	3,366.00	9,455.56
23-09-2015	150.00	140.25	140.25	140.25	420.75	2,725.88	2,935.13	3,139.63	8,800.63
24-09-2015	150.00	140.25	140.25	140.25	420.75	3,359.69	3,366.00	3,366.00	10,091.69
25-09-2015	150.00	140.25	140.25	140.25	420.75	3,366.00	2,980.00	3,366.00	9,712.00
26-09-2015	150.00	140.25	140.25	140.25	420.75	3,362.94	2,744.94	3,164.94	9,272.81
27-09-2015	150.00	140.25	140.25	140.25	420.75	3,335.00	2,298.19	3,366.00	8,999.19
28-09-2015	150.00	140.25	140.25	140.25	420.75	3,359.69	3,085.19	3,366.00	9,810.88
29-09-2015	150.00	132.99	132.58	133.41	398.98	3,191.91	2,506.63	3,201.88	8,900.41
30-09-2015	150.00	140.25	140.25	140.25	420.75	3,366.00	2,944.94	3,366.00	9,676.94
		<b>163.1</b>	<b>163.1</b>	<b>163.2</b>		<b>1,15,823.5</b>	<b>96,821.2</b>	<b>1,15,033.9</b>	<b>3,27,678.6</b>
<b>Availability %</b>		<b>57.70%</b>	<b>57.69%</b>	<b>57.70%</b>					3,27,678.6

*Bangor Banerjee 10/1/18*  
Member Secretary

## EASTERN REGIONAL POWER COMMITTEE::KOLKATA

Station Name: **Maithon Power Limited**

Installed Capacity = 1050 MW

Auxiliary Consumption = 5.75%

REGIONAL ENERGY ACCOUNTING FOR THE MONTH OF OCTOBER-15

	Untied Capacity	DC (In MW)				Agreed Schedules (MWh)			
Date	MW	WBSEDCL	DVC	TPDDL	Total	WBSEDCL	DVC	TPDDL	Total
01-10-2015	150.00	140.25	140.25	140.25	420.75	3,366.00	2,738.00	3,366.00	9,470.00
02-10-2015	150.00	140.25	140.25	140.25	420.75	3,366.00	2,596.63	3,064.31	9,026.94
03-10-2015	150.00	140.25	140.25	140.25	420.75	3,366.00	3,167.44	3,366.00	9,899.44
04-10-2015	150.00	140.25	140.25	140.25	420.75	3,366.00	3,291.69	3,366.00	10,023.69
05-10-2015	150.00	140.25	140.25	140.25	420.75	3,366.00	3,366.00	3,366.00	10,098.00
06-10-2015	150.00	137.30	137.30	137.30	411.89	3,295.13	2,933.88	3,295.13	9,524.13
07-10-2015	150.00	204.89	203.52	205.63	614.03	4,917.31	4,800.69	4,935.00	14,653.00
08-10-2015	150.00	181.35	177.74	182.56	541.65	4,352.50	4,193.38	4,381.44	12,927.31
09-10-2015	150.00	140.25	140.25	140.25	420.75	3,366.00	3,366.00	3,366.00	10,098.00
10-10-2015	150.00	140.25	140.25	140.25	420.75	3,366.00	2,241.25	3,366.00	8,973.25
11-10-2015	150.00	156.41	156.41	155.97	468.78	3,753.81	3,582.31	3,743.19	11,079.31
12-10-2015	150.00	274.79	275.11	274.79	824.70	6,595.00	3,716.88	6,595.00	16,906.88
13-10-2015	150.00	280.50	280.50	280.50	841.50	6,732.00	4,609.00	6,732.00	18,073.00
14-10-2015	150.00	280.50	280.50	280.50	841.50	6,582.75	2,265.00	6,732.00	15,579.75
15-10-2015	150.00	280.50	280.50	280.50	841.50	6,726.88	1,002.00	6,732.00	14,460.88
16-10-2015	150.00	280.50	280.50	280.50	841.50	6,725.63	3,135.13	6,732.00	16,592.75
17-10-2015	150.00	280.50	280.50	280.50	841.50	6,719.38	1,807.75	6,732.00	15,259.13
18-10-2015	150.00	280.50	280.50	280.50	841.50	6,663.88	3,515.13	6,732.00	16,911.00
19-10-2015	150.00	280.50	280.50	280.50	841.50	6,263.13	4,532.63	6,732.00	17,527.75
20-10-2015	150.00	280.50	280.50	280.50	841.50	6,500.25	4,617.50	6,732.00	17,849.75
21-10-2015	150.00	280.50	280.50	280.50	841.50	6,719.38	5,363.25	6,732.00	18,814.63
22-10-2015	150.00	280.50	280.50	280.50	841.50	6,719.63	3,470.50	6,477.00	16,667.13
23-10-2015	150.00	280.50	280.50	280.50	841.50	6,607.25	3,481.13	6,732.00	16,820.38
24-10-2015	150.00	231.98	228.49	233.72	694.19	4,611.88	3,787.00	5,605.13	14,004.00
25-10-2015	150.00	277.93	277.93	277.93	833.80	6,241.75	5,351.00	6,069.88	17,662.63
26-10-2015	150.00	280.50	280.50	280.50	841.50	6,713.00	4,106.50	6,732.00	17,551.50
27-10-2015	150.00	280.50	280.50	280.50	841.50	6,732.00	4,868.13	6,036.75	17,636.88
28-10-2015	150.00	280.50	280.50	280.50	841.50	6,732.00	5,231.38	6,678.88	18,642.25
29-10-2015	150.00	280.50	280.50	280.50	841.50	6,732.00	5,859.13	6,090.25	18,681.38
30-10-2015	150.00	280.50	280.50	280.50	841.50	6,415.00	5,770.38	5,621.50	17,806.88
31-10-2015	150.00	280.50	280.50	280.50	841.50	6,029.50	6,656.00	5,783.75	18,469.25
		<b>232.7</b>	<b>232.5</b>	<b>232.8</b>		<b>1,69,643.0</b>	<b>1,19,422.6</b>	<b>1,68,625.2</b>	<b>4,57,690.8</b>
Availability %		<b>82.31%</b>	<b>82.22%</b>	<b>82.35%</b>					4,57,690.8

*Sandeep Banerjee 10/15/18*  
Member Secretary

## EASTERN REGIONAL POWER COMMITTEE::KOLKATA

Station Name: **Maithon Power Limited**

Installed Capacity = 1050 MW

Auxiliary Consumption = 5.75%

REGIONAL ENERGY ACCOUNTING FOR THE MONTH OF NOVEMBER-15

Date	Untied Capacity	DC (In MW)				Agreed Schedules (MWh)			
	MW	WBSEDCL	DVC	TPDDL	Total	WBSEDCL	DVC	TPDDL	Total
01-11-2015	150.00	270.59	270.59	270.80	811.98	6,494.13	6,156.13	6,350.00	19,000.25
02-11-2015	150.00	280.50	280.50	280.50	841.50	6,732.00	6,044.50	6,409.13	19,185.63
03-11-2015	150.00	280.50	280.50	280.50	841.50	6,732.00	6,577.63	6,643.63	19,953.25
04-11-2015	150.00	280.50	280.50	280.50	841.50	6,732.00	6,732.00	6,732.00	20,196.00
05-11-2015	150.00	280.50	280.50	280.50	841.50	6,732.00	6,732.00	6,505.75	19,969.75
06-11-2015	150.00	280.50	280.50	280.50	841.50	6,732.00	6,732.00	6,555.25	20,019.25
07-11-2015	150.00	280.50	280.50	280.50	841.50	6,732.00	6,732.00	6,648.63	20,112.63
08-11-2015	150.00	280.50	280.50	280.50	841.50	6,732.00	6,732.00	6,732.00	20,196.00
09-11-2015	150.00	271.46	271.46	271.46	814.38	6,515.00	6,515.00	6,515.00	19,545.00
10-11-2015	150.00	280.50	280.50	280.50	841.50	6,536.50	6,732.00	6,648.63	19,917.13
11-11-2015	150.00	280.50	280.50	280.50	841.50	6,732.00	6,154.50	6,607.75	19,494.25
12-11-2015	150.00	280.50	280.50	280.50	841.50	6,732.00	5,310.88	6,510.50	18,553.38
13-11-2015	150.00	280.50	280.50	280.50	841.50	6,732.00	5,133.75	5,785.13	17,650.88
14-11-2015	150.00	280.50	280.50	280.50	841.50	6,732.00	6,081.63	6,625.50	19,439.13
15-11-2015	150.00	280.50	280.50	280.50	841.50	6,732.00	5,304.50	6,732.00	18,768.50
16-11-2015	150.00	280.50	280.50	280.50	841.50	6,732.00	5,989.50	6,732.00	19,453.50
17-11-2015	150.00	280.50	280.50	280.50	841.50	6,732.00	6,240.00	6,732.00	19,704.00
18-11-2015	150.00	280.50	280.50	280.50	841.50	6,732.00	5,953.14	6,604.88	19,290.01
19-11-2015	150.00	280.50	280.50	280.50	841.50	6,732.00	6,060.26	6,732.00	19,524.26
20-11-2015	150.00	280.50	280.50	280.50	841.50	6,732.00	6,377.75	6,732.00	19,841.75
21-11-2015	150.00	280.50	280.50	280.50	841.50	6,732.00	6,502.88	6,732.00	19,966.88
22-11-2015	150.00	280.50	280.50	280.50	841.50	6,732.00	5,803.38	6,732.00	19,267.38
23-11-2015	150.00	280.50	280.50	280.50	841.50	6,732.00	5,721.38	6,732.00	19,185.38
24-11-2015	150.00	280.50	280.50	280.50	841.50	6,732.00	5,092.00	6,732.00	18,556.00
25-11-2015	150.00	280.50	280.50	280.50	841.50	6,732.00	4,607.00	6,732.00	18,071.00
26-11-2015	150.00	280.50	280.50	280.50	841.50	6,732.00	5,049.38	6,732.00	18,513.38
27-11-2015	150.00	280.50	280.50	280.50	841.50	6,732.00	5,268.50	6,732.00	18,732.50
28-11-2015	150.00	280.50	280.50	280.50	841.50	6,732.00	5,911.25	6,732.00	19,375.25
29-11-2015	150.00	280.50	280.50	280.50	841.50	6,732.00	5,128.63	6,732.00	18,592.63
30-11-2015	150.00	280.50	280.50	280.50	841.50	6,732.00	4,938.88	6,732.00	18,402.88
		<b>279.9</b>	<b>279.9</b>	<b>279.9</b>		<b>2,01,309.6</b>	<b>1,78,314.4</b>	<b>1,98,853.8</b>	<b>5,78,477.8</b>
<b>Availability %</b>		<b>98.98%</b>	<b>98.98%</b>	<b>98.98%</b>					

*Soumen Banerjee 10/5/18*  
Member Secretary

## EASTERN REGIONAL POWER COMMITTEE::KOLKATA

Station Name: **Maithon Power Limited**

Installed Capacity = 1050 MW

Auxiliary Consumption = 5.75%

REGIONAL ENERGY ACCOUNTING FOR THE MONTH OF DECEMBER-15

Date	Untied Capacity	DC (In MW)					Agreed Schedules (MWh)				
	MW	WBSEDCL	DVC	TPDDL	KSEBL*	Total	WBSEDCL	DVC	TPDDL	KSEBL	Total
01-12-2015	150.00	128.38	125.46	131.30	-	385.14	3,081.13	2,405.94	3,151.25		8,638.31
02-12-2015	150.00	140.25	140.25	140.25	-	420.75	3,366.00	3,244.13	3,366.00		9,976.13
03-12-2015	150.00	266.30	266.30	266.30	-	798.91	6,294.50	4,970.25	5,657.25		16,922.00
04-12-2015	150.00	280.50	280.50	280.50	-	841.50	6,732.00	4,613.13	6,732.00		18,077.13
05-12-2015	150.00	280.50	280.50	280.50	-	841.50	6,691.88	4,536.63	6,732.00		17,960.50
06-12-2015	150.00	280.50	280.50	280.50	-	841.50	6,590.50	4,378.13	6,732.00		17,700.63
07-12-2015	150.00	280.50	280.50	280.50	-	841.50	6,732.00	5,116.00	6,732.00		18,580.00
08-12-2015	150.00	280.50	280.50	280.50	-	841.50	6,732.00	4,973.38	6,732.00		18,437.38
09-12-2015	150.00	280.50	280.50	280.50	-	841.50	6,732.00	4,174.88	6,523.63		17,430.50
10-12-2015	150.00	280.50	280.50	280.50	-	841.50	6,732.00	4,645.38	6,666.00		18,043.38
11-12-2015	150.00	280.50	280.50	280.50	-	841.50	6,637.88	5,425.75	6,569.75		18,633.38
12-12-2015	150.00	280.50	280.50	280.50	-	841.50	6,625.00	5,520.38	6,660.25		18,805.63
13-12-2015	150.00	280.50	280.50	280.50	-	841.50	6,732.00	4,163.00	6,655.13		17,550.13
14-12-2015	150.00	280.50	280.50	280.50	-	841.50	6,591.50	5,222.88	6,684.88		18,499.25
15-12-2015	150.00	280.50	280.50	280.50	-	841.50	6,692.63	5,269.13	6,596.88		18,558.63
16-12-2015	150.00	280.50	280.50	280.50	-	841.50	6,640.88	4,993.25	6,732.00		18,366.13
17-12-2015	-	280.50	280.50	280.50	140.25	981.75	6,732.00	4,584.25	6,732.00	3,366.00	21,414.25
18-12-2015	-	280.50	280.50	280.50	140.25	981.75	6,633.25	4,294.25	6,625.25	3,366.00	20,918.75
19-12-2015	-	280.50	280.50	280.50	140.25	981.75	6,576.00	4,616.00	6,732.00	3,366.00	21,290.00
20-12-2015	-	280.50	280.50	280.50	140.25	981.75	6,732.00	5,417.25	6,732.00	3,366.00	22,247.25
21-12-2015	-	280.50	280.50	280.50	140.25	981.75	6,732.00	6,732.00	6,732.00	3,366.00	23,562.00
22-12-2015	-	280.50	280.50	280.50	140.25	981.75	6,732.00	6,375.38	6,726.88	3,366.00	23,200.25
23-12-2015	-	280.50	280.50	280.50	140.25	981.75	6,732.00	6,038.50	6,732.00	3,366.00	22,868.50
24-12-2015	-	280.50	280.50	280.50	140.25	981.75	6,732.00	6,087.88	6,653.00	3,366.00	22,838.88
25-12-2015	-	280.50	280.50	280.50	140.25	981.75	6,534.00	4,410.88	6,531.38	3,366.00	20,842.25
26-12-2015	-	280.50	280.50	280.50	140.25	981.75	6,732.00	4,817.00	6,503.88	3,366.00	21,418.88
27-12-2015	-	280.50	280.50	280.50	140.25	981.75	6,719.63	5,550.75	6,322.13	3,366.00	21,958.50
28-12-2015	-	280.50	280.50	280.50	140.25	981.75	6,364.25	4,477.25	6,528.13	3,366.00	20,735.63
29-12-2015	-	280.50	280.50	280.50	140.25	981.75	6,732.00	4,191.75	6,565.63	3,366.00	20,855.38
30-12-2015	-	280.50	280.50	280.50	140.25	981.75	6,732.00	4,544.75	6,732.00	3,366.00	21,374.75
31-12-2015	-	280.50	280.50	280.50	140.25	981.75	6,732.00	4,475.88	6,732.00	3,366.00	21,305.88
		<b>270.6</b>	<b>270.5</b>	<b>270.7</b>	<b>67.9</b>		<b>1,99,751.0</b>	<b>1,50,265.9</b>	<b>1,98,503.3</b>	<b>50,490.0</b>	<b>5,99,010.2</b>
Availability %		95.71%	95.67%	95.74%	48.00%						5,99,010.19

\*KSEBL MONTHLY AVAILABILITY IS 48% WHERE AS AVAILABILITY FROM 17.12.2015 TO 31-12-2015 IS 99.2%.

*Jaydev Ranjiv 10/1/18*  
Member Secretary

## EASTERN REGIONAL POWER COMMITTEE::KOLKATA

Station Name: **Maithon Power Limited**

Installed Capacity = 1050 MW

Auxiliary Consumption = 5.75%

REGIONAL ENERGY ACCOUNTING FOR THE MONTH OF JANUARY-16

Date	Untied Capacity	DC (In MW)					Agreed Schedules (MWh)				
	MW	WBSEDCL	DVC	TPDDL	KSEBL	Total	WBSEDCL	DVC	TPDDL	KSEBL	Total
01-01-2016	-	280.50	280.50	280.50	140.25	981.75	6,732.00	5,559.00	6,732.00	3,366.00	22,389.00
02-01-2016	-	280.50	280.50	280.50	140.25	981.75	6,732.00	5,152.13	6,732.00	3,366.00	21,982.13
03-01-2016	-	280.50	280.50	280.50	140.27	981.77	6,614.13	4,403.13	6,566.75	2,559.37	20,143.37
04-01-2016	-	280.50	280.50	280.50	140.25	981.75	5,924.38	5,117.00	6,566.75	2,307.11	19,915.24
05-01-2016	-	280.50	280.50	280.50	140.25	981.75	6,536.63	5,622.50	6,566.75	2,173.88	20,899.75
06-01-2016	-	280.50	280.50	280.50	140.25	981.75	6,732.00	5,214.00	6,572.00	2,301.89	20,819.89
07-01-2016	-	213.85	213.85	213.85	106.92	748.48	5,132.50	4,349.50	4,943.75	1,976.16	16,401.91
08-01-2016	-	138.40	138.40	138.40	69.20	484.40	3,321.60	3,321.60	3,321.60	1,660.80	11,625.60
09-01-2016	-	109.84	108.29	111.29	54.93	384.35	2,636.25	2,147.73	2,670.94	1,318.22	8,773.13
10-01-2016	-	-	-	-	-	-	-	-	-	-	-
11-01-2016	-	53.61	53.61	52.96	26.54	186.73	1,286.75	1,286.75	1,271.00	631.92	4,476.43
12-01-2016	-	135.83	135.83	135.83	67.93	475.41	3,259.82	3,259.82	3,259.82	1,630.37	11,409.81
13-01-2016	-	167.79	167.70	167.70	83.87	587.05	4,027.01	3,884.73	4,024.73	2,012.82	13,949.28
14-01-2016	-	259.84	259.84	259.36	129.87	908.91	6,236.13	5,374.75	6,149.75	3,116.94	20,877.56
15-01-2016	-	280.50	280.50	280.50	140.25	981.75	6,483.25	5,690.38	5,922.38	3,366.00	21,462.00
16-01-2016	-	280.50	280.50	280.50	140.25	981.75	6,732.00	5,733.88	5,836.38	3,366.00	21,668.25
17-01-2016	-	280.50	280.50	280.50	140.25	981.75	6,724.38	5,613.00	6,618.50	3,366.00	22,321.88
18-01-2016	-	280.50	280.50	280.50	140.25	981.75	6,719.63	4,062.13	6,453.13	3,366.00	20,600.88
19-01-2016	-	280.50	280.50	280.50	140.25	981.75	6,719.63	3,809.38	6,620.63	3,366.00	20,515.63
20-01-2016	-	280.50	280.50	280.50	140.25	981.75	6,266.63	2,835.50	6,732.00	3,228.87	19,063.00
21-01-2016	-	280.50	280.50	280.50	140.25	981.75	6,732.00	4,825.63	6,732.00	3,272.12	21,561.75
22-01-2016	-	280.50	280.50	280.50	140.25	981.75	5,799.50	4,870.75	6,732.00	3,366.00	20,768.25
23-01-2016	-	280.50	280.50	280.50	140.25	981.75	5,703.63	5,315.88	6,732.00	3,366.00	21,117.50
24-01-2016	-	280.50	280.50	280.50	140.25	981.75	6,719.63	4,649.38	6,662.75	3,366.00	21,397.75
25-01-2016	-	280.50	280.50	280.50	140.25	981.75	6,277.25	4,248.50	6,549.75	3,366.00	20,441.50
26-01-2016	-	280.50	280.50	280.50	140.25	981.75	6,719.63	3,514.13	5,958.00	3,366.00	19,557.75
27-01-2016	-	280.50	280.50	280.50	140.25	981.75	6,374.13	5,757.38	6,277.25	3,366.00	21,774.75
28-01-2016	-	280.50	280.50	280.50	140.25	981.75	6,491.88	5,801.50	6,469.38	3,366.00	22,128.75
29-01-2016	-	280.50	280.50	280.50	140.25	981.75	6,725.63	6,001.75	6,327.88	3,366.00	22,421.25
30-01-2016	-	280.50	280.50	280.50	140.25	981.75	6,131.38	6,107.25	5,943.75	3,366.00	21,548.38
31-01-2016	-	280.50	280.50	280.50	140.25	981.75	6,103.38	6,389.75	6,218.75	3,366.00	22,077.88
		242.9	242.9	242.9	121.5		1,74,594.7	1,39,918.7	1,74,164.3	85,412.5	5,74,090.2
Availability %		85.92%	85.90%	85.92%	85.91%						5,74,090.20

*Jaydev Ranjani 10/5/18*  
Member Secretary

## EASTERN REGIONAL POWER COMMITTEE::KOLKATA

Station Name: **Maithon Power Limited**

Installed Capacity = 1050 MW

Auxiliary Consumption = 5.75%

REGIONAL ENERGY ACCOUNTING FOR THE MONTH OF FEBRUARY-16

Date	Untied Capacity	DC (In MW)					Agreed Schedules (MWh)				
	MW	WBSEDCL	DVC	TPDDL	KSEBL	Total	WBSEDCL	DVC	TPDDL	KSEBL	Total
01-02-2016	-	280.50	280.50	280.50	140.25	981.75	6,155.75	6,732.00	6,405.38	3,297.50	22,590.63
02-02-2016	-	280.50	280.50	280.50	140.25	981.75	6,071.13	6,268.38	6,067.38	3,366.00	21,772.88
03-02-2016	-	280.50	280.50	280.50	140.25	981.75	6,392.75	4,914.63	6,368.25	3,366.00	21,041.63
04-02-2016	-	280.50	280.50	280.50	140.25	981.75	6,435.25	3,564.88	6,405.50	3,366.00	19,771.63
05-02-2016	-	248.89	244.38	247.39	123.69	864.34	5,665.13	4,978.25	5,631.63	2,752.19	19,027.19
06-02-2016	-	137.00	137.00	137.00	69.00	480.00	3,288.00	2,785.75	3,288.00	1,656.00	11,017.75
07-02-2016	-	139.00	139.00	139.00	69.00	486.00	3,318.75	1,840.75	3,336.00	1,656.00	10,151.50
08-02-2016	-	179.47	179.47	179.47	89.58	627.99	4,161.75	2,317.75	4,307.25	2,150.00	12,936.75
09-02-2016	-	275.08	275.08	275.08	137.41	962.66	6,130.25	3,156.25	6,380.75	3,297.06	18,964.31
10-02-2016	-	280.50	280.50	280.50	140.25	981.75	6,707.25	2,241.13	6,262.00	3,366.00	18,576.38
11-02-2016	-	220.83	220.66	220.66	110.52	772.67	5,281.25	3,245.13	4,907.63	2,652.44	16,086.44
12-02-2016	-	139.00	139.00	139.00	69.00	486.00	3,336.00	2,024.75	3,218.50	1,656.00	10,235.25
13-02-2016	-	144.20	144.20	144.20	71.67	504.26	3,460.75	1,876.00	3,460.75	1,720.00	10,517.50
14-02-2016	-	270.45	270.63	270.63	135.28	946.97	6,478.38	3,901.25	6,192.13	3,246.63	19,818.38
15-02-2016	-	280.50	280.50	280.50	140.25	981.75	6,732.00	5,504.75	6,332.38	3,366.00	21,935.13
16-02-2016	-	280.50	280.50	280.50	140.25	981.75	6,725.63	5,116.25	6,436.00	3,366.00	21,643.88
17-02-2016	-	280.50	280.50	280.50	140.25	981.75	6,719.63	4,793.63	6,572.88	3,366.00	21,452.13
18-02-2016	-	280.50	280.50	280.50	140.25	981.75	6,732.00	4,667.63	6,472.88	3,366.00	21,238.50
19-02-2016	-	280.50	280.50	280.50	140.25	981.75	6,732.00	4,806.25	6,579.50	3,366.00	21,483.75
20-02-2016	-	280.50	280.50	280.50	140.25	981.75	6,719.38	4,789.63	6,536.75	3,366.00	21,411.75
21-02-2016	-	280.50	280.50	280.50	140.25	981.75	6,713.25	3,737.88	6,167.50	3,366.00	19,984.63
22-02-2016	-	280.50	280.50	280.50	140.25	981.75	6,721.88	5,143.25	6,389.50	3,366.00	21,620.63
23-02-2016	-	280.50	280.50	280.50	140.25	981.75	6,732.00	4,429.38	6,415.63	3,366.00	20,943.00
24-02-2016	-	280.50	280.50	280.50	140.25	981.75	6,732.00	5,091.00	6,701.63	3,366.00	21,890.63
25-02-2016	-	280.50	280.50	280.50	140.25	981.75	6,341.75	4,235.13	6,732.00	3,366.00	20,674.88
26-02-2016	-	214.61	214.61	215.88	107.53	752.63	4,878.63	3,829.88	5,145.25	2,580.81	16,434.56
27-02-2016	-	138.00	138.00	138.00	69.00	483.00	3,180.75	2,615.00	3,312.00	1,656.00	10,763.75
28-02-2016	-	139.00	139.00	139.00	69.00	486.00	3,336.00	1,966.00	3,336.00	1,656.00	10,294.00
29-02-2016	-	139.00	139.00	139.00	69.00	486.00	3,332.75	2,755.25	3,336.00	1,656.00	11,080.00
		<b>237.0</b>	<b>236.8</b>	<b>237.0</b>	<b>118.4</b>		<b>1,61,212.0</b>	<b>1,13,327.8</b>	<b>1,58,697.0</b>	<b>82,122.6</b>	<b>5,15,359.4</b>
Availability %		<b>83.81%</b>	<b>83.76%</b>	<b>83.81%</b>	<b>83.75%</b>						5,15,359.4

*Sayantan Banerjee 10/5/16*  
Member Secretary

Station Name: **Maithon Power Limited**

Installed Capacity = 1050 MW

Auxiliary Consumption = 5.75%

REGIONAL ENERGY ACCOUNTING FOR THE MONTH OF MARCH-16

	Untied Capacity	DC (In MW)					Agreed Schedules (MWh)				
Date	MW	WBSEDCL	DVC	TPDDL	KSEBL	Total	WBSEDCL	DVC	TPDDL	KSEBL	Total
01-03-2016	-	214.67	214.49	213.81	106.78	749.76	5,152.13	4,416.38	4,955.63	2,562.81	17,086.94
02-03-2016	-	280.50	280.50	280.50	140.25	981.75	6,732.00	4,672.63	6,200.50	3,366.00	20,971.13
03-03-2016	-	280.50	280.50	280.50	140.25	981.75	6,732.00	4,850.50	6,241.50	3,366.00	21,190.00
04-03-2016	-	230.42	228.03	229.33	114.84	802.63	5,530.00	3,841.88	5,056.13	2,756.25	17,184.25
05-03-2016	-	138.00	138.00	138.00	69.00	483.00	3,312.00	2,894.25	3,312.00	1,656.00	11,174.25
06-03-2016	-	139.00	139.00	139.00	69.00	486.00	3,245.00	2,536.25	3,336.00	1,656.00	10,773.25
07-03-2016	-	139.00	139.00	139.00	69.00	486.00	3,336.00	3,205.50	3,336.00	1,656.00	11,533.50
08-03-2016	-	139.00	139.00	139.00	69.00	486.00	3,332.75	2,024.00	3,336.00	1,656.00	10,348.75
09-03-2016	-	139.00	139.00	139.00	69.00	486.00	3,336.00	2,621.50	3,336.00	1,656.00	10,949.50
10-03-2016	-	225.88	224.07	225.29	111.65	786.88	5,415.00	5,061.75	5,342.13	2,679.50	18,498.38
11-03-2016	-	280.50	280.50	280.50	140.25	981.75	6,732.00	5,973.88	6,522.50	3,366.00	22,594.38
12-03-2016	-	280.50	280.50	280.50	140.25	981.75	6,732.00	5,272.88	6,374.00	3,366.00	21,744.88
13-03-2016	-	280.50	280.50	280.50	140.25	981.75	5,937.38	4,370.75	6,274.38	3,366.00	19,948.50
14-03-2016	-	280.50	280.50	280.50	140.25	981.75	6,544.50	6,029.50	6,145.13	3,366.00	22,085.13
15-03-2016	-	280.50	280.50	280.50	140.25	981.75	6,590.75	6,732.00	6,255.88	3,366.00	22,944.63
16-03-2016	-	280.50	280.50	280.50	140.25	981.75	6,732.00	6,732.00	6,231.00	3,366.00	23,061.00
17-03-2016	-	280.50	280.50	280.50	140.25	981.75	6,719.63	6,732.00	6,306.50	3,366.00	23,124.13
18-03-2016	-	280.50	280.50	280.50	140.25	981.75	6,732.00	6,277.88	6,267.63	3,366.00	22,643.50
19-03-2016	-	280.50	280.50	280.50	140.25	981.75	6,475.00	5,140.50	6,317.63	3,366.00	21,299.13
20-03-2016	-	280.50	280.50	280.50	140.25	981.75	4,911.63	4,961.75	6,219.88	3,366.00	19,459.25
21-03-2016	-	280.50	280.50	280.50	140.25	981.75	6,732.00	5,799.38	6,306.00	3,366.00	22,203.38
22-03-2016	-	280.50	280.50	280.50	140.25	981.75	6,732.00	6,559.38	6,550.13	3,366.00	23,207.50
23-03-2016	-	280.50	280.50	280.50	140.25	981.75	6,607.75	2,740.88	6,691.00	3,366.00	19,405.63
24-03-2016	-	280.50	280.50	280.50	140.25	981.75	6,552.38	1,231.25	6,376.38	3,366.00	17,526.00
25-03-2016	-	280.50	280.50	280.50	140.25	981.75	6,732.00	2,164.63	6,015.75	3,366.00	18,278.38
26-03-2016	-	280.50	280.50	280.50	140.25	981.75	6,732.00	4,203.63	6,489.75	3,366.00	20,791.38
27-03-2016	-	280.50	280.50	280.50	140.25	981.75	6,732.00	6,155.50	6,732.00	3,366.00	22,985.50
28-03-2016	-	280.50	280.50	280.50	140.25	981.75	6,732.00	5,832.75	6,732.00	3,366.00	22,662.75
29-03-2016	-	280.50	280.50	280.50	140.25	981.75	6,732.00	6,709.25	6,732.00	3,366.00	23,539.25
30-03-2016	-	280.50	280.50	280.50	140.25	981.75	6,404.88	5,937.50	6,732.00	3,366.00	22,440.38
31-03-2016	-	280.50	280.50	280.50	140.25	981.75	4,422.00	5,336.75	6,732.00	3,366.00	19,856.75
		252.1	252.0	252.1	125.9		1,81,340.8	1,47,018.6	1,79,455.4	93,696.6	6,01,511.3
Availability %		89.18%	89.13%	89.15%	89.08%						6,01,511.31

  
 Member Secretary



## EASTERN REGIONAL POWER COMMITTEE::KOLKATA

Station Name: **Maithon Power Limited**

Installed Capacity = 1050 MW

Auxiliary Consumption = 5.75%

REGIONAL ENERGY ACCOUNTING FOR THE MONTH OF APRIL-16

	Untied Capacity	DC (In MW)					Agreed Schedules (MWh)				
Date	MW	WBSEDCL	DVC	TPDDL	KSEBL	Total	WBSEDCL	DVC	TPDDL	KSEBL	Total
01-04-2016	-	280.50	280.50	280.50	140.25	981.75	4,429.25	5,944.50	6,732.00	3,366.00	20,471.75
02-04-2016	-	280.50	280.50	280.50	140.25	981.75	5,741.00	6,100.38	6,732.00	3,366.00	21,939.38
03-04-2016	-	248.65	248.29	248.29	124.24	869.46	5,904.50	5,197.50	5,804.38	2,981.69	19,888.06
04-04-2016	-	137.00	137.00	137.00	69.00	480.00	3,288.00	3,192.25	3,288.00	1,656.00	11,424.25
05-04-2016	-	137.00	137.00	137.00	69.00	480.00	3,288.00	3,288.00	3,288.00	1,656.00	11,520.00
06-04-2016	-	199.68	199.68	199.68	99.86	698.90	4,792.25	4,015.00	4,704.25	2,396.00	15,907.50
07-04-2016	-	280.50	280.50	280.50	140.25	981.75	6,502.00	6,264.75	6,634.63	3,366.00	22,767.38
08-04-2016	-	280.50	280.50	280.50	140.25	981.75	6,732.00	5,674.88	6,292.75	3,366.00	22,065.63
09-04-2016	-	280.50	280.50	280.50	140.25	981.75	6,732.00	5,482.50	5,995.25	3,366.00	21,575.75
10-04-2016	-	280.50	280.50	280.50	140.25	981.75	6,732.00	3,655.25	6,209.75	3,366.00	19,963.00
11-04-2016	-	280.50	280.50	280.50	140.25	981.75	6,732.00	3,546.50	6,209.75	3,366.00	19,854.25
12-04-2016	-	280.50	280.50	280.50	140.25	981.75	6,458.13	5,739.00	6,255.25	3,366.00	21,818.38
13-04-2016	-	280.50	280.50	280.50	140.25	981.75	6,725.63	4,903.63	6,253.63	3,366.00	21,248.88
14-04-2016	-	280.50	280.50	280.50	140.25	981.75	6,725.63	6,358.75	6,230.63	3,366.00	22,681.00
15-04-2016	-	280.50	280.50	280.50	140.25	981.75	6,725.63	4,678.00	6,650.50	3,366.00	21,420.13
16-04-2016	-	280.50	280.50	280.50	140.25	981.75	6,706.13	4,730.88	6,623.00	3,366.00	21,426.00
17-04-2016	-	280.50	280.50	280.50	140.25	981.75	6,725.63	4,085.25	6,426.63	3,366.00	20,603.50
18-04-2016	-	280.50	280.50	280.50	140.25	981.75	6,204.25	3,756.88	6,341.25	3,366.00	19,668.38
19-04-2016	-	280.50	280.50	280.50	140.25	981.75	6,715.50	3,152.38	6,457.25	3,366.00	19,691.13
20-04-2016	-	280.50	280.50	280.50	140.25	981.75	6,508.88	3,439.25	6,376.75	3,366.00	19,690.88
21-04-2016	-	280.50	280.50	280.50	140.25	981.75	6,450.00	3,921.63	6,376.75	3,366.00	20,114.38
22-04-2016	-	280.50	280.50	280.50	140.25	981.75	6,725.63	3,363.75	6,314.13	3,366.00	19,769.50
23-04-2016	-	280.50	280.50	280.50	140.25	981.75	6,725.63	2,859.25	6,230.63	3,366.00	19,181.50
24-04-2016	-	280.50	280.50	280.50	140.25	981.75	6,450.25	3,651.63	6,183.13	3,366.00	19,651.00
25-04-2016	-	280.50	280.50	280.50	140.25	981.75	6,303.75	5,135.75	6,290.63	3,366.00	21,096.13
26-04-2016	-	280.50	280.50	280.50	140.25	981.75	6,732.00	4,517.88	6,370.88	3,366.00	20,986.75
27-04-2016	-	280.50	280.50	280.50	140.25	981.75	6,732.00	4,353.88	6,347.38	3,366.00	20,799.25
28-04-2016	-	280.50	280.50	280.50	140.25	981.75	6,732.00	6,120.50	6,469.75	3,366.00	22,688.25
29-04-2016	-	265.81	265.81	265.97	132.52	930.10	6,379.38	6,218.13	5,998.00	3,180.38	21,775.88
30-04-2016	-	274.18	274.31	273.81	137.03	959.34	6,301.80	6,003.42	6,571.49	3,288.78	22,165.48
		266.5	266.5	266.5	133.3		1,85,900.8	1,39,351.3	1,82,658.4	95,942.8	6,03,853.3
Availability %		94.24%	94.24%	94.24%	94.26%						6,03,853.30

*Jaydev Banerjee 10/5/18*  
Member Secretary

## EASTERN REGIONAL POWER COMMITTEE::KOLKATA

Station Name: **Maithon Power Limited**

Installed Capacity = 1050 MW

Auxiliary Consumption = 5.75%

REGIONAL ENERGY ACCOUNTING FOR THE MONTH OF MAY-16

	Untied Capacity	DC (In MW)					Agreed Schedules (MWh)				
Date	MW	WBSEDCL	DVC	TPDDL	KSEBL	Total	WBSEDCL	DVC	TPDDL	KSEBL	Total
01-05-2016	-	280.50	280.50	280.50	140.25	981.75	6,677.50	3,846.25	6,590.00	3,366.00	20,479.75
02-05-2016	-	280.50	280.50	280.50	140.25	981.75	5,953.88	3,866.25	6,732.00	3,366.00	19,918.13
03-05-2016	-	280.50	280.50	280.50	140.25	981.75	6,618.00	3,389.25	6,732.00	3,366.00	20,105.25
04-05-2016	-	280.50	280.50	280.50	140.25	981.75	5,601.50	2,238.00	6,732.00	3,366.00	17,937.50
05-05-2016	-	280.50	280.50	280.50	140.25	981.75	5,539.63	3,270.25	5,789.75	3,366.00	17,965.63
06-05-2016	-	280.50	280.50	280.50	140.25	981.75	6,512.13	3,473.50	5,865.13	3,366.00	19,216.75
07-05-2016	-	280.50	280.50	280.50	140.25	981.75	6,118.38	3,577.00	5,654.50	3,366.00	18,715.88
08-05-2016	-	280.50	280.50	280.50	140.25	981.75	4,933.25	2,753.50	6,093.38	3,366.00	17,146.13
09-05-2016	-	280.50	280.50	280.50	140.25	981.75	6,491.13	2,805.00	5,623.75	3,366.00	18,285.88
10-05-2016	-	280.50	280.50	280.50	140.25	981.75	6,732.00	2,817.00	6,349.88	3,366.00	19,264.88
11-05-2016	-	280.50	280.50	280.50	140.25	981.75	5,963.00	4,361.88	5,400.63	3,366.00	19,091.50
12-05-2016	-	232.00	232.00	236.55	117.85	818.39	5,507.00	5,011.00	4,644.50	2,828.31	17,990.81
13-05-2016	-	138.00	138.00	138.00	69.00	483.00	1,851.00	3,009.75	3,312.00	1,656.00	9,828.75
14-05-2016	-	140.00	140.00	140.00	70.00	490.00	2,032.75	2,799.25	2,663.25	1,680.00	9,175.25
15-05-2016	-	155.96	155.96	155.82	77.97	545.71	2,620.75	3,202.25	3,014.50	1,871.25	10,708.75
16-05-2016	-	270.90	270.90	270.90	135.20	947.90	4,303.88	5,099.38	5,271.25	3,244.81	17,919.31
17-05-2016	-	280.50	280.50	280.50	140.25	981.75	5,157.75	5,167.00	5,976.25	3,366.00	19,667.00
18-05-2016	-	280.50	280.50	280.50	140.25	981.75	4,167.00	4,134.50	6,214.00	3,366.00	17,881.50
19-05-2016	-	280.50	280.50	280.50	140.25	981.75	4,521.50	4,427.38	6,209.63	3,366.00	18,524.50
20-05-2016	-	280.50	280.50	280.50	140.25	981.75	3,446.63	4,801.63	6,244.38	3,366.00	17,858.63
21-05-2016	-	280.50	280.50	280.50	140.25	981.75	3,455.88	4,705.88	6,273.38	3,366.00	17,801.13
22-05-2016	-	280.50	280.50	280.50	140.25	981.75	4,929.75	3,959.75	5,483.25	3,366.00	17,738.75
23-05-2016	-	280.50	280.50	280.50	140.25	981.75	6,411.00	3,260.63	5,265.25	3,366.00	18,302.88
24-05-2016	-	280.50	280.50	280.50	140.25	981.75	4,519.63	4,501.00	5,492.00	3,366.00	17,878.63
25-05-2016	-	280.50	280.50	280.50	140.25	981.75	4,657.13	4,505.50	6,038.38	3,366.00	18,567.00
26-05-2016	-	280.50	280.50	280.50	140.25	981.75	6,191.63	4,360.63	6,146.00	3,366.00	20,064.25
27-05-2016	-	280.50	280.50	280.50	140.25	981.75	6,732.00	5,134.25	6,358.75	3,366.00	21,591.00
28-05-2016	-	280.50	280.50	280.50	140.25	981.75	6,732.00	5,570.63	5,973.00	3,366.00	21,641.63
29-05-2016	-	280.50	280.50	280.50	140.25	981.75	5,574.50	4,356.25	5,347.88	3,366.00	18,644.63
30-05-2016	-	280.50	280.50	280.50	140.25	981.75	6,625.88	4,754.63	5,311.88	3,366.00	20,058.38
31-05-2016	-	280.50	280.50	280.50	140.25	981.75	6,725.63	5,368.50	5,909.75	3,366.00	21,369.88
		265.5	265.5	265.6	132.8		1,63,303.6	1,24,527.6	1,74,712.3	98,796.4	5,61,339.9
Availability %		93.89%	93.89%	93.94%	93.93%						5,61,339.9



Member Secretary

## EASTERN REGIONAL POWER COMMITTEE::KOLKATA

Station Name: **Maithon Power Limited**

Installed Capacity = 1050 MW

Auxiliary Consumption = 5.75%

REGIONAL ENERGY ACCOUNTING FOR THE MONTH OF JUNE-16

Date	Untied Capacity		DC (In MW)					Agreed Schedules (MWh)					
	MW	WBSEDCL	DVC	TPDDL	KSEBL	KSEBL-MT	Total	WBSEDCL	DVC	TPDDL	KSEBL	KSEBL-MT	Total
01-06-2016	-	280.50	158.50	280.50	140.25	122.00	981.75	5,829.38	3,015.25	6,178.50	3,366.00	2,928.00	21,317.13
02-06-2016	-	280.50	158.50	280.50	140.25	122.00	981.75	6,732.00	3,804.00	6,338.00	3,366.00	2,928.00	23,168.00
03-06-2016	-	280.50	158.50	280.50	140.25	122.00	981.75	6,732.00	2,693.63	6,138.63	3,366.00	2,928.00	21,858.25
04-06-2016	-	280.50	158.50	280.50	140.25	122.00	981.75	6,732.00	3,616.63	6,175.63	3,366.00	2,928.00	22,818.25
05-06-2016	-	280.50	158.50	280.50	140.25	122.00	981.75	6,732.00	919.00	5,935.63	3,366.00	2,928.00	19,880.63
06-06-2016	-	280.50	158.50	280.50	140.25	122.00	981.75	6,732.00	2,172.38	6,110.38	3,366.00	2,928.00	21,308.75
07-06-2016	-	280.50	158.50	280.50	140.25	122.00	981.75	6,732.00	1,198.50	6,111.63	3,366.00	2,928.00	20,336.13
08-06-2016	-	280.50	158.50	280.50	140.25	122.00	981.75	6,732.00	1,247.25	6,020.13	3,366.00	2,928.00	20,293.38
09-06-2016	-	280.50	158.50	280.50	140.25	122.00	981.75	6,732.00	992.75	5,437.38	3,366.00	2,928.00	19,456.13
10-06-2016	-	280.50	158.50	280.50	140.25	122.00	981.75	6,732.00	1,065.00	6,096.13	3,366.00	2,119.75	19,378.88
11-06-2016	-	280.50	158.50	280.50	140.25	122.00	981.75	6,732.00	1,202.25	4,737.75	3,366.00	2,928.00	18,966.00
12-06-2016	-	280.50	158.50	280.50	140.25	122.00	981.75	6,732.00	1,574.88	4,494.25	3,366.00	2,928.00	19,095.13
13-06-2016	-	280.50	158.50	280.50	140.25	122.00	981.75	4,793.25	1,761.88	5,708.13	3,366.00	2,928.00	18,557.25
14-06-2016	-	280.50	158.50	280.50	140.25	122.00	981.75	5,170.13	1,747.50	4,741.25	3,366.00	2,928.00	17,952.88
15-06-2016	-	259.65	143.34	258.17	128.31	111.61	901.09	5,292.75	1,731.25	6,103.75	3,079.50	2,678.75	18,886.00
16-06-2016	-	137.61	77.60	137.61	68.60	59.59	481.03	3,302.75	1,021.50	3,302.75	1,646.50	1,430.25	10,703.75
17-06-2016	-	140.00	79.00	140.00	70.00	61.00	490.00	3,360.00	444.50	3,200.00	1,680.00	1,464.00	10,148.50
18-06-2016	-	140.00	79.00	140.00	70.00	61.00	490.00	2,795.00	752.50	3,360.00	1,680.00	1,464.00	10,051.50
19-06-2016	-	140.00	79.00	140.00	70.00	61.00	490.00	2,957.50	781.50	3,360.00	1,680.00	1,464.00	10,243.00
20-06-2016	-	246.69	139.34	245.93	122.57	106.73	861.26	5,920.63	1,478.25	5,466.75	2,941.69	2,561.50	18,368.81
21-06-2016	-	280.50	158.50	280.50	140.25	122.00	981.75	6,732.00	2,724.00	6,124.75	3,366.00	2,928.00	21,874.75
22-06-2016	-	280.50	158.50	280.50	140.25	122.00	981.75	6,732.00	1,588.75	5,636.63	3,366.00	2,640.00	19,963.38
23-06-2016	-	280.50	158.50	280.50	140.25	122.00	981.75	6,732.00	2,376.25	5,826.00	3,366.00	2,928.00	21,228.25
24-06-2016	-	280.50	158.50	280.50	140.25	122.00	981.75	6,732.00	1,593.00	6,273.38	3,366.00	2,928.00	20,892.38
25-06-2016	-	280.50	158.50	280.50	140.25	122.00	981.75	6,732.00	2,197.00	6,611.00	3,366.00	2,928.00	21,834.00
26-06-2016	-	280.50	158.50	280.50	140.25	122.00	981.75	6,732.00	1,820.88	5,905.63	3,366.00	2,928.00	20,752.50
27-06-2016	-	280.50	158.50	280.50	140.25	122.00	981.75	6,295.75	1,648.25	6,143.00	3,366.00	2,928.00	20,381.00
28-06-2016	-	280.50	158.50	280.50	140.25	122.00	981.75	5,879.13	2,003.50	5,397.75	3,366.00	2,928.00	19,574.38
29-06-2016	-	280.50	158.50	280.50	140.25	122.00	981.75	6,675.13	2,234.50	5,525.88	3,366.00	2,928.00	20,729.50
30-06-2016	-	280.50	158.50	280.50	140.25	122.00	981.75	6,732.00	2,564.00	6,249.75	2,809.88	2,928.00	21,283.63
		259.9	146.7	259.8	129.8	113.0		1,79,447.4	53,970.5	1,64,710.4	92,935.6	80,238.3	5,71,302.1
Availability %		91.91%	91.82%	91.88%	91.85%	91.86%							



Member Secretary

## EASTERN REGIONAL POWER COMMITTEE::KOLKATA

Station Name: **Maithon Power Limited**

Installed Capacity = 1050 MW

Auxiliary Consumption = 5.75%

REGIONAL ENERGY ACCOUNTING FOR THE MONTH OF JULY-16

Date	Untied Capacity MW	DC (In MW)						Agreed Schedules (MWh)					
		WBSEDCL	DVC	TPDDL	KSEBL	KSEBL-MT	Total	WBSEDCL	DVC	TPDDL	KSEBL	KSEBL-MT	Total
01-07-2016	-	280.50	158.50	280.50	140.25	122.00	981.75	6,732.00	2,138.25	6,463.13	3,366.00	2,928.00	21,627.38
02-07-2016	-	280.50	158.50	280.50	140.25	122.00	981.75	6,732.00	717.50	4,706.38	3,366.00	2,928.00	18,449.88
03-07-2016	-	280.50	158.50	280.50	140.25	122.00	981.75	4,942.88	1,516.50	4,728.00	3,366.00	2,928.00	17,481.38
04-07-2016	-	280.50	158.50	280.50	140.25	122.00	981.75	6,686.50	1,579.00	5,031.00	3,366.00	2,928.00	19,590.50
05-07-2016	-	280.50	158.50	280.50	140.25	122.00	981.75	6,463.50	1,520.00	6,000.63	3,366.00	2,928.00	20,278.13
06-07-2016	-	280.50	158.50	280.50	140.25	122.00	981.75	6,379.50	1,969.13	6,254.88	3,366.00	2,928.00	20,897.50
07-07-2016	-	280.50	158.50	280.50	140.25	122.00	981.75	6,601.00	2,235.63	4,988.50	3,366.00	2,928.00	20,119.13
08-07-2016	-	280.50	158.50	280.50	140.25	122.00	981.75	6,242.75	3,652.38	5,183.88	3,366.00	2,928.00	21,373.00
09-07-2016	-	280.50	158.50	280.50	140.25	122.00	981.75	5,671.00	2,725.25	4,502.25	3,366.00	2,928.00	19,192.50
10-07-2016	-	280.50	158.50	280.50	140.25	122.00	981.75	6,064.00	1,123.50	4,908.50	3,126.69	2,928.00	18,150.69
11-07-2016	-	280.50	158.50	280.50	140.25	122.00	981.75	6,367.63	899.50	6,477.75	2,804.88	2,928.00	19,477.75
12-07-2016	-	280.50	158.50	280.50	140.25	122.00	981.75	6,732.00	1,942.50	6,017.25	2,875.00	2,928.00	20,494.75
13-07-2016	-	280.50	158.50	280.50	140.25	122.00	981.75	6,732.00	1,968.13	4,934.63	2,965.13	2,928.00	19,527.88
14-07-2016	-	280.50	158.50	280.50	140.25	122.00	981.75	6,732.00	1,493.25	5,880.00	3,366.00	2,928.00	20,399.25
15-07-2016	-	280.50	158.50	280.50	140.25	122.00	981.75	6,732.00	1,824.00	4,792.75	3,366.00	2,928.00	19,642.75
16-07-2016	-	280.50	158.50	280.50	140.25	122.00	981.75	6,732.00	1,496.38	4,609.50	3,366.00	2,928.00	19,131.88
17-07-2016	-	280.50	158.50	280.50	140.25	122.00	981.75	6,732.00	868.25	4,297.00	3,366.00	2,928.00	18,191.25
18-07-2016	-	280.50	158.50	280.50	140.25	122.00	981.75	6,732.00	558.75	5,635.38	3,366.00	2,928.00	19,220.13
19-07-2016	-	280.50	158.50	280.50	140.25	122.00	981.75	6,732.00	1,150.00	5,903.38	3,366.00	2,928.00	20,079.38
20-07-2016	-	280.50	158.50	280.50	140.25	122.00	981.75	6,732.00	1,353.50	4,907.50	3,366.00	2,928.00	19,287.00
21-07-2016	-	280.50	158.50	280.50	140.25	122.00	981.75	6,732.00	1,603.75	5,031.00	3,366.00	2,928.00	19,660.75
22-07-2016	-	280.50	158.50	280.50	140.25	122.00	981.75	6,732.00	1,504.50	4,752.75	3,366.00	2,928.00	19,283.25
23-07-2016	-	280.50	158.50	280.50	140.25	122.00	981.75	6,732.00	1,160.88	4,957.13	3,366.00	2,928.00	19,144.00
24-07-2016	-	280.50	158.50	280.50	140.25	122.00	981.75	6,732.00	648.75	5,051.88	3,366.00	2,928.00	18,726.63
25-07-2016	-	280.50	158.50	280.50	140.25	122.00	981.75	6,732.00	2,003.13	4,769.50	3,366.00	2,928.00	19,798.63
26-07-2016	-	280.50	158.50	280.50	140.25	122.00	981.75	6,611.38	2,822.38	5,179.00	3,366.00	2,928.00	20,906.75
27-07-2016	-	280.50	158.50	280.50	140.25	122.00	981.75	6,489.63	1,519.63	4,997.88	3,366.00	2,928.00	19,301.13
28-07-2016	-	280.50	158.50	280.50	140.25	122.00	981.75	6,732.00	1,055.88	4,393.75	3,366.00	2,928.00	18,475.63
29-07-2016	-	280.50	158.50	280.50	140.25	122.00	981.75	6,732.00	933.38	4,728.00	3,366.00	2,928.00	18,687.38
30-07-2016	-	280.50	158.50	280.50	140.25	122.00	981.75	6,732.00	1,986.75	4,368.00	3,366.00	2,928.00	19,380.75
31-07-2016	-	280.50	158.50	280.50	140.25	122.00	981.75	6,732.00	995.00	4,385.00	3,366.00	2,928.00	18,406.00
		<b>280.5</b>	<b>158.5</b>	<b>280.5</b>	<b>140.3</b>	<b>122.0</b>		<b>2,03,159.8</b>	<b>48,965.4</b>	<b>1,58,836.1</b>	<b>1,02,653.7</b>	<b>90,768.0</b>	<b>6,04,382.9</b>
Availability %		99.20%	99.20%	99.20%	99.20%	99.21%							6,04,382.9

*Jaydev Ranjan 10/5/16*

Member Secretary

## EASTERN REGIONAL POWER COMMITTEE::KOLKATA

Station Name: **Maithon Power Limited**

Installed Capacity = 1050 MW

Auxiliary Consumption = 5.75%

REGIONAL ENERGY ACCOUNTING FOR THE MONTH OF AUGUST-16

Date	Untied Capacity	DC (In MW)						Agreed Schedules (MWh)					
	MW	WBSEDCL	DVC	TPDDL	KSEBL	KSEBL-MT	Total	WBSEDCL	DVC	TPDDL	KSEBL	KSEBL-MT	Total
01-08-2016	-	280.50	158.50	280.50	140.25	122.00	981.75	6,732.00	438.00	4,728.00	3,366.00	2,928.00	18,192.00
02-08-2016	-	280.50	158.50	280.50	140.25	122.00	981.75	5,139.00	1,626.38	5,181.88	3,366.00	2,928.00	18,241.25
03-08-2016	-	280.50	158.50	280.50	140.25	122.00	981.75	6,559.13	1,351.00	4,922.38	3,366.00	2,928.00	19,126.50
04-08-2016	-	280.50	158.50	280.50	140.25	122.00	981.75	6,732.00	1,486.63	4,770.88	3,366.00	2,928.00	19,283.50
05-08-2016	-	280.50	158.50	280.50	140.25	122.00	981.75	6,732.00	1,206.25	5,462.75	3,366.00	2,928.00	19,695.00
06-08-2016	-	275.99	155.96	275.99	137.99	120.04	965.97	6,623.75	2,331.63	4,692.75	3,311.88	2,881.00	19,841.00
07-08-2016	-	140.25	79.00	140.00	70.00	61.00	490.25	3,366.00	1,137.00	3,360.00	1,680.00	1,464.00	11,007.00
08-08-2016	-	139.12	78.36	139.12	69.63	60.64	486.86	3,338.88	1,144.00	3,160.31	1,671.00	1,455.25	10,769.44
09-08-2016	-	238.26	133.96	238.26	119.14	103.69	833.31	5,652.50	1,678.88	4,390.88	2,859.38	2,488.50	17,070.13
10-08-2016	-	280.50	158.50	280.50	140.25	122.00	981.75	6,021.50	2,161.50	4,228.75	3,366.00	2,928.00	18,705.75
11-08-2016	-	280.50	158.50	280.50	140.25	122.00	981.75	5,985.88	1,375.63	4,728.00	3,366.00	2,928.00	18,383.50
12-08-2016	-	280.50	158.50	280.50	140.25	122.00	981.75	6,732.00	645.00	4,700.00	3,366.00	2,928.00	18,371.00
13-08-2016	-	280.50	158.50	280.50	140.25	122.00	981.75	6,732.00	3,515.00	4,728.00	3,366.00	2,928.00	21,269.00
14-08-2016	-	280.50	158.50	280.50	140.25	122.00	981.75	6,732.00	3,615.13	4,184.50	3,366.00	2,928.00	20,825.63
15-08-2016	-	280.50	158.50	280.50	140.25	122.00	981.75	6,732.00	2,334.38	4,100.25	3,366.00	2,928.00	19,460.63
16-08-2016	-	280.50	158.50	280.50	140.25	122.00	981.75	6,732.00	2,464.88	4,568.75	3,366.00	2,928.00	20,059.63
17-08-2016	-	280.50	158.50	280.50	140.25	122.00	981.75	6,564.75	2,404.00	4,057.75	3,366.00	2,928.00	19,320.50
18-08-2016	-	280.50	158.50	280.50	140.25	122.00	981.75	5,211.38	1,760.00	4,698.00	3,366.00	2,928.00	17,963.38
19-08-2016	-	280.50	158.50	280.50	140.25	122.00	981.75	6,732.00	3,230.88	4,704.88	3,366.00	2,928.00	20,961.75
20-08-2016	-	280.50	158.50	280.50	140.25	122.00	981.75	6,732.00	2,288.63	5,814.63	3,366.00	2,928.00	21,129.25
21-08-2016	-	280.50	158.50	280.50	140.25	122.00	981.75	6,732.00	2,340.25	4,489.00	3,366.00	2,928.00	19,855.25
22-08-2016	-	280.50	158.50	280.50	140.25	122.00	981.75	5,277.50	2,032.00	4,817.25	3,366.00	2,928.00	18,420.75
23-08-2016	-	280.50	158.50	280.50	140.25	122.00	981.75	6,732.00	2,616.63	5,800.75	3,366.00	2,928.00	21,443.38
24-08-2016	-	280.50	158.50	280.50	140.25	122.00	981.75	6,732.00	3,796.88	5,913.38	3,366.00	2,928.00	22,736.25
25-08-2016	-	257.54	145.52	257.54	128.78	112.01	901.39	6,181.00	1,894.13	4,299.75	3,090.63	2,688.25	18,153.75
26-08-2016	-	138.00	78.00	138.00	69.00	60.00	483.00	3,312.00	1,716.00	3,312.00	1,656.00	1,440.00	11,436.00
27-08-2016	-	138.74	78.38	138.74	69.39	60.36	485.61	3,329.76	1,020.46	2,421.77	1,665.36	1,448.64	9,885.98
28-08-2016	-	139.00	79.00	139.00	70.00	61.00	488.00	3,336.00	1,093.75	2,771.00	1,680.00	1,464.00	10,344.75
29-08-2016	-	139.00	79.00	139.00	70.00	61.00	488.00	3,336.00	1,741.50	2,330.75	1,680.00	1,464.00	10,552.25
30-08-2016	-	140.00	79.00	140.00	70.00	61.00	490.00	3,360.00	1,252.50	2,376.00	1,680.00	1,464.00	10,132.50
31-08-2016	-	140.00	79.00	140.00	70.00	61.00	490.00	3,360.00	915.50	2,633.75	1,680.00	1,464.00	10,053.25
		<b>241.8</b>	<b>136.6</b>	<b>241.8</b>	<b>120.9</b>	<b>105.2</b>		<b>1,73,471.0</b>	<b>58,614.3</b>	<b>1,32,348.7</b>	<b>89,974.2</b>	<b>78,281.6</b>	<b>5,32,689.9</b>
Availability %		85.52%	85.51%	85.52%	85.54%	85.56%							5,32,689.9



Member Secretary

## EASTERN REGIONAL POWER COMMITTEE::KOLKATA

Station Name: **Maithon Power Limited**

Installed Capacity = 1050 MW

Auxiliary Consumption = 5.75%

REGIONAL ENERGY ACCOUNTING FOR THE MONTH OF SEPTEMBER-16

Date	Untied Capacity	DC (In MW)						Agreed Schedules (MWh)					
	MW	WBSEDCL	DVC	TPDDL	KSEBL	KSEBL-MT	Total	WBSEDCL	DVC	TPDDL	KSEBL	KSEBL-MT	Total
01-09-2016	19.52	140.25	70.12	140.25	70.12	61.00	481.74	3,366.00	550.45	2,376.00	1,682.88	1,464.00	9,439.33
02-09-2016	19.52	140.25	70.12	140.25	70.12	61.00	481.74	3,366.00	191.25	2,512.00	1,682.88	1,464.00	9,216.13
03-09-2016	19.52	140.25	70.12	140.25	70.12	61.00	481.74	3,366.00	1,570.82	2,650.81	1,682.88	1,464.00	10,734.51
04-09-2016	19.52	140.25	70.12	140.25	70.12	61.00	481.74	3,366.00	1,366.59	2,954.75	1,682.88	1,464.00	10,834.22
05-09-2016	19.52	140.25	70.12	140.25	70.12	61.00	481.74	3,366.00	1,084.00	3,131.69	1,682.88	1,464.00	10,728.57
06-09-2016	19.52	87.04	42.15	88.50	43.61	37.82	299.13	2,048.94	1,011.51	2,064.81	1,043.69	907.75	7,076.70
07-09-2016	19.52	140.25	70.12	140.25	70.12	61.00	481.74	3,139.69	1,490.06	3,162.31	1,682.88	1,464.00	10,938.94
08-09-2016	19.52	140.25	70.12	140.25	70.12	61.00	481.74	3,366.00	1,369.90	3,362.50	1,682.88	1,464.00	11,245.28
09-09-2016	19.52	140.25	70.12	140.25	70.12	61.00	481.74	3,366.00	1,575.96	2,887.50	1,682.88	1,464.00	10,976.34
10-09-2016	19.52	28.16	13.59	27.18	14.07	12.24	95.24	675.75	236.62	649.25	337.73	293.75	2,193.10
11-09-2016	19.52	-	-	-	-	-	-	-	-	-	-	-	-
12-09-2016	19.52	107.62	53.91	107.62	53.87	46.74	369.75	2,582.81	1,293.72	2,582.81	1,292.97	1,121.75	8,874.07
13-09-2016	19.52	140.25	70.12	140.25	70.12	61.00	481.74	3,308.06	1,576.01	3,366.00	1,682.88	1,464.00	11,396.95
14-09-2016	19.52	140.25	70.12	140.25	70.12	61.00	481.74	3,366.00	1,635.48	3,316.13	1,682.88	1,464.00	11,464.49
15-09-2016	19.52	140.25	70.12	140.25	70.12	61.00	481.74	3,366.00	1,682.88	3,366.00	1,682.88	1,464.00	11,561.76
16-09-2016	19.52	140.25	70.12	140.25	70.12	61.00	481.74	3,366.00	1,442.23	3,246.25	1,682.88	1,464.00	11,201.36
17-09-2016	19.52	140.25	70.12	140.25	70.12	61.00	481.74	3,153.25	1,353.15	3,256.63	1,682.88	1,464.00	10,909.91
18-09-2016	19.52	140.25	70.12	140.25	70.12	61.00	481.74	3,329.94	1,322.71	3,070.50	1,682.88	1,464.00	10,870.03
19-09-2016	19.52	140.25	70.12	140.25	70.12	61.00	481.74	3,366.00	1,328.19	3,261.19	1,682.88	1,464.00	11,102.26
20-09-2016	19.52	140.25	70.12	140.25	70.12	61.00	481.74	3,366.00	1,122.85	2,947.19	1,682.88	1,464.00	10,582.92
21-09-2016	19.52	140.25	70.12	140.25	70.12	61.00	481.74	3,366.00	1,140.88	3,349.50	1,682.88	1,464.00	11,003.26
22-09-2016	19.52	140.25	70.12	140.25	70.12	61.00	481.74	3,366.00	1,396.73	3,366.00	1,682.88	1,464.00	11,275.61
23-09-2016	19.52	140.25	70.12	140.25	70.12	61.00	481.74	3,366.00	1,682.88	3,270.50	1,682.88	1,464.00	11,466.26
24-09-2016	19.52	142.91	71.45	142.91	71.45	62.16	490.89	3,402.88	1,714.86	3,084.94	1,714.86	1,491.75	11,409.28
25-09-2016	19.52	230.92	115.65	230.84	115.65	100.59	793.65	4,793.75	2,280.25	5,540.25	2,775.50	2,414.25	17,804.00
26-09-2016	19.52	269.03	134.54	269.03	134.70	117.31	924.61	6,456.63	1,937.89	6,130.38	3,232.88	2,815.50	20,573.27
27-09-2016	19.52	271.22	135.61	271.22	135.61	118.06	931.72	6,509.25	2,479.50	6,448.50	3,254.63	2,833.50	21,525.38
28-09-2016	19.52	280.50	140.25	280.50	140.25	122.00	963.50	6,732.00	3,272.63	6,732.00	3,366.00	2,928.00	23,030.63
29-09-2016	19.52	280.50	140.25	280.50	140.25	122.00	963.50	6,732.00	2,402.25	6,732.00	3,366.00	2,928.00	22,160.25
30-09-2016	19.52	280.50	140.25	280.50	140.25	122.00	963.50	6,732.00	2,458.63	6,732.00	3,366.00	2,928.00	22,216.63
01-10-2016													
		154.8	77.3	154.8	77.4	67.3		1,10,086.9	43,970.9	1,05,550.4	55,725.0	48,478.3	3,63,811.4
Availability %		54.74%	54.70%	54.74%	54.75%	54.75%							3,63,811.4

*Jayesh Ranjani 10/5/18*  
Member Secretary

## EASTERN REGIONAL POWER COMMITTEE::KOLKATA

Station Name: **Maithon Power Limited**

Installed Capacity = 1050 MW

Auxiliary Consumption = 5.75%

REGIONAL ENERGY ACCOUNTING FOR THE MONTH OF OCTOBER-16

Date	Untied Capacity	DC (In MW)						Agreed Schedules (MWh)					
	MW	WBSEDCL	DVC	TPDDL	KSEBL	KSEBL-MT	Total	WBSEDCL	DVC	TPDDL	KSEBL	KSEBL-MT	Total
01-10-2016	19.52	280.50	140.25	280.50	140.25	122.00	963.50	6,732.00	2,704.00	6,732.00	3,366.00	2,928.00	22,462.00
02-10-2016	19.52	267.91	133.96	267.91	133.96	116.35	920.08	6,181.13	2,362.88	6,294.88	3,215.00	2,792.50	20,846.38
03-10-2016	19.52	280.50	140.25	280.50	140.25	122.00	963.50	6,732.00	2,613.38	5,043.00	3,366.00	2,928.00	20,682.38
04-10-2016	19.52	280.50	140.25	280.50	140.25	122.00	963.50	6,732.00	3,106.63	5,771.00	3,366.00	2,928.00	21,903.63
05-10-2016	19.52	280.50	140.25	280.50	140.25	122.00	963.50	5,819.75	3,366.00	6,517.38	3,366.00	2,928.00	21,997.13
06-10-2016	19.52	280.50	140.25	280.50	140.25	122.00	963.50	6,188.00	2,119.50	6,648.13	3,366.00	2,928.00	21,249.63
07-10-2016	19.52	280.50	140.25	280.50	140.25	122.00	963.50	6,331.00	2,025.50	6,732.00	3,366.00	2,928.00	21,382.50
08-10-2016	19.52	280.50	140.25	280.50	140.25	122.00	963.50	4,027.00	1,443.00	6,732.00	3,366.00	2,928.00	18,496.00
09-10-2016	19.52	280.50	140.25	280.50	140.25	122.00	963.50	4,236.00	1,974.81	5,759.25	3,366.00	2,928.00	18,264.06
10-10-2016	19.52	280.50	140.25	280.50	140.25	122.00	963.50	3,720.63	1,683.75	5,574.63	3,366.00	2,928.00	17,273.00
11-10-2016	19.52	280.50	140.25	280.50	140.25	122.00	963.50	5,272.50	1,229.25	4,915.00	3,366.00	2,928.00	17,710.75
12-10-2016	19.52	280.50	140.25	280.50	140.25	122.00	963.50	6,096.00	1,618.75	5,239.88	3,366.00	2,928.00	19,248.63
13-10-2016	19.52	280.50	140.25	280.50	140.25	122.00	963.50	6,489.00	2,330.81	6,084.63	3,366.00	2,928.00	21,198.44
14-10-2016	19.52	280.50	140.25	280.50	140.25	122.00	963.50	5,154.00	3,091.50	6,130.38	3,366.00	2,928.00	20,669.88
15-10-2016	19.52	280.50	158.50	280.50	140.25	122.00	981.75	5,602.00	1,952.88	4,972.25	3,366.00	2,928.00	18,821.13
16-10-2016	19.52	280.50	158.50	280.50	140.25	122.00	981.75	4,883.50	2,864.25	4,873.88	3,366.00	2,928.00	18,915.63
17-10-2016	19.52	280.50	158.50	280.50	140.25	122.00	981.75	6,101.75	3,110.00	5,878.63	3,366.00	2,928.00	21,384.38
18-10-2016	19.52	280.50	140.25	280.50	140.25	122.00	963.50	6,732.00	1,626.00	5,963.50	3,366.00	1,921.50	19,609.00
19-10-2016	19.52	280.50	140.25	280.50	140.25	122.00	963.50	6,732.00	2,148.38	6,437.88	3,366.00	2,928.00	21,612.25
20-10-2016	19.52	235.32	117.21	234.83	117.63	102.63	807.61	5,647.63	1,502.69	5,388.75	2,823.00	2,463.00	17,825.06
21-10-2016	19.52	140.25	70.13	140.25	70.13	61.00	481.76	3,366.00	1,174.16	3,366.00	1,683.12	1,464.00	11,053.28
22-10-2016	19.52	146.44	73.22	146.44	73.22	63.68	502.99	3,514.50	1,561.92	3,298.19	1,757.23	1,528.25	11,660.09
23-10-2016	19.52	261.35	130.65	261.35	130.65	113.66	897.67	6,272.50	2,424.81	5,564.00	3,135.63	2,727.75	20,124.69
24-10-2016	19.52	280.50	140.25	280.50	140.25	122.00	963.50	6,732.00	2,291.13	6,548.25	3,366.00	2,928.00	21,865.38
25-10-2016	19.52	280.50	140.25	280.50	140.25	122.00	963.50	6,732.00	2,386.63	6,732.00	3,366.00	2,928.00	22,144.63
26-10-2016	19.52	280.50	140.25	280.50	140.25	122.00	963.50	6,732.00	2,535.56	6,650.88	3,366.00	2,928.00	22,212.44
27-10-2016	19.52	280.50	140.25	280.50	140.25	122.00	963.50	6,732.00	2,586.63	6,566.75	3,366.00	2,928.00	22,179.38
28-10-2016	19.52	280.50	140.25	280.50	140.25	122.00	963.50	6,732.00	3,293.19	6,543.38	3,366.00	2,928.00	22,862.56
29-10-2016	19.52	280.50	140.25	280.50	140.25	122.00	963.50	6,657.38	3,366.00	6,454.00	3,366.00	2,928.00	22,771.38
30-10-2016	19.52	280.50	140.25	280.50	140.25	122.00	963.50	5,201.38	2,232.88	4,990.75	3,366.00	2,928.00	18,719.00
31-10-2016	19.52	280.50	140.25	280.50	140.25	122.00	963.50	6,325.88	2,501.63	4,515.25	3,366.00	2,928.00	19,636.75
		<b>269.2</b>	<b>136.3</b>	<b>269.2</b>	<b>134.6</b>	<b>117.1</b>		<b>1,80,407.5</b>	<b>71,228.5</b>	<b>1,78,918.4</b>	<b>1,00,130.0</b>	<b>86,097.0</b>	<b>6,16,781.4</b>
Availability %		95.20%	96.44%	95.19%	95.20%	95.20%							6,16,781.4

*Jaydev Banerjee 10/5/18*  
Member Secretary

## EASTERN REGIONAL POWER COMMITTEE::KOLKATA

Station Name: **Maithon Power Limited**

Installed Capacity = 1050 MW

Auxiliary Consumption = 5.75%

REGIONAL ENERGY ACCOUNTING FOR THE MONTH OF NOVEMBER-16

Date	Untied Capacity	DC (In MW)						Agreed Schedules (MWh)					
	MW	WBSEDCL	DVC	TPDDL	KSEBL	KSEBL-MT	Total	WBSEDCL	DVC	TPDDL	KSEBL	KSEBL-MT	Total
01-11-2016	19.52	163.63	81.09	165.09	82.55	71.80	564.15	3,135.19	1,000.51	3,538.44	1,981.13	1,723.25	11,378.51
02-11-2016	19.52	140.25	70.13	140.25	70.13	61.00	481.76	3,366.00	1,471.04	3,057.00	1,683.12	1,464.00	11,041.16
03-11-2016	19.52	140.25	70.13	140.25	70.13	61.00	481.76	3,366.00	1,349.09	3,025.88	1,683.12	1,464.00	10,888.09
04-11-2016	19.52	246.81	123.33	246.81	123.33	107.30	847.59	5,850.50	2,544.38	5,589.56	2,960.01	2,575.25	19,519.69
05-11-2016	19.52	280.50	140.25	280.50	140.25	122.00	963.50	6,724.38	2,387.63	5,887.00	3,366.00	2,928.00	21,293.00
06-11-2016	19.52	280.50	140.25	280.50	140.25	122.00	963.50	5,146.00	1,922.88	5,879.75	3,366.00	2,928.00	19,242.63
07-11-2016	19.52	280.50	140.25	280.50	140.25	122.00	963.50	6,416.75	2,900.56	6,002.63	3,366.00	2,928.00	21,613.94
08-11-2016	19.52	280.50	140.25	280.50	140.25	122.00	963.50	6,732.00	2,804.31	6,073.50	3,366.00	2,928.00	21,903.81
09-11-2016	19.52	280.50	140.25	280.50	140.25	122.00	963.50	6,732.00	2,479.31	5,929.00	3,366.00	2,928.00	21,434.31
10-11-2016	19.52	280.50	140.25	280.50	140.25	122.00	963.50	6,732.00	2,822.50	5,988.00	3,366.00	2,928.00	21,836.50
11-11-2016	19.52	280.50	140.25	280.50	140.25	122.00	963.50	6,732.00	2,509.50	5,934.63	3,366.00	2,928.00	21,470.13
12-11-2016	19.52	280.50	140.25	280.50	140.25	122.00	963.50	6,629.88	2,474.75	4,939.88	3,366.00	2,928.00	20,338.50
13-11-2016	19.52	280.50	140.25	280.50	140.25	122.00	963.50	6,480.50	1,666.63	5,523.50	3,366.00	2,928.00	19,964.63
14-11-2016	19.52	280.50	140.25	280.50	140.25	122.00	963.50	6,686.50	1,577.50	6,181.88	3,366.00	2,928.00	20,739.88
15-11-2016	19.52	280.50	140.25	280.50	140.25	122.00	963.50	6,732.00	1,949.25	5,571.25	3,366.00	2,928.00	20,546.50
16-11-2016	19.52	280.50	140.25	280.50	140.25	122.00	963.50	6,732.00	1,827.75	5,982.88	3,366.00	2,928.00	20,836.63
17-11-2016	19.52	280.50	140.25	280.50	140.25	122.00	963.50	6,140.25	2,060.44	5,771.25	3,366.00	2,928.00	20,265.94
18-11-2016	19.52	280.50	140.25	280.50	140.25	122.00	963.50	4,986.00	2,558.38	6,082.50	3,366.00	2,928.00	19,920.88
19-11-2016	19.52	280.50	140.25	280.50	140.25	122.00	963.50	6,556.88	2,987.25	6,040.00	3,366.00	2,928.00	21,878.13
20-11-2016	19.52	280.50	140.25	280.50	140.25	122.00	963.50	4,886.75	2,913.75	5,919.00	3,366.00	2,928.00	20,013.50
21-11-2016	19.52	280.50	140.25	280.50	140.25	122.00	963.50	6,732.00	2,511.88	5,912.13	3,366.00	2,928.00	21,450.00
22-11-2016	19.52	280.50	140.25	280.50	140.25	122.00	963.50	6,732.00	2,739.00	5,859.25	3,366.00	2,928.00	21,624.25
23-11-2016	19.52	280.50	140.25	280.50	140.25	122.00	963.50	6,732.00	2,707.75	5,883.97	3,366.00	2,928.00	21,617.72
24-11-2016	19.52	280.50	140.25	280.50	140.25	122.00	963.50	6,617.88	2,363.94	6,061.00	3,366.00	2,928.00	21,336.81
25-11-2016	19.52	280.50	140.25	280.50	140.25	122.00	963.50	5,951.13	2,939.75	6,109.50	3,366.00	2,928.00	21,294.38
26-11-2016	19.52	280.50	140.25	280.50	140.25	122.00	963.50	5,590.13	2,818.56	5,985.50	3,366.00	2,928.00	20,688.19
27-11-2016	19.52	263.64	131.66	264.09	131.66	114.56	905.61	6,133.63	2,460.13	5,511.63	3,159.88	2,749.50	20,014.75
28-11-2016	19.52	280.50	140.25	280.50	140.25	122.00	963.50	6,660.00	2,851.50	6,119.88	3,366.00	2,928.00	21,925.38
29-11-2016	19.52	280.50	140.25	280.50	140.25	122.00	963.50	6,541.88	3,001.50	5,796.50	3,366.00	2,928.00	21,633.88
30-11-2016	19.52	280.50	140.25	280.50	140.25	122.00	963.50	6,273.88	2,933.50	6,065.25	3,366.00	2,928.00	21,566.63
		<b>265.6</b>	<b>132.8</b>	<b>265.6</b>	<b>132.8</b>	<b>115.5</b>		<b>1,80,728.1</b>	<b>71,534.9</b>	<b>1,68,222.1</b>	<b>95,617.3</b>	<b>83,176.0</b>	<b>5,99,278.3</b>
Availability %		93.92%	93.90%	93.95%	93.94%	93.94%							5,99,278.3

*Soumitra Ranjani 10/11/18*

Member Secretary



## EASTERN REGIONAL POWER COMMITTEE::KOLKATA

Station Name: **Maithon Power Limited**

Installed Capacity = 1050 MW

Auxiliary Consumption = 5.75%

REGIONAL ENERGY ACCOUNTING FOR THE MONTH OF DECEMBER-16

Date	Untied Capacity	DC (In MW)						Agreed Schedules (MWh)					
	MW	WBSEDCL	DVC	TPDDL	KSEBL	KSEBL-MT	Total	WBSEDCL	DVC	TPDDL	KSEBL	KSEBL-MT	Total
01-12-2016	19.52	280.50	140.25	280.50	140.25	122.00	963.50	6,409.88	2,660.75	5,944.75	3,366.00	2,928.00	21,309.38
02-12-2016	19.52	280.50	140.25	280.50	140.25	122.00	963.50	6,732.00	2,844.31	6,205.63	3,366.00	2,928.00	22,075.94
03-12-2016	19.52	280.50	140.25	280.50	140.25	122.00	963.50	6,305.63	3,001.50	6,127.38	3,366.00	2,928.00	21,728.50
04-12-2016	19.52	280.50	140.25	280.50	140.25	122.00	963.50	6,454.13	2,831.50	5,989.63	3,366.00	2,928.00	21,569.25
05-12-2016	19.52	280.50	140.25	280.50	140.25	122.00	963.50	6,063.63	2,700.81	6,194.25	3,366.00	2,928.00	21,252.69
06-12-2016	19.52	275.70	137.71	275.90	137.71	119.77	946.78	6,321.00	2,767.94	5,838.00	3,304.94	2,874.50	21,106.38
07-12-2016	19.52	277.63	138.85	277.78	138.85	120.78	953.90	5,926.75	2,859.38	6,050.25	3,332.44	2,898.75	21,067.56
08-12-2016	19.52	280.50	140.25	280.50	140.25	122.00	963.50	6,175.88	3,001.50	6,108.88	3,366.00	2,928.00	21,580.25
09-12-2016	19.52	280.50	140.25	280.50	140.25	122.00	963.50	6,070.00	3,003.50	6,103.00	3,366.00	2,928.00	21,470.50
10-12-2016	19.52	245.01	122.61	245.01	122.61	106.39	841.64	4,622.25	2,578.25	5,174.50	2,942.75	2,553.25	17,871.00
11-12-2016	19.52	280.50	140.25	280.50	140.25	122.00	963.50	5,514.50	2,904.00	5,900.75	3,366.00	2,928.00	20,613.25
12-12-2016	19.52	280.50	140.25	280.50	140.25	122.00	963.50	6,014.63	3,001.50	5,864.13	3,366.00	2,928.00	21,174.25
13-12-2016	19.52	242.52	121.22	242.52	121.96	106.11	834.33	5,200.25	2,544.88	5,258.00	2,926.94	2,546.75	18,476.81
14-12-2016	19.52	247.71	123.71	247.71	123.52	107.47	850.12	5,945.13	2,634.00	5,864.50	2,964.38	2,579.25	19,987.26
15-12-2016	19.52	280.50	140.25	280.50	140.25	122.00	963.50	6,719.63	2,878.00	6,231.13	3,366.00	2,928.00	22,122.75
16-12-2016	19.52	280.50	140.25	280.50	140.25	122.00	963.50	6,021.25	3,001.50	5,940.00	3,366.00	2,928.00	21,256.75
17-12-2016	19.52	280.50	140.25	280.50	140.25	122.00	963.50	6,681.13	2,493.00	5,786.50	3,366.00	2,928.00	21,254.63
18-12-2016	19.52	280.50	140.25	280.50	140.25	122.00	963.50	6,732.00	2,221.31	5,300.50	3,366.00	2,928.00	20,547.81
19-12-2016	19.52	280.50	140.25	280.50	140.25	122.00	963.50	6,732.00	3,210.56	5,857.75	3,366.00	2,928.00	22,094.31
20-12-2016	19.52	280.50	140.25	280.50	140.25	122.00	963.50	6,732.00	3,001.25	6,015.88	3,366.00	2,928.00	22,043.13
21-12-2016	19.52	280.50	140.25	280.50	140.25	122.00	963.50	6,732.00	2,596.50	6,089.13	3,366.00	2,928.00	21,711.63
22-12-2016	19.52	280.50	140.25	280.50	140.25	122.00	963.50	6,610.25	2,759.38	6,015.25	3,366.00	2,928.00	21,678.88
23-12-2016	19.52	280.50	140.25	280.50	140.25	122.00	963.50	5,996.63	3,001.25	6,142.38	3,366.00	2,928.00	21,434.25
24-12-2016	19.52	280.50	140.25	280.50	140.25	122.00	963.50	6,300.88	2,733.13	6,148.25	3,366.00	2,928.00	21,476.25
25-12-2016	19.52	280.50	140.25	280.50	140.25	122.00	963.50	6,319.63	2,351.63	5,887.13	3,366.00	2,928.00	20,852.38
26-12-2016	19.52	280.50	140.25	280.50	140.25	122.00	963.50	6,732.00	2,800.50	6,041.88	3,366.00	2,928.00	21,868.38
27-12-2016	19.52	280.50	140.25	280.50	140.25	122.00	963.50	6,732.00	2,610.75	6,008.38	3,366.00	2,928.00	21,645.13
28-12-2016	19.52	280.50	140.25	280.50	140.25	122.00	963.50	6,732.00	2,432.88	6,073.38	3,366.00	2,928.00	21,532.25
29-12-2016	19.52	280.50	140.25	280.50	140.25	122.00	963.50	6,732.00	2,368.00	6,026.00	3,366.00	976.00	19,468.00
30-12-2016	19.52	280.50	140.25	280.50	140.25	122.00	963.50	6,187.13	2,745.75	6,005.13	3,366.00	1,006.50	19,310.50
31-12-2016	19.52	280.50	140.25	280.50	140.25	122.00	963.50	6,152.13	2,926.00	5,910.88	3,366.00	2,928.00	21,283.00
		<b>276.8</b>	<b>138.4</b>	<b>276.8</b>	<b>138.4</b>	<b>120.4</b>		<b>1,94,600.3</b>	<b>85,465.2</b>	<b>1,84,103.1</b>	<b>1,02,987.4</b>	<b>85,707.0</b>	<b>6,52,863.0</b>
Availability %		97.90%	97.90%	97.91%	97.91%	97.91%							6,52,863.0

*Jaydev Ranjan* 10/1/18  
Member Secretary

## EASTERN REGIONAL POWER COMMITTEE::KOLKATA

Station Name: **Maithon Power Limited**

Installed Capacity = 1050 MW

Auxiliary Consumption = 5.75%

REGIONAL ENERGY ACCOUNTING FOR THE MONTH OF JANUARY-17

Date	Untied Capacity		DC (In MW)					Agreed Schedules (MWh)						
	MW		WBSEDCL	DVC	TPDDL	KSEBL	KSEBL (MT)	Total	WBSEDCL	DVC	TPDDL	KSEBL	KSEBL (MT)	Total
01-01-2017	19.52		280.50	140.25	280.50	140.25	122.00	963.50	6,292.25	2,524.88	5,919.13	3,366.00	2,928.00	21,030.25
02-01-2017	19.52		280.50	140.25	280.50	140.25	122.00	963.50	5,955.13	2,807.75	5,924.88	3,366.00	2,928.00	20,981.75
03-01-2017	19.52		280.50	140.25	280.50	140.25	122.00	963.50	6,639.63	2,598.63	5,966.63	3,366.00	2,928.00	21,498.88
04-01-2017	19.52		280.50	140.25	280.50	140.25	122.00	963.50	6,732.00	2,683.00	6,076.50	3,366.00	2,928.00	21,785.50
05-01-2017	19.52		280.50	140.25	280.50	140.25	122.00	963.50	6,732.00	2,723.25	6,024.25	3,366.00	2,928.00	21,773.50
06-01-2017	19.52		280.50	140.25	280.50	140.25	122.00	963.50	6,732.00	2,689.25	6,035.63	3,366.00	2,928.00	21,750.88
07-01-2017	19.52		280.50	140.25	280.50	140.25	122.00	963.50	6,732.00	2,396.94	6,025.38	3,366.00	2,928.00	21,448.31
08-01-2017	19.52		280.50	140.25	280.50	140.25	122.00	963.50	6,578.13	2,581.75	5,959.63	3,366.00	2,928.00	21,413.50
09-01-2017	19.52		280.50	140.25	280.50	140.25	122.00	963.50	6,386.88	2,716.63	5,845.13	3,366.00	2,928.00	21,242.63
10-01-2017	19.52		280.50	140.25	280.50	140.25	122.00	963.50	6,544.13	2,571.75	6,024.75	3,366.00	2,928.00	21,434.63
11-01-2017	19.52		280.50	140.25	280.50	140.25	122.00	963.50	6,384.00	2,578.94	6,024.75	3,366.00	2,928.00	21,281.69
12-01-2017	19.52		280.50	140.25	280.50	140.25	122.00	963.50	6,540.63	2,653.94	6,021.00	3,366.00	2,928.00	21,509.56
13-01-2017	19.52		280.50	140.25	280.50	140.25	122.00	963.50	6,582.50	2,526.69	6,099.25	3,366.00	2,928.00	21,502.44
14-01-2017	19.52		280.50	140.25	280.50	140.25	122.00	963.50	6,606.38	1,848.75	6,046.88	3,366.00	2,928.00	20,796.00
15-01-2017	19.52		280.50	140.25	280.50	140.25	122.00	963.50	4,859.13	2,546.50	6,008.88	3,366.00	2,928.00	19,708.50
16-01-2017	19.52		280.50	140.25	280.50	140.25	122.00	963.50	6,434.63	2,590.94	6,050.63	3,366.00	2,928.00	21,370.19
17-01-2017	19.52		280.50	140.25	280.50	140.25	122.00	963.50	6,732.00	2,240.25	6,162.00	3,366.00	2,928.00	21,428.25
18-01-2017	19.52		280.50	140.25	280.50	140.25	122.00	963.50	6,732.00	2,346.31	6,064.00	3,366.00	2,928.00	21,436.31
19-01-2017	19.52		280.50	140.25	280.50	140.25	122.00	963.50	6,607.63	2,564.56	6,105.75	3,366.00	2,928.00	21,571.94
20-01-2017	19.52		280.50	140.25	280.50	140.25	122.00	963.50	6,653.38	2,957.31	6,147.50	3,366.00	2,928.00	22,052.19
21-01-2017	19.52		280.50	140.25	280.50	140.25	122.00	963.50	6,732.00	2,410.44	6,115.25	3,366.00	2,928.00	21,551.69
22-01-2017	19.52		280.50	140.25	280.50	140.25	122.00	963.50	6,732.00	2,217.56	6,046.88	3,366.00	2,928.00	21,290.44
23-01-2017	19.52		280.50	140.25	280.50	140.25	122.00	963.50	6,732.00	2,237.94	6,088.63	3,366.00	2,928.00	21,352.56
24-01-2017	19.52		280.50	140.25	280.50	140.25	122.00	963.50	6,732.00	2,761.94	6,129.13	3,366.00	2,928.00	21,917.06
25-01-2017	19.52		280.50	140.25	280.50	140.25	122.00	963.50	6,732.00	2,907.41	6,114.63	3,366.00	2,928.00	22,048.03
26-01-2017	19.52	147.95	73.98	147.95	73.98	64.35	508.21	3,550.85	804.99	3,218.00	1,775.53	1,544.40	10,893.76	
27-01-2017	19.52	140.25	70.13	140.25	70.13	61.00	481.76	3,139.31	1,276.15	3,115.81	1,683.12	1,464.00	10,678.39	
28-01-2017	19.52	140.25	70.13	140.25	70.13	61.00	481.76	3,366.00	1,156.23	3,084.50	1,683.12	1,464.00	10,753.85	
29-01-2017	19.52	225.13	110.52	224.93	112.57	97.92	771.06	5,403.03	2,272.84	4,967.41	2,701.48	2,350.05	17,694.81	
30-01-2017	19.52	280.50	140.25	280.50	140.25	122.00	963.50	6,700.38	2,554.25	6,127.88	3,366.00	2,928.00	21,676.50	
31-01-2017	19.52	280.50	140.25	280.50	140.25	122.00	963.50	6,732.00	2,524.25	6,151.25	3,366.00	2,928.00	21,701.50	
			265.4	132.6	265.4	132.7	115.4		1,92,007.9	74,272.0	1,77,691.8	98,725.3	85,878.4	6,28,575.5
Availability %			93.86%	93.81%	93.86%	93.86%	93.86%							6,28,575.5



Member Secretary

## EASTERN REGIONAL POWER COMMITTEE::KOLKATA

Station Name: **Maithon Power Limited**

Installed Capacity = 1050 MW

Auxiliary Consumption = 5.75%

REGIONAL ENERGY ACCOUNTING FOR THE MONTH OF FEBRUARY-17

Date	Untied Capacity		DC (In MW)					Agreed Schedules (MWh)						
	MW		WBSEDCL	DVC	TPDDL	KSEBL	KSEBL (MT)	Total	WBSEDCL	DVC	TPDDL	KSEBL	KSEBL (MT)	Total
01-02-2017	19.52		280.50	140.25	280.50	140.25	122.00	963.50	6,732.00	2,421.56	6,143.00	3,366.00	2,928.00	21,590.56
02-02-2017	19.52		280.50	140.25	280.50	140.25	122.00	963.50	6,732.00	2,449.63	6,185.13	3,366.00	2,928.00	21,660.75
03-02-2017	19.52		280.50	140.25	280.50	140.25	122.00	963.50	6,236.38	2,673.50	6,046.88	3,366.00	2,928.00	21,250.75
04-02-2017	19.52		280.50	140.25	280.50	140.25	122.00	963.50	6,732.00	2,277.63	5,693.13	3,366.00	2,928.00	20,996.75
05-02-2017	19.52		280.50	140.25	280.50	140.25	122.00	963.50	6,657.50	1,715.31	5,988.75	3,366.00	2,928.00	20,655.56
06-02-2017	19.52		280.50	140.25	280.50	140.25	122.00	963.50	6,706.75	2,385.25	6,160.75	3,366.00	2,928.00	21,546.75
07-02-2017	19.52		280.50	140.25	280.50	140.25	122.00	963.50	6,732.00	2,758.00	6,127.88	3,366.00	2,928.00	21,911.88
08-02-2017	19.52		280.50	140.25	280.50	140.25	122.00	963.50	6,732.00	2,548.69	6,107.00	3,366.00	2,928.00	21,681.69
09-02-2017	19.52		280.50	140.25	280.50	140.25	122.00	963.50	6,732.00	2,577.63	5,620.38	3,366.00	2,928.00	21,224.00
10-02-2017	19.52		280.50	140.25	280.50	140.25	122.00	963.50	6,732.00	2,433.25	5,812.13	3,366.00	2,928.00	21,271.38
11-02-2017	19.52		280.50	140.25	280.50	140.25	122.00	963.50	6,732.00	2,460.25	5,606.00	3,366.00	2,928.00	21,092.25
12-02-2017	19.52		280.50	140.25	280.50	140.25	122.00	963.50	6,701.75	2,344.75	5,849.63	3,366.00	2,928.00	21,190.13
13-02-2017	19.52		280.50	140.25	280.50	140.25	122.00	963.50	6,732.00	2,574.38	6,231.00	3,366.00	2,928.00	21,831.38
14-02-2017	19.52		280.50	140.25	280.50	140.25	122.00	963.50	6,729.38	2,666.31	5,885.88	3,366.00	2,735.85	21,383.41
15-02-2017	19.52		280.50	140.25	280.50	140.25	122.00	963.50	6,732.00	2,048.19	6,005.88	3,366.00	2,928.00	21,080.06
16-02-2017	19.52		280.50	140.25	280.50	140.25	122.00	963.50	6,732.00	1,763.13	5,792.13	3,366.00	2,928.00	20,581.25
17-02-2017	19.52		280.50	140.25	280.50	140.25	122.00	963.50	6,719.38	2,415.63	6,244.25	3,366.00	2,928.00	21,673.25
18-02-2017	19.52		280.50	140.25	280.50	140.25	122.00	963.50	6,732.00	2,361.94	5,804.50	3,366.00	2,928.00	21,192.44
19-02-2017	19.52		280.50	140.25	280.50	140.25	122.00	963.50	6,732.00	1,350.06	5,670.63	3,366.00	2,928.00	20,046.69
20-02-2017	19.52		280.50	140.25	280.50	140.25	122.00	963.50	6,732.00	1,740.25	5,647.50	3,366.00	2,928.00	20,413.75
21-02-2017	19.52		280.50	140.25	280.50	140.25	122.00	963.50	6,732.00	1,715.13	5,470.00	3,366.00	2,928.00	20,211.13
22-02-2017	19.52		280.50	140.25	280.50	140.25	122.00	963.50	6,732.00	2,364.56	5,155.13	3,366.00	2,928.00	20,545.69
23-02-2017	19.52		280.50	140.25	280.50	140.25	122.00	963.50	6,732.00	2,152.56	5,361.38	3,366.00	2,928.00	20,539.94
24-02-2017	19.52		280.50	140.25	280.50	140.25	122.00	963.50	6,732.00	2,134.63	5,463.13	3,366.00	2,165.50	19,861.25
25-02-2017	19.52		280.50	140.25	280.50	140.25	122.00	963.50	6,732.00	2,761.56	5,802.38	3,366.00	2,928.00	21,589.94
26-02-2017	19.52		280.50	140.25	280.50	140.25	122.00	963.50	6,732.00	2,221.13	5,848.50	3,366.00	2,928.00	21,095.63
27-02-2017	19.52		280.50	140.25	280.50	140.25	122.00	963.50	6,732.00	1,948.75	5,996.63	3,366.00	2,928.00	20,971.38
28-02-2017	19.52		280.50	140.25	280.50	140.25	122.00	963.50	6,732.00	2,418.56	6,004.63	3,366.00	2,928.00	21,449.19
			<b>280.50</b>	<b>140.25</b>	<b>280.50</b>	<b>140.25</b>	<b>122.00</b>		<b>1,87,855.13</b>	<b>63,682.19</b>	<b>1,63,724.13</b>	<b>94,248.00</b>	<b>81,029.4</b>	<b>5,90,538.8</b>
Availability %			99.20%	99.20%	99.20%	99.20%	99.21%							

*Jaydev Ranjan* 10/5/18  
Member Secretary

## EASTERN REGIONAL POWER COMMITTEE::KOLKATA

Station Name: **Maithon Power Limited**

Installed Capacity = 1050 MW

Auxiliary Consumption = 5.75%

REGIONAL ENERGY ACCOUNTING FOR THE MONTH OF MARCH-17

Date	Untied Capacity		DC (In MW)					Agreed Schedules (MWh)					
	MW	WBSEDCL	DVC	TPDDL	KSEBL	KSEBL (MT)	Total	WBSEDCL	DVC	TPDDL	KSEBL	KSEBL (MT)	Total
01-03-2017	19.52	280.50	140.25	280.50	140.25	122.00	963.50	6,732.00	2,587.72	5,716.63	3,366.00	2,928.00	21,330.35
02-03-2017	19.52	280.50	140.25	280.50	140.25	122.00	963.50	6,732.00	2,399.69	5,923.13	3,366.00	2,928.00	21,348.81
03-03-2017	19.52	280.50	140.25	280.50	140.25	122.00	963.50	6,732.00	2,267.44	5,849.00	3,366.00	2,928.00	21,142.44
04-03-2017	19.52	280.50	140.25	280.50	140.25	122.00	963.50	6,732.00	2,437.44	5,611.63	3,366.00	2,928.00	21,075.06
05-03-2017	19.52	280.50	140.25	280.50	140.25	122.00	963.50	6,732.00	2,437.44	4,810.25	3,366.00	2,928.00	20,273.69
06-03-2017	19.52	280.50	140.25	280.50	140.25	122.00	963.50	6,732.00	2,178.00	5,603.00	3,366.00	1,817.80	19,696.80
07-03-2017	19.52	280.50	140.25	280.50	140.25	122.00	963.50	6,732.00	1,637.56	5,517.25	3,366.00	1,390.80	18,643.61
08-03-2017	19.52	280.50	140.25	280.50	140.25	122.00	963.50	6,732.00	1,376.13	5,576.63	3,366.00	1,390.80	18,441.55
09-03-2017	19.52	280.50	140.25	280.50	140.25	122.00	963.50	6,732.00	1,620.81	5,503.50	3,366.00	1,159.00	18,381.31
10-03-2017	19.52	280.50	140.25	280.50	140.25	122.00	963.50	6,423.13	1,980.13	5,631.50	3,366.00	1,281.00	18,681.75
11-03-2017	19.52	280.50	140.25	280.50	140.25	122.00	963.50	6,565.63	2,581.69	5,426.00	3,366.00	976.00	18,915.31
12-03-2017	19.52	280.50	140.25	280.50	140.25	122.00	963.50	6,732.00	1,576.19	4,488.75	3,366.00	2,928.00	19,090.94
13-03-2017	19.52	280.50	140.25	280.50	140.25	122.00	963.50	6,623.63	629.31	3,834.50	3,366.00	2,928.00	17,381.44
14-03-2017	19.52	240.20	120.10	240.20	120.10	104.50	825.10	5,050.56	2,383.62	4,563.50	2,882.44	2,508.00	17,388.13
15-03-2017	19.52	140.25	70.13	140.25	70.13	61.00	481.76	3,366.00	1,358.96	2,494.75	1,683.12	1,464.00	10,366.83
16-03-2017	19.52	140.25	70.13	140.25	70.13	61.00	481.76	3,366.00	1,206.43	2,677.81	1,683.12	1,464.00	10,397.36
17-03-2017	19.52	141.21	70.61	141.21	70.61	61.42	485.06	3,389.00	1,123.38	3,003.50	1,694.74	1,474.00	10,684.62
18-03-2017	19.52	259.11	129.40	259.11	129.49	112.75	889.88	6,218.75	1,878.56	5,735.13	3,107.88	2,706.00	19,646.31
19-03-2017	19.52	280.50	140.25	280.50	140.25	122.00	963.50	6,732.00	1,621.06	5,610.50	3,366.00	2,928.00	20,257.56
20-03-2017	19.52	280.50	140.25	280.50	140.25	122.00	963.50	5,869.50	2,437.44	6,044.38	3,366.00	2,928.00	20,645.31
21-03-2017	19.52	280.50	140.25	280.50	140.25	122.00	963.50	6,732.00	2,439.19	6,321.50	3,366.00	2,928.00	21,786.69
22-03-2017	19.52	280.50	140.25	280.50	140.25	122.00	963.50	6,732.00	2,422.19	5,986.00	3,366.00	2,928.00	21,434.19
23-03-2017	19.52	280.50	140.25	280.50	140.25	122.00	963.50	6,732.00	2,877.50	6,732.00	3,366.00	2,928.00	22,635.50
24-03-2017	19.52	280.50	140.25	280.50	140.25	122.00	963.50	6,732.00	2,859.88	6,732.00	3,366.00	2,928.00	22,617.88
25-03-2017	19.52	280.50	140.25	280.50	140.25	122.00	963.50	6,732.00	2,834.81	6,687.63	3,366.00	2,928.00	22,548.44
26-03-2017	19.52	280.50	140.25	280.50	140.25	122.00	963.50	6,732.00	2,799.69	6,216.75	3,366.00	2,928.00	22,042.44
27-03-2017	19.52	256.96	128.48	256.96	128.48	111.76	882.66	6,167.14	2,254.83	5,961.27	3,083.58	2,682.32	20,149.14
28-03-2017	19.52	140.25	70.13	140.25	70.13	61.00	481.76	3,366.00	1,244.81	3,359.69	1,683.12	1,464.00	11,117.62
29-03-2017	19.52	140.25	70.13	140.25	70.13	61.00	481.76	3,366.00	1,683.12	2,192.88	1,683.12	1,464.00	10,389.12
30-03-2017	19.52	140.25	70.13	140.25	70.13	61.00	481.76	3,366.00	1,450.82	3,366.00	1,683.12	1,464.00	11,329.94
31-03-2017	19.52	140.25	70.13	140.25	70.13	61.00	481.76	3,366.00	1,584.11	3,235.00	1,683.12	1,464.00	11,332.23
		<b>246.11</b>	<b>123.05</b>	<b>246.11</b>	<b>123.06</b>	<b>107.05</b>		<b>1,80,947.33</b>	<b>62,169.92</b>	<b>1,56,412.02</b>	<b>91,553.36</b>	<b>70,089.7</b>	<b>5,61,172.3</b>
Availability %		87.04%	87.04%	87.04%	87.04%	87.05%							

5,61,172.3

*Soumitra Banerjee* 10/5/18  
Member Secretary

## EASTERN REGIONAL POWER COMMITTEE::KOLKATA

Station Name: **Maithon Power Limited**

Installed Capacity = 1050 MW

Auxiliary Consumption = 5.75%

REGIONAL ENERGY ACCOUNTING FOR THE MONTH OF APRIL-17

Date	Untied Capacity	DC (In MW)						Agreed Schedules (MWh)					
	MW	WBSEDCL	DVC	TPDDL	KSEBL	KSEBL (MT)	Total	WBSEDCL	DVC	TPDDL	KSEBL	KSEBL (MT)	Total
01-04-2017	19.52	140.25	70.13	140.25	70.13	61.00	481.76	3,366.00	1,506.07	2,814.38	1,683.12	1,464.00	10,833.56
02-04-2017	19.52	140.25	70.13	140.25	70.13	61.00	481.76	3,366.00	1,002.34	3,331.19	1,683.12	1,464.00	10,846.65
03-04-2017	19.52	140.25	70.13	140.25	70.13	61.00	481.76	3,366.00	1,349.94	3,366.00	1,683.12	1,464.00	11,229.06
04-04-2017	19.52	140.25	70.13	140.25	70.13	61.00	481.76	3,366.00	1,402.60	3,366.00	1,683.12	1,464.00	11,281.72
05-04-2017	19.52	140.25	70.13	140.25	70.13	61.00	481.76	3,366.00	1,307.28	2,967.50	1,683.12	1,464.00	10,787.90
06-04-2017	19.52	140.25	70.13	140.25	70.13	61.00	481.76	3,366.00	1,289.78	3,192.56	1,683.12	1,464.00	10,995.46
07-04-2017	19.52	227.19	113.53	227.19	113.47	98.90	780.29	5,452.66	2,254.06	5,452.66	2,723.24	2,373.59	18,256.20
08-04-2017	19.52	280.50	140.25	280.50	140.25	122.00	963.50	6,732.00	1,817.50	6,132.38	3,366.00	2,928.00	20,975.88
09-04-2017	19.52	280.50	140.25	280.50	140.25	122.00	963.50	6,732.00	1,252.69	5,855.75	3,366.00	2,928.00	20,134.44
10-04-2017	19.52	280.50	140.25	280.50	140.25	122.00	963.50	6,732.00	1,641.38	6,323.13	3,366.00	2,928.00	20,990.50
11-04-2017	19.52	280.50	140.25	280.50	140.25	122.00	963.50	6,732.00	2,018.19	6,156.50	3,366.00	2,928.00	21,200.69
12-04-2017	19.52	280.50	140.25	280.50	140.25	122.00	963.50	6,732.00	1,936.75	6,061.25	3,366.00	2,928.00	21,024.00
13-04-2017	19.52	280.50	140.25	280.50	140.25	122.00	963.50	6,732.00	2,241.33	6,172.38	3,366.00	2,928.00	21,439.71
14-04-2017	19.52	280.50	140.25	280.50	140.25	122.00	963.50	6,732.00	3,123.50	6,063.00	3,366.00	2,928.00	22,212.50
15-04-2017	19.52	280.50	140.25	280.50	140.25	122.00	963.50	6,310.63	3,328.25	6,650.00	3,366.00	2,928.00	22,582.88
16-04-2017	19.52	280.50	140.25	280.50	140.25	122.00	963.50	6,732.00	2,063.13	6,574.00	3,366.00	2,928.00	21,663.13
17-04-2017	19.52	280.50	140.25	280.50	140.25	122.00	963.50	6,732.00	2,581.94	6,584.63	3,366.00	2,928.00	22,192.56
18-04-2017	19.52	280.50	140.25	280.50	140.25	122.00	963.50	6,732.00	1,845.06	6,161.88	3,366.00	2,035.88	20,140.81
19-04-2017	19.52	280.50	140.25	280.50	140.25	122.00	963.50	6,732.00	2,718.81	6,374.63	3,366.00	2,928.00	22,119.44
20-04-2017	19.52	280.50	140.25	280.50	140.25	122.00	963.50	4,870.88	2,135.00	6,534.75	3,366.00	2,928.00	19,834.63
21-04-2017	19.52	280.50	140.25	280.50	140.25	122.00	963.50	6,732.00	2,699.69	6,444.75	3,366.00	2,928.00	22,170.44
22-04-2017	19.52	280.50	140.25	280.50	140.25	122.00	963.50	5,620.38	2,042.88	6,389.38	3,366.00	2,928.00	20,346.63
23-04-2017	19.52	280.50	140.25	280.50	140.25	122.00	963.50	2,509.88	2,791.44	5,665.13	3,366.00	2,928.00	17,260.44
24-04-2017	19.52	280.50	140.25	280.50	140.25	122.00	963.50	4,258.25	3,016.69	6,247.25	3,366.00	2,928.00	19,816.19
25-04-2017	19.52	280.50	140.25	280.50	140.25	122.00	963.50	6,732.00	2,647.75	6,294.88	3,366.00	2,928.00	21,968.63
26-04-2017	19.52	280.50	140.25	280.50	140.25	122.00	963.50	6,624.75	1,722.56	6,036.13	3,366.00	2,928.00	20,677.44
27-04-2017	19.52	280.50	140.25	280.50	140.25	122.00	963.50	6,732.00	2,493.88	6,509.50	3,366.00	2,928.00	22,029.38
28-04-2017	19.52	280.50	140.25	280.50	140.25	122.00	963.50	6,732.00	2,631.94	6,558.63	3,366.00	2,928.00	22,216.56
29-04-2017	19.52	280.50	140.25	280.50	140.25	122.00	963.50	6,732.00	3,155.50	6,543.50	3,366.00	2,928.00	22,725.00
30-04-2017	19.52	280.50	140.25	280.50	140.25	122.00	963.50	5,883.75	1,079.06	6,634.13	3,366.00	2,928.00	19,890.94
		<b>250.67</b>	<b>125.34</b>	<b>250.67</b>	<b>125.33</b>	<b>109.03</b>		<b>1,69,439.16</b>	<b>63,096.96</b>	<b>1,69,457.78</b>	<b>90,239.96</b>	<b>77,609.5</b>	<b>5,69,843.3</b>
Availability %		88.66%	88.65%	88.66%	88.65%	88.66%							

5,69,843.3

*Sandeep Banerjee 10/5/18*  
Member Secretary

## EASTERN REGIONAL POWER COMMITTEE::KOLKATA

Station Name: **Maithon Power Limited**

Installed Capacity = 1050 MW

Auxiliary Consumption = 5.75%

REGIONAL ENERGY ACCOUNTING FOR THE MONTH OF MAY-17

	Untied Capacity	DC (In MW)						Agreed Schedules (MWh)					
Date	MW	WBSEDCL	DVC	TPDDL	KSEBL-1	KSEBL-2	Total	WBSEDCL	DVC	TPDDL	KSEBL-1	KSEBL-2	Total
01-05-2017	-	280.50	140.25	280.50	140.25	140.25	981.75	2,818.63	2,793.94	6,626.13	3,366.00	3,366.00	18,970.69
02-05-2017	-	280.50	140.25	280.50	140.25	140.25	981.75	4,589.00	2,992.44	6,732.00	3,366.00	3,366.00	21,045.44
03-05-2017	-	196.26	98.13	196.26	98.24	98.24	687.12	4,710.20	2,330.05	4,627.33	2,357.68	2,357.68	16,382.93
04-05-2017	-	138.75	69.38	138.75	69.38	69.38	485.64	3,330.00	1,665.12	2,994.06	1,665.12	1,665.12	11,319.42
05-05-2017	-	219.16	109.52	218.28	109.60	109.60	766.15	5,259.76	2,629.95	5,216.84	2,630.33	2,630.33	18,367.22
06-05-2017	-	280.50	140.25	280.50	140.25	140.25	981.75	6,732.00	3,021.50	6,496.00	3,366.00	3,366.00	22,981.50
07-05-2017	-	280.50	140.25	280.50	140.25	140.25	981.75	6,732.00	2,488.63	6,379.63	3,366.00	3,366.00	22,332.25
08-05-2017	-	280.50	140.25	280.50	140.25	140.25	981.75	6,732.00	3,047.69	6,342.75	3,366.00	3,366.00	22,854.44
09-05-2017	-	280.50	140.25	280.50	140.25	140.25	981.75	6,100.25	2,742.50	6,520.13	3,366.00	3,366.00	22,094.88
10-05-2017	-	280.50	140.25	280.50	140.25	140.25	981.75	6,732.00	3,155.38	6,635.13	3,366.00	3,366.00	23,254.50
11-05-2017	-	280.50	140.25	280.50	140.25	140.25	981.75	6,171.63	3,303.19	6,222.75	3,366.00	3,366.00	22,429.56
12-05-2017	-	280.50	140.25	280.50	140.25	140.25	981.75	6,732.00	3,366.00	6,701.25	3,366.00	3,366.00	23,531.25
13-05-2017	-	280.50	140.25	280.50	140.25	140.25	981.75	6,039.00	2,832.31	6,555.25	3,366.00	3,366.00	22,158.56
14-05-2017	-	280.50	140.25	280.50	140.25	140.25	981.75	6,732.00	2,620.44	6,457.00	3,366.00	3,366.00	22,541.44
15-05-2017	-	280.50	140.25	280.50	140.25	140.25	981.75	6,732.00	2,866.00	6,481.75	3,366.00	3,366.00	22,811.75
16-05-2017	-	280.50	140.25	280.50	140.25	140.25	981.75	4,722.50	3,038.75	6,621.88	3,366.00	3,366.00	21,115.13
17-05-2017	-	278.60	139.30	278.60	139.30	139.30	975.10	6,064.13	2,907.57	6,565.52	3,343.20	3,343.20	22,223.61
18-05-2017	-	137.71	68.86	137.71	68.86	68.86	482.00	3,296.68	1,438.09	3,305.04	1,652.64	1,652.64	11,345.10
19-05-2017	-	138.75	69.38	138.75	69.38	69.38	485.64	3,330.00	1,439.50	3,330.00	1,665.12	1,665.12	11,429.74
20-05-2017	-	219.44	109.72	219.20	109.72	109.72	767.79	5,266.45	2,015.68	4,716.02	2,633.24	2,633.24	17,264.62
21-05-2017	-	279.66	139.96	279.66	139.93	139.93	979.13	6,711.82	1,294.88	5,866.19	3,358.23	3,358.23	20,589.34
22-05-2017	-	280.50	140.25	280.50	140.25	140.25	981.75	6,732.00	2,024.06	5,798.75	3,366.00	3,366.00	21,286.81
23-05-2017	-	280.50	140.25	280.50	140.25	140.25	981.75	6,732.00	2,095.63	6,108.50	3,366.00	3,366.00	21,668.13
24-05-2017	-	280.50	140.25	280.50	140.25	140.25	981.75	6,732.00	2,524.38	6,732.00	3,366.00	3,366.00	22,720.38
25-05-2017	-	280.50	140.25	280.50	140.25	140.25	981.75	6,732.00	2,809.75	6,326.13	3,366.00	3,366.00	22,599.88
26-05-2017	-	280.50	140.25	280.50	140.25	140.25	981.75	6,107.25	2,396.06	6,603.50	3,366.00	3,366.00	21,838.81
27-05-2017	-	280.50	140.25	280.50	140.25	140.25	981.75	5,108.13	2,889.75	6,378.38	3,366.00	3,366.00	21,108.25
28-05-2017	-	280.50	140.25	280.50	140.25	140.25	981.75	6,732.00	1,690.25	5,642.50	3,366.00	3,366.00	20,796.75
29-05-2017	-	280.50	140.25	280.50	140.25	140.25	981.75	6,732.00	1,789.13	5,873.63	3,366.00	3,366.00	21,126.75
30-05-2017	-	280.50	140.25	280.50	140.25	140.25	981.75	6,732.00	1,818.00	5,967.13	3,366.00	3,366.00	21,249.13
31-05-2017	-	280.50	140.25	280.50	140.25	140.25	981.75	6,458.13	1,595.25	5,742.75	3,366.00	3,366.00	20,528.13
		<b>259.99</b>	<b>130.00</b>	<b>259.96</b>	<b>130.00</b>	<b>130.00</b>		<b>1,80,331.54</b>	<b>75,621.83</b>	<b>1,82,565.88</b>	<b>96,723.55</b>	<b>96,723.6</b>	<b>6,31,966.3</b>
Availability %		91.95%	91.95%	91.94%	91.96%	91.96%							

6,31,966.3

*Jaydev Ranjiv 10/5/18*  
Member Secretary

## EASTERN REGIONAL POWER COMMITTEE::KOLKATA

Station Name: **Maithon Power Limited**

Installed Capacity = 1050 MW

Auxiliary Consumption = 5.75%

REGIONAL ENERGY ACCOUNTING FOR THE MONTH OF JUNE-17

Untied Capacity		DC (In MW)						Agreed Schedules (MWh)					
Date	MW	WBSEDCL	DVC	TPDDL	KSEBL-1	KSEBL-2	Total	WBSEDCL	DVC	TPDDL	KSEBL-1	KSEBL-2	Total
01-06-2017	-	280.50	140.25	280.50	140.25	140.25	981.75	6,732.00	2,547.19	6,271.38	3,366.00	3,366.00	22,282.56
02-06-2017	-	280.50	140.25	280.50	140.25	140.25	981.75	6,732.00	2,308.63	6,395.88	3,366.00	3,366.00	22,168.50
03-06-2017	-	280.50	140.25	280.50	140.25	140.25	981.75	6,732.00	2,664.75	6,649.75	3,366.00	3,366.00	22,778.50
04-06-2017	-	280.50	140.25	280.50	140.25	140.25	981.75	6,732.00	2,639.63	6,576.88	3,366.00	3,366.00	22,680.50
05-06-2017	-	280.50	140.25	280.50	140.25	140.25	981.75	6,719.63	2,871.81	6,541.38	3,366.00	3,366.00	22,864.81
06-06-2017	-	280.50	140.25	280.50	140.25	140.25	981.75	6,359.63	2,703.31	6,319.63	3,366.00	3,366.00	22,114.56
07-06-2017	-	280.50	140.25	280.50	140.25	140.25	981.75	6,732.00	1,822.31	6,470.25	3,366.00	3,366.00	21,756.56
08-06-2017	-	280.50	140.25	280.50	140.25	140.25	981.75	6,732.00	1,319.25	6,198.00	3,366.00	3,366.00	20,981.25
09-06-2017	-	280.50	140.25	280.50	140.25	140.25	981.75	6,732.00	1,620.56	6,301.25	3,366.00	3,366.00	21,385.81
10-06-2017	-	280.50	140.25	280.50	140.25	140.25	981.75	6,732.00	2,038.19	6,097.63	3,366.00	3,366.00	21,599.81
11-06-2017	-	280.50	140.25	280.50	140.25	140.25	981.75	6,732.00	1,042.44	5,586.13	3,366.00	3,366.00	20,092.56
12-06-2017	-	280.50	140.25	280.50	140.25	140.25	981.75	6,633.50	2,158.94	6,345.75	3,366.00	3,366.00	21,870.19
13-06-2017	-	280.50	140.25	280.50	140.25	140.25	981.75	6,732.00	1,719.13	6,244.75	3,366.00	3,366.00	21,427.88
14-06-2017	-	280.50	140.25	280.50	140.25	140.25	981.75	6,732.00	2,251.19	6,022.50	3,366.00	3,366.00	21,737.69
15-06-2017	-	280.50	140.25	280.50	140.25	140.25	981.75	6,732.00	1,937.44	5,904.00	3,366.00	3,366.00	21,305.44
16-06-2017	-	280.50	140.25	280.50	140.25	140.25	981.75	6,732.00	2,023.38	4,999.88	3,366.00	3,366.00	20,487.25
17-06-2017	-	280.50	140.25	280.50	140.25	140.25	981.75	6,732.00	2,285.44	5,714.75	3,366.00	3,366.00	21,464.19
18-06-2017	-	280.50	140.25	280.50	140.25	140.25	981.75	6,732.00	1,334.19	5,034.13	3,366.00	3,366.00	19,832.31
19-06-2017	-	280.50	140.25	280.50	140.25	140.25	981.75	5,843.88	1,565.00	6,002.88	3,366.00	3,366.00	20,143.75
20-06-2017	-	280.50	140.25	280.50	140.25	140.25	981.75	4,551.88	2,312.25	5,488.13	3,366.00	3,366.00	19,084.25
21-06-2017	-	280.50	140.25	280.50	140.25	140.25	981.75	6,732.00	3,040.85	5,743.88	3,366.00	3,366.00	22,248.72
22-06-2017	-	280.50	140.25	280.50	140.25	140.25	981.75	6,732.00	2,829.38	4,379.88	3,366.00	3,366.00	20,673.26
23-06-2017	-	280.50	140.25	280.50	140.25	140.25	981.75	6,732.00	1,999.25	5,362.63	3,366.00	3,366.00	20,825.88
24-06-2017	-	272.17	136.08	272.31	136.08	136.08	952.73	6,532.05	1,996.53	5,812.14	3,266.03	3,266.03	20,872.79
25-06-2017	-	137.43	68.71	137.43	68.71	68.71	480.99	3,298.32	525.37	2,918.67	1,649.04	1,649.04	10,040.44
26-06-2017	-	138.75	69.38	138.75	69.38	69.38	485.64	3,330.00	999.06	3,199.38	1,665.12	1,665.12	10,858.68
27-06-2017	-	223.48	111.74	223.48	111.74	111.74	782.19	5,363.59	1,735.42	5,047.20	2,681.82	2,681.82	17,509.85
28-06-2017	-	280.50	140.25	280.50	140.25	140.25	981.75	6,732.00	908.50	4,864.17	3,366.00	3,366.00	19,236.67
29-06-2017	-	280.50	140.25	280.50	140.25	140.25	981.75	6,732.00	797.50	4,281.50	3,366.00	3,366.00	18,543.00
30-06-2017	-	280.50	140.25	280.50	140.25	140.25	981.75	6,732.00	1,586.19	4,993.83	3,366.00	3,366.00	20,044.01
		<b>268.83</b>	<b>134.41</b>	<b>268.83</b>	<b>134.41</b>	<b>134.41</b>		<b>1,90,004.46</b>	<b>57,583.05</b>	<b>1,67,768.13</b>	<b>96,778.01</b>	<b>96,778.0</b>	<b>6,08,911.7</b>
Availability %		95.08%	95.08%	95.08%	95.08%	95.08%							

6,08,911.7

*Sandeep Ranjan* 10/5/18  
Member Secretary

## EASTERN REGIONAL POWER COMMITTEE::KOLKATA

Station Name: **Maithon Power Limited**

Installed Capacity = 1050 MW

Auxiliary Consumption = 5.75%

REGIONAL ENERGY ACCOUNTING FOR THE MONTH OF JULY-17

Date	Untied Capacity MW	DC (In MW)						Agreed Schedules (MWh)					
		WBSEDCL	DVC	TPDDL	KSEBL-1	KSEBL-2	Total	WBSEDCL	DVC	TPDDL	KSEBL-1	KSEBL-2	Total
01-07-2017	-	280.50	140.25	280.50	140.25	140.25	981.75	6,732.00	1,806.31	3,863.75	3,366.00	3,366.00	19,134.06
02-07-2017	-	280.50	140.25	280.50	140.25	140.25	981.75	6,477.13	1,525.50	3,590.00	3,366.00	3,366.00	18,324.63
03-07-2017	-	280.50	140.25	280.50	140.25	140.25	981.75	6,732.00	2,653.75	5,088.88	3,366.00	3,366.00	21,206.63
04-07-2017	-	280.50	140.25	280.50	140.25	140.25	981.75	6,732.00	2,771.94	5,147.00	3,366.00	3,366.00	21,382.94
05-07-2017	-	280.50	140.25	280.50	140.25	140.25	981.75	6,732.00	1,551.25	4,430.88	3,366.00	3,366.00	19,446.13
06-07-2017	-	280.50	140.25	280.50	140.25	140.25	981.75	6,732.00	2,440.00	3,494.38	3,366.00	3,366.00	19,398.38
07-07-2017	-	280.50	140.25	280.50	140.25	140.25	981.75	6,732.00	2,386.00	3,861.58	3,366.00	3,366.00	19,711.58
08-07-2017	-	280.50	140.25	280.50	140.25	140.25	981.75	6,732.00	2,450.13	1,868.37	3,366.00	3,366.00	17,782.49
09-07-2017	-	280.50	140.25	280.50	140.25	140.25	981.75	6,348.75	1,877.38	3,588.11	3,366.00	3,366.00	18,546.24
10-07-2017	-	280.50	140.25	280.50	140.25	140.25	981.75	6,491.38	2,389.13	4,838.63	3,366.00	3,366.00	20,451.13
11-07-2017	-	280.50	140.25	280.50	140.25	140.25	981.75	4,838.63	2,093.56	4,225.71	3,366.00	3,366.00	17,889.90
12-07-2017	-	280.50	140.25	280.50	140.25	140.25	981.75	6,584.75	1,853.75	2,803.38	3,366.00	3,366.00	17,973.88
13-07-2017	-	280.50	140.25	280.50	140.25	140.25	981.75	6,732.00	2,310.88	3,348.99	3,366.00	3,366.00	19,123.87
14-07-2017	-	280.50	140.25	280.50	140.25	140.25	981.75	6,732.00	2,666.25	3,438.13	3,366.00	3,366.00	19,568.38
15-07-2017	-	280.50	140.25	280.50	140.25	140.25	981.75	6,732.00	2,196.88	3,277.13	3,366.00	3,366.00	18,938.00
16-07-2017	-	280.50	140.25	280.50	140.25	140.25	981.75	6,732.00	2,579.06	4,180.00	3,366.00	3,366.00	20,223.06
17-07-2017	-	280.50	140.25	280.50	140.25	140.25	981.75	6,732.00	2,002.75	3,966.75	3,366.00	3,366.00	19,433.50
18-07-2017	-	280.50	140.25	280.50	140.25	140.25	981.75	6,732.00	1,694.88	4,419.88	3,366.00	3,366.00	19,578.75
19-07-2017	-	280.50	140.25	280.50	140.25	140.25	981.75	6,732.00	2,001.31	4,626.22	3,366.00	3,366.00	20,091.53
20-07-2017	-	280.50	140.25	280.50	140.25	140.25	981.75	6,510.50	1,629.88	4,256.13	3,366.00	3,366.00	19,128.50
21-07-2017	-	280.50	140.25	280.50	140.25	140.25	981.75	6,732.00	1,727.50	3,969.69	3,366.00	3,366.00	19,161.19
22-07-2017	-	280.50	140.25	280.50	140.25	140.25	981.75	6,732.00	429.19	2,992.34	3,366.00	3,366.00	16,885.53
23-07-2017	-	280.50	140.25	280.50	140.25	140.25	981.75	5,884.38	1,799.69	4,320.25	3,366.00	3,366.00	18,736.31
24-07-2017	-	280.50	140.25	280.50	140.25	140.25	981.75	4,569.50	2,194.63	4,434.88	3,366.00	3,366.00	17,931.00
25-07-2017	-	280.50	140.25	280.50	140.25	140.25	981.75	4,664.88	2,221.94	5,123.31	3,366.00	3,366.00	18,742.12
26-07-2017	-	280.50	140.25	280.50	140.25	140.25	981.75	6,732.00	2,414.50	4,516.25	3,366.00	3,366.00	20,394.75
27-07-2017	-	280.50	140.25	280.50	140.25	140.25	981.75	6,732.00	3,366.00	4,997.51	3,366.00	3,366.00	21,827.51
28-07-2017	-	169.91	84.95	169.91	85.20	85.20	595.16	4,077.84	2,038.84	3,288.27	2,044.69	2,044.69	13,494.33
29-07-2017	-	138.75	69.38	138.75	69.38	69.38	485.64	3,330.00	1,665.12	2,958.15	1,665.12	1,665.12	11,283.51
30-07-2017	-	138.75	69.38	138.75	69.38	69.38	485.64	3,330.00	1,665.12	2,403.19	1,665.12	1,665.12	10,728.55
31-07-2017	-	174.76	87.39	174.76	87.39	87.39	611.69	4,194.36	2,097.27	3,173.94	2,097.27	2,097.27	13,660.10
		<b>264.38</b>	<b>132.19</b>	<b>264.38</b>	<b>132.20</b>	<b>132.20</b>		<b>1,88,478.07</b>	<b>64,500.35</b>	<b>1,20,491.61</b>	<b>98,354.20</b>	<b>98,354.2</b>	<b>5,70,178.4</b>
Availability %		93.50%	93.50%	93.50%	93.51%	93.51%							

5,70,178.4

*Sanghu Ranjani 10/5/18*  
Member Secretary



## EASTERN REGIONAL POWER COMMITTEE::KOLKATA

Station Name: **Maithon Power Limited**


Installed Capacity = 1050 MW

Auxiliary Consumption = 5.75%

REGIONAL ENERGY ACCOUNTING FOR THE MONTH OF AUGUST-17

Date	Untied Capacity	DC (In MW)						Agreed Schedules (MWh)					
	MW	WBSEDCL	DVC	TPDDL	KSEBL-1	KSEBL-2	Total	WBSEDCL	DVC	TPDDL	KSEBL-1	KSEBL-2	Total
01-08-2017	-	280.50	140.25	280.50	140.25	140.25	981.75	6,732.00	3,203.25	4,848.57	3,366.00	3,366.00	21,515.82
02-08-2017	-	280.50	140.25	280.50	140.25	140.25	981.75	6,732.00	3,150.19	3,851.67	3,366.00	3,366.00	20,465.85
03-08-2017	-	280.50	140.25	280.50	140.25	140.25	981.75	6,732.00	3,366.00	4,365.63	3,366.00	3,366.00	21,195.63
04-08-2017	-	280.50	140.25	280.50	140.25	140.25	981.75	6,732.00	3,366.00	4,679.63	3,366.00	3,366.00	21,509.63
05-08-2017	-	280.50	140.25	280.50	140.25	140.25	981.75	6,732.00	3,366.00	3,754.38	3,366.00	3,366.00	20,584.38
06-08-2017	-	280.50	140.25	280.50	140.25	140.25	981.75	6,278.38	3,366.00	4,221.63	3,366.00	3,366.00	20,598.00
07-08-2017	-	280.50	140.25	280.50	140.25	140.25	981.75	6,732.00	3,366.00	1,994.46	3,366.00	3,366.00	18,824.46
08-08-2017	-	280.50	140.25	280.50	140.25	140.25	981.75	6,732.00	3,366.00	3,725.35	3,366.00	3,366.00	20,555.35
09-08-2017	-	280.50	140.25	280.50	140.25	140.25	981.75	6,732.00	3,366.00	3,843.75	3,366.00	3,366.00	20,673.75
10-08-2017	-	280.50	140.25	280.50	140.25	140.25	981.75	6,732.00	3,366.00	4,849.95	3,366.00	3,366.00	21,679.95
11-08-2017	-	280.50	140.25	280.50	140.25	140.25	981.75	6,732.00	3,085.38	4,948.73	3,366.00	3,366.00	21,498.10
12-08-2017	-	280.50	140.25	280.50	140.25	140.25	981.75	6,732.00	2,599.81	4,456.97	3,366.00	3,366.00	20,520.78
13-08-2017	-	280.50	140.25	280.50	140.25	140.25	981.75	6,100.00	2,460.56	4,123.00	3,366.00	3,366.00	19,415.56
14-08-2017	-	280.50	140.25	280.50	140.25	140.25	981.75	6,732.00	3,266.69	5,001.25	3,366.00	3,366.00	21,731.94
15-08-2017	-	280.50	140.25	280.50	140.25	140.25	981.75	6,681.50	3,095.13	3,779.90	3,366.00	3,366.00	20,288.53
16-08-2017	-	280.50	140.25	280.50	140.25	140.25	981.75	6,732.00	3,088.88	5,083.80	3,366.00	3,366.00	21,636.68
17-08-2017	-	280.50	140.25	280.50	140.25	140.25	981.75	6,732.00	2,984.00	5,157.50	3,366.00	3,366.00	21,605.50
18-08-2017	-	280.50	140.25	280.50	140.25	140.25	981.75	6,732.00	3,171.88	5,533.90	3,366.00	3,366.00	22,169.78
19-08-2017	-	280.50	140.25	280.50	140.25	140.25	981.75	5,925.75	2,477.50	5,357.00	3,366.00	3,366.00	20,492.25
20-08-2017	-	280.50	140.25	280.50	140.25	140.25	981.75	5,621.00	2,403.81	4,157.86	3,366.00	3,366.00	18,914.67
21-08-2017	-	280.50	140.25	280.50	140.25	140.25	981.75	6,732.00	3,366.00	4,356.91	3,366.00	3,366.00	21,186.91
22-08-2017	-	280.50	140.25	280.50	140.25	140.25	981.75	6,732.00	3,309.44	5,500.00	3,366.00	3,366.00	22,273.44
23-08-2017	-	280.50	140.25	280.50	140.25	140.25	981.75	6,732.00	3,278.19	5,745.88	3,366.00	3,366.00	22,488.06
24-08-2017	-	280.50	140.25	280.50	140.25	140.25	981.75	6,732.00	3,366.00	5,472.38	3,366.00	3,366.00	22,302.38
25-08-2017	-	280.50	140.25	280.50	140.25	140.25	981.75	6,732.00	3,366.00	5,490.64	3,366.00	3,366.00	22,320.64
26-08-2017	-	280.50	140.25	280.50	140.25	140.25	981.75	6,732.00	3,366.00	5,281.88	3,366.00	3,366.00	22,111.88
27-08-2017	-	280.50	140.25	280.50	140.25	140.25	981.75	6,732.00	3,366.00	4,331.80	3,366.00	3,366.00	21,161.80
28-08-2017	-	280.50	140.25	280.50	140.25	140.25	981.75	6,732.00	3,015.25	4,323.34	3,366.00	3,366.00	20,802.59
29-08-2017	-	280.50	140.25	280.50	140.25	140.25	981.75	6,732.00	2,264.56	5,122.50	3,366.00	3,366.00	20,851.06
30-08-2017	-	280.50	140.25	280.50	140.25	140.25	981.75	6,732.00	3,086.38	4,908.25	3,366.00	3,366.00	21,458.63
31-08-2017	-	280.50	140.25	280.50	140.25	140.25	981.75	6,732.00	2,134.38	5,372.00	3,366.00	3,366.00	20,970.38
		<b>280.50</b>	<b>140.25</b>	<b>280.50</b>	<b>140.25</b>	<b>140.25</b>		<b>2,05,638.63</b>	<b>95,833.25</b>	<b>1,43,640.46</b>	<b>1,04,346.00</b>	<b>1,04,346.00</b>	<b>6,53,804.3</b>
Availability %		99.20%	99.20%	99.20%	99.20%	99.20%							

6,53,804.3



Member Secretary